




## Introduction

This tutorial will walk you through basic setup of TeleMagic Data Synchronization Server. It is recommended that you have Data Synchronization Server running and perform the setup as each step is discussed. When you have completed the steps in the current page, click Next to move to the next page.

In some cases, you will have the option of repeating a procedure. These topics will contain hotspot links (indicated with underlines) and the Repeat Procedure button. Clicking either of these will return you to the beginning of the procedure you have just completed. Other topics lead to optional procedures. These also contain hotspot links and a distinctive button.

As you move through this tutorial, the instructions will appear near the option being discussed. Data Synchronization Server should be maximized. (You should see this  set of buttons on the right of your title bar. If you see this  set of buttons, click this  button to maximize Data Synchronization. Maximize DSS after entering your user ID and password.) You should also make sure your Windows 95 taskbar does not appear over DSS. If it does, close DSS and access Taskbar Properties by right clicking on the taskbar. Either mark Auto Hide, or unmark Always on Top. Save these properties then launch DSS again.

Click this link to view the [Buttons used in this tutorial](#).

For proper alignment of the instructions and the Data Synchronization options, select your monitor resolution from the list:

**[640x480 Screen Resolution](#)**

**[800x600 Screen Resolution](#)**

**[1024x768 Screen Resolution](#)**

### Identify Site Type

Select the site type based on the Data Synchronization being run at this site.

**Central Site**

**Satellite Site**

**Remote Site**

## Setting Up the Central Site

This procedure will step you through the basic setup of your DSS central site.

### Initial Central Site Setup

If you have already set up synchronization at your central and at least one satellite and/or remote site, and wish to customize your installation, select a procedure from the list below. When you have finished a procedure, you will need to 'back out' of the dialog boxes you have opened in the process. This is normally accomplished by clicking the **Close** button in each dialog box.

[Add/Edit Site](#)

[Select Database\(s\) to Synchronize](#)

[Database Preferences](#)

[Unlinking a Site from Global Preferences](#)

[Server Options](#)

[DSS Reports](#)

[Default Security Preferences](#)

[Global File Sets](#)

[Edit Global Scripts](#)

[Field Rules](#)

[Server Setup](#)

[Advanced Site Preferences](#)

[Process Packets](#)

{ewc  
rhgbtn3  
2.dll,  
BlueSk  
yHelpB  
utton,  
g<ANU  
PLG01.  
BMP|  
ANDNL  
G01.B  
MP<An  
notate(  
)<<1}

Annota  
te

{ewc  
rhgbtn32  
.dll,  
BlueSky  
HelpButt  
on,  
g<MAIN  
UP.BMP|  
MAINDN  
.BMP<Ju  
mpKeyw  
ord("ds.h  
lp"i¿½"c  
ontents")  
<<1}

DSS  
Help

{ewc  
rhgbtn  
32.dll,  
BlueS  
kyHelp  
Button  
,  
g<EXI  
TUP.B  
MP|  
EXITD  
N.BM  
P<Clo  
seWin  
dow("  
main")  
<<1}  
Exit

**Add this back in if new topics can be added to include e-mail.**

Packet Transfer Setup

## Data Synchronization Server Central Site Setup

The first step to setting up synchronization is to establish your central site.

{ewc rhgbtn3 2.dll, BlueSk yHelpB utton, g<MEN UUP.B MP  MENU SM.BM P<Jum pld(dss tutor.hl p>"mai n"i¿½" DSSTU TOR_C entral_ Table_ of_Con tents); Close Windo w("cent ral")<< 1} Con ten ts	{ewc rhgbtn 32.dll, BlueSk yHelpB utton, g<MAI NUP.B MP  MAINS M.BMP <Jump Keywor d("ds.hl p"i¿½" content s")<<1} DSS Help	{ewc rhgbtn 32.dll, BlueS kyHel pButt on, g<AN UPLG 01.B MP  ANDN LG01. BMP< Annot ate()< <1} Exit	{ewc rhgbtn 32.dll, BlueS kyHel pButt on, g<AN UPLG 01.B MP  ANDN LG01. BMP< Annot ate()< <1} Annot ate	{ewc rhgbtn32.dll, BlueSkyHel pButton, g<NEXTUP. BMP  NEXTDN.B MP<Next()< <1} Next
---	--	---	---	---

## Begin Central Setup

From the **Setup** menu, select **Site Maintenance**.

```
{ewc rhgbtn32.dll, BlueSkyHelpButton, g<MENUSM.BMP|MENUSM.BMP< JumpId(dsstutor.hlp>"main"½  
DSSTUTOR_Central_Table_of_Contents);CloseWindow("central")<<1} {ewc rhgbtn32.dll, BlueSkyHelpButton, g<MAINSM.BMP|  
MAINSM.BMP<JumpKeyword("ds.hlp"½"contents")<<1} {ewc rhgbtn32.dll, BlueSkyHelpButton, g<EXITSM.BMP|  
EXITSM.BMP<Exit()<<1} {ewc rhgbtn32.dll, BlueSkyHelpButton, g<ANNOUP01.BMP|ANNODN01.BMP<Annotate()<<1}  
{ewc rhgbtn32.dll, BlueSkyHelpButton, g<PREVSM.BMP|PREVSM.BMP<Prev()<<1} {ewc rhgbtn32.dll, BlueSkyHelpButton,  
g<NEXTSM.BMP|NEXTSM.BMP<Next()<<1}
```

## Add/Edit Site

Click **Add** to add a new site. (Highlight a site and click **Edit** to edit an existing site.)

```
{ewc rhgbtn32.dll, BlueSkyHelpButton, g<MENUSM.BMP|MENUSM.BMP< JumpId(dsstutor.hlp>"main"i½  
DSSTUTOR_Central_Table_of_Contents);CloseWindow("central");IfThen(IsMark("express1")i½DeleteMark("express1"))<<1}  
{ewc rhgbtn32.dll, BlueSkyHelpButton, g<MAINSM.BMP|MAINSM.BMP<JumpKeyword("ds.hlp"i½"contents")<<1} {ewc  
rhgbtn32.dll, BlueSkyHelpButton, g<EXITSM.BMP|EXITSM.BMP<Exit()<<1} {ewc rhgbtn32.dll, BlueSkyHelpButton,  
g<ANNOUP01.BMP|ANNODN01.BMP<Annotate()<<1} {ewc rhgbtn32.dll, BlueSkyHelpButton, g<PREVSM.BMP|  
PREVSM.BMP<IfThenElse(IsMark("express1")i½JumpId(DSSTUTOR.hlpi½DSSTUTOR_Add_Site_Express_Jump)i½Prev()  
)<<1} {ewc rhgbtn32.dll, BlueSkyHelpButton, g<NEXTSM.BMP|NEXTSM.BMP<Next()<<1}
```

## Site Name

Enter the name of the site in this field.

```
{ewc rhgbtn32.dll, BlueSkyHelpButton, g<MENUSM.BMP|MENUSM.BMP< JumpId(dsstutor.hlp>"main"i½  
DSSTUTOR_Central_Table_of_Contents);CloseWindow("central");IfThen(IsMark("express")i½DeleteMark("express"))<<1}  
{ewc rhgbtn32.dll, BlueSkyHelpButton, g<MAINSM.BMP|MAINSM.BMP<JumpKeyword("ds.hlp"i½"contents")<<1} {ewc  
rhgbtn32.dll, BlueSkyHelpButton, g<EXITSM.BMP|EXITSM.BMP<Exit()<<1} {ewc rhgbtn32.dll, BlueSkyHelpButton,  
g<ANNOUP01.BMP|ANNODN01.BMP<Annotate()<<1} {ewc rhgbtn32.dll, BlueSkyHelpButton, g<PREVSM.BMP|  
PREVSM.BMP<Prev()<<1} {ewc rhgbtn32.dll, BlueSkyHelpButton, g<NEXTSM.BMP|NEXTSM.BMP<Next()<<1}
```



## Site ID

Enter the 3-character Site ID. Each site must have a unique ID.

```
{ewc rhgbtn32.dll, BlueSkyHelpButton, g<MENUSM.BMP|MENUSM.BMP< JumpId(dsstutor.hlp>"main"i½  
DSSTUTOR_Central_Table_of_Contents);CloseWindow("central");IfThen(IsMark("express")i½DeleteMark("express"))<<1}  
{ewc rhgbtn32.dll, BlueSkyHelpButton, g<MAINSM.BMP|MAINSM.BMP<JumpKeyword("ds.hlp"i½"contents")<<1} {ewc  
rhgbtn32.dll, BlueSkyHelpButton, g<EXITSM.BMP|EXITSM.BMP<Exit()<<1} {ewc rhgbtn32.dll, BlueSkyHelpButton,  
g<ANNOUP01.BMP|ANNODN01.BMP<Annotate()<<1} {ewc rhgbtn32.dll, BlueSkyHelpButton, g<PREVSM.BMP|  
PREVSM.BMP<Prev()<<1}{ewc rhgbtn32.dll, BlueSkyHelpButton, g<NEXTSM.BMP|NEXTSM.BMP<Next()<<1}
```

Save Site

Click **Save**.

```
{ewc rhgbtn32.dll, BlueSkyHelpButton, g<MENUSM.BMP|MENUSM.BMP< JumpId(dsstutor.hlp>"main"i½  
DSSTUTOR_Central_Table_of_Contents);CloseWindow("central");IfThen(IsMark("express")i½DeleteMark("express"))<<1}  
{ewc rhgbtn32.dll, BlueSkyHelpButton, g<MAINSM.BMP|MAINSM.BMP<JumpKeyword("ds.hlp"i½"contents")<<1} {ewc  
rhgbtn32.dll, BlueSkyHelpButton, g<EXITSM.BMP|EXITSM.BMP<Exit()<<1} {ewc rhgbtn32.dll, BlueSkyHelpButton,  
g<ANNOUP01.BMP|ANNODN01.BMP<Annotate()<<1} {ewc rhgbtn32.dll, BlueSkyHelpButton, g<PREVSM.BMP|  
PREVSM.BMP<Prev()<<1} {ewc rhgbtn32.dll, BlueSkyHelpButton, g<NEXTSM.BMP|NEXTSM.BMP<Next()<<1}
```

## Another Site?

Follow this link to [Add Another Site](#) . If you have no more sites to add at this time, continue to the next topic.

```
{ewc
rhgbtn3
2.dll,
BlueSk
yHelpB
utton,
g<MEN
UUP.B
MP|
MENU
SM.BM
P<Jum
pld(dss
tutor.h
p>"mai
n"i½
DSSTU
TOR_C
entral_
Table_
of_Con
tents);
Close
Windo
w("cent
ral");IfT
hen(Is
Mark("
expres
s")i½
Delete
Mark("
expres
s"))<<1
}
```

[Contents](#)

```
{ewc
rhgbtn32.dll,
BlueSkyHelp
Button,
g<MAINUP.B
MP|
MAINDN.BM
P<JumpKey
word("ds.hlp"
i½"contents
")<<1}
```

[DSS Help](#)

```
{ewc
rhgbtn32.
dll,
Blue
SkyH
elpB
utton
,
g<EX
ITUP.
BMP|
EXIT
DN.B
MP<
Exit()
<<1}
```

[Exit](#)

```
{ewc
rhgbtn32.dl
l,
BlueS
kyHel
pButt
on,
g<AN
UPLG
01.B
MP|
AND
NLG0
1.BM
P<An
notate
())<<1}
```

[Annotate](#)

```
{ewc
rhgbtn32.dll,
BlueSky
HelpButt
on,
g<PREV
UP.BMP
|
PREVD
N.BMP<
Prev())<<
1}
```

[Back](#)

```
{ewc
rhgbtn32.dl
l,
BlueSkyHe
lpButton,
g<REPEA
TUP.BMP|
REPEATD
N.BMP<Ju
mpld(dsstu
tor.hlpi½
DSSTUTO
R_Add_Sit
e)<<1}
```

[Repeat Procedure](#)

```
{ewc
rhgbtn32.dll,
BlueSky
HelpButt
on,
g<NEXT
UP.BMP
|
NEXTD
N.BMP<
Next())<<
1}
```

[Next](#)

## Site(s) Added

Click **Close**.

```
{ewc rhgbtn32.dll, BlueSkyHelpButton, g<MENUSM.BMP|MENUSM.BMP< JumpId(dsstutor.hlp>"main"i½  
DSSTUTOR_Central_Table_of_Contents);CloseWindow("central");IfThen(IsMark("express")i½DeleteMark("express"))<<1}  
{ewc rhgbtn32.dll, BlueSkyHelpButton, g<MAINSM.BMP|MAINSM.BMP<JumpKeyword("ds.hlp"i½"contents")<<1} {ewc  
rhgbtn32.dll, BlueSkyHelpButton, g<EXITSM.BMP|EXITSM.BMP<Exit()<<1} {ewc rhgbtn32.dll, BlueSkyHelpButton,  
g<ANNOUP01.BMP|ANNODN01.BMP<Annotate()<<1} {ewc rhgbtn32.dll, BlueSkyHelpButton, g<PREVSM.BMP|  
PREVSM.BMP<Prev()<<1} {ewc rhgbtn32.dll, BlueSkyHelpButton, g<NEXTSM.BMP|  
NEXTSM.BMP<IfThenElse(IsMark("express")i½DeleteMark("express");JumpId(dsstutor.hlpi½DSSTUTOR_Procedure_compl  
ete)i½Next())<<1}
```

## Add User

Your new site will need at least one user. To add a user, select **User Maintenance** from the **Setup** menu.

```
{ewc rhgbtn32.dll, BlueSkyHelpButton, g<MENUSM.BMP|MENUSM.BMP< JumpId(dsstutor.hlp>"main"i½  
DSSTUTOR_Central_Table_of_Contents);CloseWindow("central");IfThen(IsMark("express")i½DeleteMark("express"))<<1}  
{ewc rhgbtn32.dll, BlueSkyHelpButton, g<MAINSM.BMP|MAINSM.BMP<JumpKeyword("ds.hlp"i½"contents")<<1} {ewc  
rhgbtn32.dll, BlueSkyHelpButton, g<EXITSM.BMP|EXITSM.BMP<Exit()<<1} {ewc rhgbtn32.dll, BlueSkyHelpButton,  
g<ANNOUP01.BMP|ANNODN01.BMP<Annotate()<<1} {ewc rhgbtn32.dll, BlueSkyHelpButton, g<PREVSM.BMP|  
PREVSM.BMP<Prev()<<1} {ewc rhgbtn32.dll, BlueSkyHelpButton, g<NEXTSM.BMP|NEXTSM.BMP<Next()<<1}
```

## Select Site

Choose the site to which the user will be added from the **Site** drop-down list. (**Note:** You cannot add users to the Central Site from this dialog box.)

```
{ewc rhgbtn32.dll, BlueSkyHelpButton, g<MENUSM.BMP|MENUSM.BMP< JumpId(dsstutor.hlp>"main"i½  
DSSTUTOR_Central_Table_of_Contents);CloseWindow("central");IfThen(IsMark("express")i½DeleteMark("express"))<<1}  
{ewc rhgbtn32.dll, BlueSkyHelpButton, g<MAINSM.BMP|MAINSM.BMP<JumpKeyword("ds.hlp"i½"contents")<<1} {ewc  
rhgbtn32.dll, BlueSkyHelpButton, g<EXITSM.BMP|EXITSM.BMP<Exit()<<1} {ewc rhgbtn32.dll, BlueSkyHelpButton,  
g<ANNOUP01.BMP|ANNODN01.BMP<Annotate()<<1} {ewc rhgbtn32.dll, BlueSkyHelpButton, g<PREVSM.BMP|  
PREVSM.BMP<Prev()<<1} {ewc rhgbtn32.dll, BlueSkyHelpButton, g<NEXTSM.BMP|NEXTSM.BMP<Next()<<1}
```

## Describe User

Click **Add**.

```
{ewc rhgbtn32.dll, BlueSkyHelpButton, g<MENUSM.BMP|MENUSM.BMP< JumpId(dsstutor.hlp>"main"i½  
DSSTUTOR_Central_Table_of_Contents);CloseWindow("central");IfThen(IsMark("express")i½DeleteMark("express"))<<1}  
{ewc rhgbtn32.dll, BlueSkyHelpButton, g<MAINSM.BMP|MAINSM.BMP<JumpKeyword("ds.hlp"i½"contents")<<1} {ewc  
rhgbtn32.dll, BlueSkyHelpButton, g<EXITSM.BMP|EXITSM.BMP<Exit()<<1} {ewc rhgbtn32.dll, BlueSkyHelpButton,  
g<ANNOUP01.BMP|ANNODN01.BMP<Annotate()<<1} {ewc rhgbtn32.dll, BlueSkyHelpButton, g<PREVSM.BMP|  
PREVSM.BMP<Prev()<<1} {ewc rhgbtn32.dll, BlueSkyHelpButton, g<NEXTSM.BMP|NEXTSM.BMP<Next()<<1}
```

## User ID

Enter the user's 3-character User ID in the **User ID** field.

```
{ewc rhgbtn32.dll, BlueSkyHelpButton, g<MENUSM.BMP|MENUSM.BMP< JumpId(dsstutor.hlp>"main"i½  
DSSTUTOR_Central_Table_of_Contents);CloseWindow("central");IfThen(IsMark("express")i½DeleteMark("express"))<<1}  
{ewc rhgbtn32.dll, BlueSkyHelpButton, g<MAINSM.BMP|MAINSM.BMP<JumpKeyword("ds.hlp"i½"contents")<<1} {ewc  
rhgbtn32.dll, BlueSkyHelpButton, g<EXITSM.BMP|EXITSM.BMP<Exit()<<1} {ewc rhgbtn32.dll, BlueSkyHelpButton,  
g<ANNOUP01.BMP|ANNODN01.BMP<Annotate()<<1} {ewc rhgbtn32.dll, BlueSkyHelpButton, g<PREVSM.BMP|  
PREVSM.BMP<Prev()<<1} {ewc rhgbtn32.dll, BlueSkyHelpButton, g<NEXTSM.BMP|NEXTSM.BMP<Next()<<1}
```



## User Name

Enter the user's name in the **User Name** field.

```
{ewc rhgbtn32.dll, BlueSkyHelpButton, g<MENUSM.BMP|MENUSM.BMP< JumpId(dsstutor.hlp>"main"i½  
DSSTUTOR_Central_Table_of_Contents);CloseWindow("central");IfThen(IsMark("express")i½DeleteMark("express"))<<1}  
{ewc rhgbtn32.dll, BlueSkyHelpButton, g<MAINSM.BMP|MAINSM.BMP<JumpKeyword("ds.hlp"i½"contents")<<1} {ewc  
rhgbtn32.dll, BlueSkyHelpButton, g<EXITSM.BMP|EXITSM.BMP<Exit()<<1} {ewc rhgbtn32.dll, BlueSkyHelpButton,  
g<ANNOUP01.BMP|ANNODN01.BMP<Annotate()<<1} {ewc rhgbtn32.dll, BlueSkyHelpButton, g<PREVSM.BMP|  
PREVSM.BMP<Prev()<<1} {ewc rhgbtn32.dll, BlueSkyHelpButton, g<NEXTSM.BMP|NEXTSM.BMP<Next()<<1}
```

Save User

Click **Save**.

```
{ewc rhgbtn32.dll, BlueSkyHelpButton, g<MENUSM.BMP|MENUSM.BMP< JumpId(dsstutor.hlp>"main"i½  
DSSTUTOR_Central_Table_of_Contents);CloseWindow("central");IfThen(IsMark("express")i½DeleteMark("express"))<<1}  
{ewc rhgbtn32.dll, BlueSkyHelpButton, g<MAINSM.BMP|MAINSM.BMP<JumpKeyword("ds.hlp"i½"contents")<<1} {ewc  
rhgbtn32.dll, BlueSkyHelpButton, g<EXITSM.BMP|EXITSM.BMP<Exit()<<1} {ewc rhgbtn32.dll, BlueSkyHelpButton,  
g<ANNOUP01.BMP|ANNODN01.BMP<Annotate()<<1} {ewc rhgbtn32.dll, BlueSkyHelpButton, g<PREVSM.BMP|  
PREVSM.BMP<Prev()<<1} {ewc rhgbtn32.dll, BlueSkyHelpButton, g<NEXTSM.BMP|NEXTSM.BMP<Next()<<1}
```

## Another User?

Follow this link to [Add Another User](#) . If you have no more users to add, proceed to the next topic.

```
{ewc  
rhgbtn3  
2.dll,  
BlueSk  
yHelpB  
utton,  
g<MEN  
UUP.B  
MP|  
MENU  
SM.BM  
P<Jum  
pld(dss  
tutor.h  
p>"mai  
n"i½  
DSSTU  
TOR_C  
entral_  
Table_  
of_Con  
tents);  
Close  
Windo  
w("cent  
ral");IfT  
hen(Is  
Mark("expres  
s")i½  
Delete  
Mark("expres  
s"))<<1  
}
```

[Contents](#)

```
{ewc  
rhgbtn32.dll,  
BlueSkyHelp  
Button,  
g<MAINUP.B  
MP|  
MAINDN.BM  
P<JumpKey  
word("ds.hlp"  
i½"contents  
")<<1}
```

[DSS Help](#)

```
{ewc  
rhgbtn32.  
dll,  
Blue  
SkyH  
elpB  
utton  
,  
g<EX  
ITUP.  
BMP|  
EXIT  
DN.B  
MP<  
Exit()  
<<1}
```

[Exit](#)

```
{ewc  
rhgbtn  
32.dll,  
BlueSk  
yHelpB  
utton,  
g<ANU  
PLG01  
.BMP|  
ANDN  
LG01.  
BMP<  
Annota  
te()<<1  
}
```

[Annota  
te](#)

```
{ewc  
rhgbtn3  
2.dll,  
BlueSky  
HelpButt  
on,  
g<PREV  
UP.BMP  
|  
PREVD  
N.BMP<  
Prev()<<  
1}
```

[Back](#)

```
{ewc  
rhgbtn32.  
dll,  
BlueSkyH  
elpButton  
,  
g<REPE  
ATUP.BM  
P|  
REPEAT  
DN.BMP  
<JumpId(  
dsstutor.h  
lpi½  
DSSTUT  
OR_Sele  
ct_Site)<  
<1}
```

[Repeat  
Procedur  
e](#)

```
{ewc  
rhgbtn32.  
dll,  
BlueSkyH  
elpButton,  
g<NEXTU  
P.BMP|  
NEXTDN.  
BMP<Nex  
t()<<1}
```

[Next](#)

## User(s) Added

Click **OK**.

```
{ewc rhgbtn32.dll, BlueSkyHelpButton, g<MENUSM.BMP|MENUSM.BMP< JumpId(dsstutor.hlp>"main"i½  
DSSTUTOR_Central_Table_of_Contents);CloseWindow("central");IfThen(IsMark("express")i½DeleteMark("express"))<<1}  
{ewc rhgbtn32.dll, BlueSkyHelpButton, g<MAINSM.BMP|MAINSM.BMP<JumpKeyword("ds.hlp"i½"contents")<<1} {ewc  
rhgbtn32.dll, BlueSkyHelpButton, g<EXITSM.BMP|EXITSM.BMP<Exit()<<1} {ewc rhgbtn32.dll, BlueSkyHelpButton,  
g<ANNOUP01.BMP|ANNODN01.BMP<Annotate()<<1} {ewc rhgbtn32.dll, BlueSkyHelpButton, g<PREVSM.BMP|  
PREVSM.BMP<Prev()<<1} {ewc rhgbtn32.dll, BlueSkyHelpButton, g<NEXTSM.BMP|NEXTSM.BMP<Next()<<1}
```

## Adjust Default User Security

Did a message appear regarding Default Security? If you see this message, click **Yes**, then follow this link to [Adjust Default Security](#) . If you do not want to change the Default Security, click **No** then click Next to continue setup. If no message is visible, just click Next to continue.

```
{ewc rhgbtn32.dll, BlueSkyHelpButton, g<MENUSM.BMP|MENUSM.BMP< JumpId(dsstutor.hlp>"main"i½  
DSSTUTOR_Central_Table_of_Contents);CloseWindow("central");IfThen(IsMark("express1")i½DeleteMark("express1"));IfThen  
(IsMark("express2")i½DeleteMark("express2"))<<1} {ewc rhgbtn32.dll, BlueSkyHelpButton, g<MAINSM.BMP|  
MAINSM.BMP<JumpKeyword("ds.hlp"i½"contents")<<1} {ewc rhgbtn32.dll, BlueSkyHelpButton, g<EXITSM.BMP|  
EXITSM.BMP<Exit()<<1} {ewc rhgbtn32.dll, BlueSkyHelpButton, g<ANNOUP01.BMP|ANNODN01.BMP<Annotate()<<1}  
{ewc rhgbtn32.dll, BlueSkyHelpButton, g<PREVSM.BMP|PREVSM.BMP<Prev();IfThen(IsMark("default  
security")i½DeleteMark("default security"))<<1}{ewc rhgbtn32.dll, BlueSkyHelpButton, g<OPTUPSM.BMP|  
OPTDNM.BMP<JumpId(dsstutor.hlpi½DSSTUTOR_Default_Security_Preferences);SaveMark("default security")<<1} {ewc  
rhgbtn32.dll, BlueSkyHelpButton, g<NEXTSM.BMP|  
NEXTSM.BMP<IfThenElse(IsMark("express1")i½JumpId(dsstutor.hlpi½DSSTUTOR_Procedure_complete);SaveMark("lastpat  
h");DeleteMark("express1")i½  
IfThenElse(IsMark("express2")i½JumpId(dsstutor.hlpi½DSSTUTOR_Procedure_complete);SaveMark("lastpath");DeleteMark(  
"express2")i½Next())<<1}
```

## Select Database(s) to Synchronize

From the **Setup** menu select **Databases to Synchronize**.

```
{ewc rhgbtn32.dll, BlueSkyHelpButton, g<MENUSM.BMP|MENUSM.BMP< JumpId(dsstutor.hlp>"main"i½  
DSSTUTOR_Central_Table_of_Contents);CloseWindow("central");IfThen(IsMark("express")i½DeleteMark("express"))<<1}{ewc  
rhgbtn32.dll, BlueSkyHelpButton, g<MAINSM.BMP|MAINSM.BMP<JumpKeyword("ds.hlp"i½"contents")<<1} {ewc rhgbtn32.dll,  
BlueSkyHelpButton, g<EXITSM.BMP|EXITSM.BMP<Exit()<<1} {ewc rhgbtn32.dll, BlueSkyHelpButton, g<ANNOUP01.BMP|  
ANNODN01.BMP<Annotate()<<1} {ewc rhgbtn32.dll, BlueSkyHelpButton, g<PREVSM.BMP|  
PREVSM.BMP<IfThenElse(IsMark("default security")i½JumpId(Dsstutor.hlpi½  
DSSTUTOR_Default_Security_and_Preferences_Complete);DeleteMark("default security")i½Prev())<<1} {ewc rhgbtn32.dll,  
BlueSkyHelpButton, g<NEXTSM.BMP|NEXTSM.BMP<Next()<<1}
```

## Add Database(s)

Highlight the database and click **Add** for each database you wish to synchronize. To synchronize all databases, click **Add All**.

```
{ewc rhgbtn32.dll, BlueSkyHelpButton, g<MENUSM.BMP|MENUSM.BMP< JumpId(dsstutor.hlp>"main"½  
DSSTUTOR_Central_Table_of_Contents);CloseWindow("central");IfThen(IsMark("express2")½DeleteMark("express2"))<<1}  
{ewc rhgbtn32.dll, BlueSkyHelpButton, g<MAINSM.BMP|MAINSM.BMP<JumpKeyword("ds.hlp"½"contents")<<1} {ewc  
rhgbtn32.dll, BlueSkyHelpButton, g<EXITSM.BMP|EXITSM.BMP<Exit()<<1} {ewc rhgbtn32.dll, BlueSkyHelpButton,  
g<ANNOUP01.BMP|ANNODN01.BMP<Annotate()<<1} {ewc rhgbtn32.dll, BlueSkyHelpButton,  
g<PREVSM.BMP|  
PREVSM.BMP<IfThenElse(IsMark("express2")½JumpId(DSSTUTOR.hlp½DSTTRS_Select_Databases_to_Synchronize_Ex  
press_Jump)½Prev())<<1} {ewc rhgbtn32.dll, BlueSkyHelpButton, g<NEXTSM.BMP|NEXTSM.BMP<Next()<<1}
```

## Database Selection Complete

Click **OK**.

```
{ewc rhgbtn32.dll, BlueSkyHelpButton, g<MENUSM.BMP|MENUSM.BMP< JumpId(dsstutor.hlp>"main"i½  
DSSTUTOR_Central_Table_of_Contents);CloseWindow("central");IfThen(IsMark("express2")i½DeleteMark("express2"))<<1}  
{ewc rhgbtn32.dll, BlueSkyHelpButton, g<MAINSM.BMP|MAINSM.BMP<JumpKeyword("ds.hlp"i½"contents")<<1} {ewc  
rhgbtn32.dll, BlueSkyHelpButton, g<EXITSM.BMP|EXITSM.BMP<Exit()<<1} {ewc rhgbtn32.dll, BlueSkyHelpButton,  
g<ANNOUP01.BMP|ANNODN01.BMP<Annotate()<<1} {ewc rhgbtn32.dll, BlueSkyHelpButton, g<PREVSM.BMP|  
PREVSM.BMP<Prev()<<1}{ewc rhgbtn32.dll, BlueSkyHelpButton, g<NEXTSM.BMP|  
NEXTSM.BMP<IfThenElse(IsMark("express2")i½JumpId(dsstutor.hlpi½DSSTUTOR_Procedure_complete);DeleteMark("exp  
ress2")i½Next())<<1}
```



## Initial Server Setup

From the **Maintenance** menu select **Server Maintenance**.

```
{ewc rhgbtn32.dll, BlueSkyHelpButton, g<MENUSM.BMP|MENUSM.BMP< JumpId(dsstutor.hlp>"main"½  
DSSTUTOR_Central_Table_of_Contents);CloseWindow("central")<<1} {ewc rhgbtn32.dll, BlueSkyHelpButton, g<MAINSM.BMP|  
MAINSM.BMP<JumpKeyword("ds.hlp"½"contents")<<1} {ewc rhgbtn32.dll, BlueSkyHelpButton, g<EXITSM.BMP|  
EXITSM.BMP<Exit()<<1} {ewc rhgbtn32.dll, BlueSkyHelpButton, g<ANNOUP01.BMP|ANNODN01.BMP<Annotate()<<1}  
{ewc rhgbtn32.dll, BlueSkyHelpButton, g<PREVSM.BMP|PREVSM.BMP<Prev()<<1} {ewc rhgbtn32.dll, BlueSkyHelpButton,  
g<NEXTSM.BMP|NEXTSM.BMP<Next()<<1}
```

## Add First Server

Click **Add**.

```
{ewc rhgbtn32.dll, BlueSkyHelpButton, g<MENUSM.BMP|MENUSM.BMP< JumpId(dsstutor.hlp>"main"%½  
DSSTUTOR_Central_Table_of_Contents);CloseWindow("central")<<1} {ewc rhgbtn32.dll, BlueSkyHelpButton, g<MAINSM.BMP|  
MAINSM.BMP<JumpKeyword("ds.hlp"%½"contents")<<1} {ewc rhgbtn32.dll, BlueSkyHelpButton, g<EXITSM.BMP|  
EXITSM.BMP<Exit()<<1} {ewc rhgbtn32.dll, BlueSkyHelpButton, g<ANNOUP01.BMP|ANNODN01.BMP<Annotate()<<1}  
{ewc rhgbtn32.dll, BlueSkyHelpButton, g<PREVSM.BMP|PREVSM.BMP<Prev()<<1} {ewc rhgbtn32.dll, BlueSkyHelpButton,  
g<NEXTSM.BMP|NEXTSM.BMP<Next()<<1}
```

## Enter the Server's ID

Enter a unique ID for the new server.

```
{ewc rhgbtn32.dll, BlueSkyHelpButton, g<MENUSM.BMP|MENUSM.BMP< JumpId(dsstutor.hlp>"main"½  
DSSTUTOR_Central_Table_of_Contents);CloseWindow("central")<<1} {ewc rhgbtn32.dll, BlueSkyHelpButton, g<MAINSM.BMP|  
MAINSM.BMP<JumpKeyword("ds.hlp"½"contents")<<1} {ewc rhgbtn32.dll, BlueSkyHelpButton, g<EXITSM.BMP|  
EXITSM.BMP<Exit()<<1} {ewc rhgbtn32.dll, BlueSkyHelpButton, g<ANNOUP01.BMP|ANNODN01.BMP<Annotate()<<1}  
{ewc rhgbtn32.dll, BlueSkyHelpButton, g<PREVSM.BMP|PREVSM.BMP<Prev()<<1} {ewc rhgbtn32.dll, BlueSkyHelpButton,  
g<NEXTSM.BMP|NEXTSM.BMP<Next()<<1}
```

## Initial Server Added

Click **Save**.

```
{ewc rhgbtn32.dll, BlueSkyHelpButton, g<MENUSM.BMP|MENUSM.BMP< JumpId(dsstutor.hlp>"main"½  
DSSTUTOR_Central_Table_of_Contents);CloseWindow("central")<<1} {ewc rhgbtn32.dll, BlueSkyHelpButton, g<MAINSM.BMP|  
MAINSM.BMP<JumpKeyword("ds.hlp"½"contents")<<1} {ewc rhgbtn32.dll, BlueSkyHelpButton, g<EXITSM.BMP|  
EXITSM.BMP<Exit()<<1} {ewc rhgbtn32.dll, BlueSkyHelpButton, g<ANNOUP01.BMP|ANNODN01.BMP<Annotate()<<1}  
{ewc rhgbtn32.dll, BlueSkyHelpButton, g<PREVSM.BMP|PREVSM.BMP<Prev()<<1} {ewc rhgbtn32.dll, BlueSkyHelpButton,  
g<NEXTSM.BMP|NEXTSM.BMP<Next()<<1}
```

## Initial Server Maintenance Complete

### Click **Close**

```
{ewc rhgbtn32.dll, BlueSkyHelpButton, g<MENUSM.BMP|MENUSM.BMP< JumpId(dsstutor.hlp>"main"½  
DSSTUTOR_Central_Table_of_Contents);CloseWindow("central")<<1} {ewc rhgbtn32.dll, BlueSkyHelpButton, g<MAINSM.BMP|  
MAINSM.BMP<JumpKeyword("ds.hlp"½"contents")<<1} {ewc rhgbtn32.dll, BlueSkyHelpButton, g<EXITSM.BMP|  
EXITSM.BMP<Exit()<<1} {ewc rhgbtn32.dll, BlueSkyHelpButton, g<ANNOUP01.BMP|ANNODN01.BMP<Annotate()<<1}  
{ewc rhgbtn32.dll, BlueSkyHelpButton, g<PREVSM.BMP|PREVSM.BMP<Prev()<<1} {ewc rhgbtn32.dll, BlueSkyHelpButton,  
g<NEXTSM.BMP|NEXTSM.BMP<Next()<<1}
```

## Process Init Packet

From the **File** menu select **Process**.

```
{ewc rhgbtn32.dll, BlueSkyHelpButton, g<MENUSM.BMP|MENUSM.BMP< JumpId(dsstutor.hlp>"main"½  
DSSTUTOR_Central_Table_of_Contents);CloseWindow("central")<<1} {ewc rhgbtn32.dll, BlueSkyHelpButton, g<MAINSM.BMP|  
MAINSM.BMP<JumpKeyword("ds.hlp"½"contents")<<1} {ewc rhgbtn32.dll, BlueSkyHelpButton, g<EXITSM.BMP|  
EXITSM.BMP<Exit()<<1} {ewc rhgbtn32.dll, BlueSkyHelpButton, g<ANNOUP01.BMP|ANNODN01.BMP<Annotate()<<1}  
{ewc rhgbtn32.dll, BlueSkyHelpButton, g<PREVSM.BMP|PREVSM.BMP<Prev()<<1} {ewc rhgbtn32.dll, BlueSkyHelpButton,  
g<NEXTSM.BMP|NEXTSM.BMP<Next()<<1}
```

## Init Packet Complete

A status bar will appear and update as the procedure runs. You will be informed when the packet is complete. It will be located in your DSS outbox. By default this subdirectory will be located under \TMSYNC\OUTBOX.

{ewc rhgbtn3 2.dll, BlueSk yHelpB utton, g<MEN UUP.B MP  MENU SM.BM P<Jum pld(dss tutor.hl p>"mai n"i½ DSSTU TOR_C entral_ Table_ of_Con tents); Close Windo w("cent ral")<< 1} Con ten ts	{ewc rhgbtn32.dll, BlueSkyHelp Button, g<MAINUP.B MP  MAINDN.BM P<JumpKey word("ds.hlp" i½"contents ")<<1} DSS Help	{ewc rhgbtn n32. dll, Blue SkyH elpB utton , g<EX ITUP. BMP  EXIT DN.B MP< Exit() <<1} Exit	{ewc rhgbtn3 2.dll, BlueSky HelpButt on, g<ANUP LG01.B MP  ANDNL G01.BM P<Annot ate()<<1 } Annotat e	{ewc rhgbtn 32.dll, BlueSk yHelpB utton, g<PRE VUP.B MP  PREV DN.BM P<Prev ()<<1} Back	{ewc rhgbtn n32.dl l, BlueS kyHel pButt on, g<NE XTUP .BMP  NEXT DN.B MP<N ext()< <1} Next
---	--	--	---	---	--

## Basic Synchronization Setup Complete

At this point your central site is ready to synchronize. You should now proceed with setup for your remote and satellite sites, if they are not yet prepared for synchronization. When you have established synchronization with your satellite and remote sites, you may wish to modify your installations synchronization settings.

```
{ewc  
rhgbtn3  
2.dll,  
BlueSk  
yHelpB  
utton,  
g<MEN  
UUP.B  
MP|  
MENU  
SM.BM  
P<Jum  
pld(dss  
tutor.h  
p>"mai  
n"i½  
DSSTU  
TOR_C  
entral_  
Table_  
of_Con  
tents);  
Close  
Windo  
w("cent  
ral");IfT  
hen(Is  
Mark("default  
securit  
y")i½  
Delete  
Mark("default  
securit  
y"))<<1  
}
```

[Contents](#)

```
{ewc  
rhgbtn32.dll,  
BlueSkyHelp  
Button,  
g<MAINUP.B  
MP|  
MAINDN.BM  
P<JumpKey  
word("ds.hlp"  
i½"contents  
")<<1}
```

[DSS Help](#)

```
{ewc  
rhgbtn32.  
n32.  
dll,  
Blue  
SkyH  
elpB  
utton  
,  
g<EX  
ITUP.  
BMP|  
EXIT  
DN.B  
MP<  
Exit()  
<<1}
```

[Exit](#)

```
{ewc  
rhgbtn32.  
dll,  
BlueSkyH  
elpButton  
,  
g<ANUPL  
G01.BMP  
|  
ANDNLG  
01.BMP<  
Annotate(  
)<<1}
```

[Annotate](#)

```
{ewc  
rhgbtn32.  
dll,  
BlueSkyH  
elpButton  
,  
g<PREV  
UP.BMP|  
PREVDN.  
BMP<Pre  
v())<<1}
```

[Back](#)



**End of Main Procedure**  
**Begin Express Jumps**

## Add/Edit Site

From the **Setup** menu, select **Site Maintenance**.

```
{ewc rhgbtn32.dll, BlueSkyHelpButton, g<MENUSM.BMP|MENUSM.BMP< JumpId(dsstutor.hlp>"main"i½  
DSSTUTOR_Central_Table_of_Contents);CloseWindow("central");IfThen(IsMark("express1")i½DeleteMark("express1"))<<1}  
{ewc rhgbtn32.dll, BlueSkyHelpButton, g<MAINSM.BMP|MAINSM.BMP<JumpKeyword("ds.hlp"i½"contents")<<1} {ewc  
rhgbtn32.dll, BlueSkyHelpButton, g<EXITSM.BMP|EXITSM.BMP<Exit()<<1} {ewc rhgbtn32.dll, BlueSkyHelpButton,  
g<ANNOUP01.BMP|ANNODN01.BMP<Annotate()<<1} {ewc rhgbtn32.dll, BlueSkyHelpButton, g<PREVSM.BMP|  
PREVSM.BMP< JumpId(dsstutor.hlp>"main"i½ DSSTUTOR_Central_Table_of_Contents);CloseWindow("central")<<1} {ewc  
rhgbtn32.dll, BlueSkyHelpButton, g<NEXTSM.BMP|NEXTSM.BMP<JumpId(DSSTUTOR.HLPi½ DSSTUTOR_Add_Site)<<1}
```

## Select Database(s) to Synchronize

From the **Setup** menu, select **Databases to Synchronize**.

```
{ewc rhgbtn32.dll, BlueSkyHelpButton, g<MENUSM.BMP|MENUSM.BMP< JumpId(dsstutor.hlp>"main"i½  
DSSTUTOR_Central_Table_of_Contents);CloseWindow("central");IfThen(IsMark("express2")i½DeleteMark("express2"))<<1}  
{ewc rhgbtn32.dll, BlueSkyHelpButton, g<MAINSM.BMP|MAINSM.BMP<JumpKeyword("ds.hlp"i½"contents")<<1} {ewc  
rhgbtn32.dll, BlueSkyHelpButton, g<EXITSM.BMP|EXITSM.BMP<Exit())<<1} {ewc rhgbtn32.dll, BlueSkyHelpButton,  
g<ANNOUP01.BMP|ANNODN01.BMP<Annotate())<<1} {ewc rhgbtn32.dll, BlueSkyHelpButton, g<PREVSM.BMP|  
PREVSM.BMP< JumpId(dsstutor.hlp>"main"i½ DSSTUTOR_Central_Table_of_Contents);CloseWindow("central")<<1} {ewc  
rhgbtn32.dll, BlueSkyHelpButton, g<NEXTSM.BMP|NEXTSM.BMP< JumpId(DSSTUTOR.HLPi½  
DSSTUTOR_Add_Database_s)<<1}
```

## Database Preferences

From the **Setup** menu, select **Database Preferences**.

```
{ewc rhgbtn32.dll, BlueSkyHelpButton, g<MENUSM.BMP|MENUSM.BMP< JumpId(dsstutor.hlp>"main"½  
DSSTUTOR_Central_Table_of_Contents);CloseWindow("central")<<1} {ewc rhgbtn32.dll, BlueSkyHelpButton, g<MAINSM.BMP|  
MAINSM.BMP<JumpKeyword("ds.hlp"½"contents")<<1} {ewc rhgbtn32.dll, BlueSkyHelpButton, g<EXITSM.BMP|  
EXITSM.BMP<Exit()<<1} {ewc rhgbtn32.dll, BlueSkyHelpButton, g<ANNOUP01.BMP|ANNODN01.BMP<Annotate()<<1}  
{ewc rhgbtn32.dll, BlueSkyHelpButton, g<PREVSM.BMP|PREVSM.BMP< JumpId(dsstutor.hlp>"main"½  
DSSTUTOR_Central_Table_of_Contents);CloseWindow("central")<<1} {ewc rhgbtn32.dll, BlueSkyHelpButton, g<NEXTSM.BMP|  
NEXTSM.BMP<JumpId(dsstutor.hlp½DSSTUTOR_Select_Database)<<1}
```

## Site Databases

From the **Setup** menu, select **Site Specific Setup..., Databases to Synchronize.**

```
{ewc rhgbtn32.dll, BlueSkyHelpButton, g<MENUSM.BMP|MENUSM.BMP< JumpId(dsstutor.hlp>"main"½  
DSSTUTOR_Central_Table_of_Contents);CloseWindow("central")<<1} {ewc rhgbtn32.dll, BlueSkyHelpButton, g<MAINSM.BMP|  
MAINSM.BMP<JumpKeyword("ds.hlp"½"contents")<<1} {ewc rhgbtn32.dll, BlueSkyHelpButton, g<EXITSM.BMP|  
EXITSM.BMP<Exit()<<1} {ewc rhgbtn32.dll, BlueSkyHelpButton, g<ANNOUP01.BMP|ANNODN01.BMP<Annotate()<<1}  
{ewc rhgbtn32.dll, BlueSkyHelpButton, g<PREVSM.BMP|PREVSM.BMP< JumpId(dsstutor.hlp>"main"½  
DSSTUTOR_Central_Table_of_Contents);CloseWindow("central")<<1} {ewc rhgbtn32.dll, BlueSkyHelpButton, g<NEXTSM.BMP|  
NEXTSM.BMP< JumpId(DSSTUTOR.HLP"½ DSSTUTOR_Acknowledge_message)<<1}
```

## Server Options

From the **Setup** menu, select **Options**.

```
{ewc rhgbtn32.dll, BlueSkyHelpButton, g<MENUSM.BMP|MENUSM.BMP< JumpId(dsstutor.hlp>"main"½  
DSSTUTOR_Central_Table_of_Contents);CloseWindow("central")<<1} {ewc rhgbtn32.dll, BlueSkyHelpButton, g<MAINSM.BMP|  
MAINSM.BMP<JumpKeyword("ds.hlp"½"contents")<<1} {ewc rhgbtn32.dll, BlueSkyHelpButton, g<EXITSM.BMP|  
EXITSM.BMP<Exit()<<1} {ewc rhgbtn32.dll, BlueSkyHelpButton, g<ANNOUP01.BMP|ANNODN01.BMP<Annotate()<<1}  
{ewc rhgbtn32.dll, BlueSkyHelpButton, g<PREVSM.BMP|PREVSM.BMP< JumpId(dsstutor.hlp>"main"½  
DSSTUTOR_Central_Table_of_Contents);CloseWindow("central")<<1} {ewc rhgbtn32.dll, BlueSkyHelpButton, g<NEXTSM.BMP|  
NEXTSM.BMP<JumpId(dsstutor.hlp"½DSSTUTOR_Server_Options)<<1}
```

## Server Reports

From the **File** menu, select **Reports**.

```
{ewc rhgbtn32.dll, BlueSkyHelpButton, g<MENUSM.BMP|MENUSM.BMP< JumpId(dsstutor.hlp>"main"½  
DSSTUTOR_Central_Table_of_Contents);CloseWindow("central")<<1} {ewc rhgbtn32.dll, BlueSkyHelpButton, g<MAINSM.BMP|  
MAINSM.BMP<JumpKeyword("ds.hlp"½"contents")<<1} {ewc rhgbtn32.dll, BlueSkyHelpButton, g<EXITSM.BMP|  
EXITSM.BMP<Exit()<<1} {ewc rhgbtn32.dll, BlueSkyHelpButton, g<ANNOUP01.BMP|ANNODN01.BMP<Annotate()<<1}  
{ewc rhgbtn32.dll, BlueSkyHelpButton, g<PREVSM.BMP|PREVSM.BMP< JumpId(dsstutor.hlp>"main"½  
DSSTUTOR_Central_Table_of_Contents);CloseWindow("central")<<1} {ewc rhgbtn32.dll, BlueSkyHelpButton, g<NEXTSM.BMP|  
NEXTSM.BMP<JumpId(dsstutor.hlp"½DSSTUTOR_Reports_Dialog_Box)<<1}
```

## Default Security Preferences

From the **Setup** menu, select **Options**.

```
{ewc rhgbtn32.dll, BlueSkyHelpButton, g<MENUSM.BMP|MENUSM.BMP< JumpId(dsstutor.hlp>"main"½  
DSSTUTOR_Central_Table_of_Contents);CloseWindow("central")<<1} {ewc rhgbtn32.dll, BlueSkyHelpButton, g<MAINSM.BMP|  
MAINSM.BMP<JumpKeyword("ds.hlp"½"contents")<<1} {ewc rhgbtn32.dll, BlueSkyHelpButton, g<EXITSM.BMP|  
EXITSM.BMP<Exit()<<1} {ewc rhgbtn32.dll, BlueSkyHelpButton, g<ANNOUP01.BMP|ANNODN01.BMP<Annotate()<<1}  
{ewc rhgbtn32.dll, BlueSkyHelpButton, g<PREVSM.BMP|PREVSM.BMP< JumpId(dsstutor.hlp>"main"½  
DSSTUTOR_Central_Table_of_Contents);CloseWindow("central")<<1}{ewc rhgbtn32.dll, BlueSkyHelpButton, g<NEXTSM.BMP|  
NEXTSM.BMP<JumpId(dsstutor.hlp½DSSTUTOR_Global_Options_Security)<<1}
```



## Global File Sets

From the **Setup** menu, select **Options**.

```
{ewc rhgbtn32.dll, BlueSkyHelpButton, g<MENUSM.BMP|MENUSM.BMP< JumpId(dsstutor.hlp>"main"½  
DSSTUTOR_Central_Table_of_Contents);CloseWindow("central")<<1} {ewc rhgbtn32.dll, BlueSkyHelpButton, g<MAINSM.BMP|  
MAINSM.BMP<JumpKeyword("ds.hlp"½"contents")<<1} {ewc rhgbtn32.dll, BlueSkyHelpButton, g<EXITSM.BMP|  
EXITSM.BMP<Exit()<<1} {ewc rhgbtn32.dll, BlueSkyHelpButton, g<ANNOUP01.BMP|ANNODN01.BMP<Annotate()<<1}  
{ewc rhgbtn32.dll, BlueSkyHelpButton, g<PREVSM.BMP|PREVSM.BMP< JumpId(dsstutor.hlp>"main"½  
DSSTUTOR_Central_Table_of_Contents);CloseWindow("central")<<1} {ewc rhgbtn32.dll, BlueSkyHelpButton, g<NEXTSM.BMP|  
NEXTSM.BMP<JumpId(dsstutor.hlp"½DSSTUTOR_Global_Options_Global_File_Sets)<<1}
```

## Edit Global Scripts

From the **Setup** menu, select **Options**.

```
{ewc rhgbtn32.dll, BlueSkyHelpButton, g<MENUSM.BMP|MENUSM.BMP< JumpId(dsstutor.hlp>"main"½  
DSSTUTOR_Central_Table_of_Contents);CloseWindow("central")<<1} {ewc rhgbtn32.dll, BlueSkyHelpButton, g<MAINSM.BMP|  
MAINSM.BMP<JumpKeyword("ds.hlp"½"contents")<<1} {ewc rhgbtn32.dll, BlueSkyHelpButton, g<EXITSM.BMP|  
EXITSM.BMP<Exit()<<1} {ewc rhgbtn32.dll, BlueSkyHelpButton, g<ANNOUP01.BMP|ANNODN01.BMP<Annotate()<<1}  
{ewc rhgbtn32.dll, BlueSkyHelpButton, g<PREVSM.BMP|PREVSM.BMP< JumpId(dsstutor.hlp>"main"½  
DSSTUTOR_Central_Table_of_Contents);CloseWindow("central")<<1} {ewc rhgbtn32.dll, BlueSkyHelpButton, g<NEXTSM.BMP|  
NEXTSM.BMP<JumpId(dsstutor.hlp½DSSTUTOR_Global_Options_Edit_Global_Scripts)<<1}
```

## Field Rules

From the **Setup** menu, select **Field Rules**.

```
{ewc rhgbtn32.dll, BlueSkyHelpButton, g<MENUSM.BMP|MENUSM.BMP< JumpId(dsstutor.hlp>"main"½  
DSSTUTOR_Central_Table_of_Contents);CloseWindow("central")<<1} {ewc rhgbtn32.dll, BlueSkyHelpButton, g<MAINSM.BMP|  
MAINSM.BMP<JumpKeyword("ds.hlp"½"contents")<<1} {ewc rhgbtn32.dll, BlueSkyHelpButton, g<EXITSM.BMP|  
EXITSM.BMP<Exit()<<1} {ewc rhgbtn32.dll, BlueSkyHelpButton, g<ANNOUP01.BMP|ANNODN01.BMP<Annotate()<<1}  
{ewc rhgbtn32.dll, BlueSkyHelpButton, g<PREVSM.BMP|PREVSM.BMP< JumpId(dsstutor.hlp>"main"½  
DSSTUTOR_Central_Table_of_Contents);CloseWindow("central")<<1} {ewc rhgbtn32.dll, BlueSkyHelpButton, g<NEXTSM.BMP|  
NEXTSM.BMP<JumpId(dsstutor.hlp½DSSTUTOR_Select_the_database_for_field_rules)<<1}
```

## Server Maintenance

From the **Maintenance** menu, select **Server Maintenance**.

```
{ewc rhgbtn32.dll, BlueSkyHelpButton, g<MENUSM.BMP|MENUSM.BMP< JumpId(dsstutor.hlp>"main"½  
DSSTUTOR_Central_Table_of_Contents);CloseWindow("central")<<1} {ewc rhgbtn32.dll, BlueSkyHelpButton, g<MAINSM.BMP|  
MAINSM.BMP<JumpKeyword("ds.hlp"½"contents")<<1} {ewc rhgbtn32.dll, BlueSkyHelpButton, g<EXITSM.BMP|  
EXITSM.BMP<Exit()<<1} {ewc rhgbtn32.dll, BlueSkyHelpButton, g<ANNOUP01.BMP|ANNODN01.BMP<Annotate()<<1} {ewc  
rhgbtn32.dll, BlueSkyHelpButton, g<PREVSM.BMP|PREVSM.BMP< JumpId(dsstutor.hlp>"main"½  
DSSTUTOR_Central_Table_of_Contents);CloseWindow("central")<<1} {ewc rhgbtn32.dll, BlueSkyHelpButton, g<NEXTSM.BMP|  
NEXTSM.BMP<JumpId(dsstutor.hlp"½DSSTUTOR_Server_ID)<<1}
```

## Communications Maintenance

From the **Setup** menu, select **Transport Options**.

```
{ewc rhgbtn32.dll, BlueSkyHelpButton, g<MENUSM.BMP|MENUSM.BMP< JumpId(dsstutor.hlp>"main"½  
DSSTUTOR_Central_Table_of_Contents);CloseWindow("central")<<1} {ewc rhgbtn32.dll, BlueSkyHelpButton, g<MAINSM.BMP|  
MAINSM.BMP<JumpKeyword("ds.hlp"½"contents")<<1} {ewc rhgbtn32.dll, BlueSkyHelpButton, g<EXITSM.BMP|  
EXITSM.BMP<Exit()<<1} {ewc rhgbtn32.dll, BlueSkyHelpButton, g<ANNOUP01.BMP|ANNODN01.BMP<Annotate()<<1} {ewc  
rhgbtn32.dll, BlueSkyHelpButton, g<PREVSM.BMP|PREVSM.BMP< JumpId(dsstutor.hlp>"main"½  
DSSTUTOR_Central_Table_of_Contents);CloseWindow("central")<<1} {ewc rhgbtn32.dll, BlueSkyHelpButton, g<NEXTSM.BMP|  
NEXTSM.BMP<JumpId(dsstutor.hlp"½DSSTUTOR_Communications)<<1}
```

## Advanced Site Preferences

From the **Setup** menu, select **Site Maintenance**.

```
{ewc rhgbtn32.dll, BlueSkyHelpButton, g<MENUSM.BMP|MENUSM.BMP< JumpId(dsstutor.hlp>"main"½  
DSSTUTOR_Central_Table_of_Contents);CloseWindow("central")<<1} {ewc rhgbtn32.dll, BlueSkyHelpButton, g<MAINSM.BMP|  
MAINSM.BMP<JumpKeyword("ds.hlp"½"contents")<<1} {ewc rhgbtn32.dll, BlueSkyHelpButton, g<EXITSM.BMP|  
EXITSM.BMP<Exit()<<1} {ewc rhgbtn32.dll, BlueSkyHelpButton, g<ANNOUP01.BMP|ANNODN01.BMP<Annotate()<<1}  
{ewc rhgbtn32.dll, BlueSkyHelpButton, g<PREVSM.BMP|PREVSM.BMP< JumpId(dsstutor.hlp>"main"½  
DSSTUTOR_Central_Table_of_Contents);CloseWindow("central")<<1}{ewc rhgbtn32.dll, BlueSkyHelpButton, g<NEXTSM.BMP|  
NEXTSM.BMP<JumpId(dsstutor.hlp½DSSTUTOR_Choose_the_site_to_edit)<<1}
```

**End of Express Jumps  
Begin Special Procedures.**

## Select Database

Identify the database you would like to specify preferences for by highlighting it on this list.

```
{ewc rhgbtn32.dll, BlueSkyHelpButton, g<MENUSM.BMP|MENUSM.BMP< JumpId(dsstutor.hlp>"main"½  
DSSTUTOR_Central_Table_of_Contents);CloseWindow("central")<<1} {ewc rhgbtn32.dll, BlueSkyHelpButton, g<MAINSM.BMP|  
MAINSM.BMP<JumpKeyword("ds.hlp"½"contents")<<1} {ewc rhgbtn32.dll, BlueSkyHelpButton, g<EXITSM.BMP|  
EXITSM.BMP<Exit()<<1} {ewc rhgbtn32.dll, BlueSkyHelpButton, g<ANNOUP01.BMP|ANNODN01.BMP<Annotate()<<1}  
{ewc rhgbtn32.dll, BlueSkyHelpButton, g<PREVSM.BMP|PREVSM.BMP<JumpId(dsstutor.hlp"½  
DSSTUTOR_Database_Preferences_Express_Jump)<<1} {ewc rhgbtn32.dll, BlueSkyHelpButton, g<NEXTSM.BMP|  
NEXTSM.BMP<Next()<<1}
```



## Edit Database

Click **Edit**.

```
{ewc rhgbtn32.dll, BlueSkyHelpButton, g<MENUSM.BMP|MENUSM.BMP< JumpId(dsstutor.hlp>"main"½  
DSSTUTOR_Central_Table_of_Contents);CloseWindow("central")<<1} {ewc rhgbtn32.dll, BlueSkyHelpButton, g<MAINSM.BMP|  
MAINSM.BMP<JumpKeyword("ds.hlp"½"contents")<<1} {ewc rhgbtn32.dll, BlueSkyHelpButton, g<EXITSM.BMP|  
EXITSM.BMP<Exit()<<1} {ewc rhgbtn32.dll, BlueSkyHelpButton, g<ANNOUP01.BMP|ANNODN01.BMP<Annotate()<<1}  
{ewc rhgbtn32.dll, BlueSkyHelpButton, g<PREVSM.BMP|PREVSM.BMP<Prev()<<1} {ewc rhgbtn32.dll, BlueSkyHelpButton,  
g<NEXTSM.BMP|NEXTSM.BMP<Next()<<1}
```

## Global Preferences

Once you have your databases selected, you can select what data is to be synchronized to those databases by establishing database preferences. The options in this screen allow you to control what information is passed, from an entire level down to individual fields.

This dialog box is divided into several sections. The first allows you to specify which records should be included in synchronization based on recent transaction status and filter criteria. Click the popup links for a brief description of each option.

[Include these records:](#)

[Select records based on new transactions](#)

[Select all records, ignore transactions](#)

[Only accept records from site which are in this filter](#)

[Initialize records when filtered data changes](#)

The next section allows you to further refine your selection criteria by restricting synchronization to certain levels.

[Level Radio Buttons](#)

The next section allows you to select records based on a few miscellaneous criteria.

[Accept new contact records](#)

[Synchronize deleted contact records](#)

[Synchronize embedded OLE fields](#)

[Include linked activities for this database](#)

The **Export Field Selection** section allows you to choose specific fields to be exported.

[Export Field Selection: Level 1, Level 2, Level 3](#)

You may choose to [apply these settings to all of your sites.](#)

```
{ewc rhgbtn32.dll, BlueSkyHelpButton, g<MENUSM.BMP|MENUSM.BMP< JumpId(dsstutor.hlp>"main"½  
DSSTUTOR_Central_Table_of_Contents);CloseWindow("central")<<1} {ewc rhgbtn32.dll, BlueSkyHelpButton, g<MAINSM.BMP|  
MAINSM.BMP<JumpKeyword("ds.hlp"½"contents")<<1} {ewc rhgbtn32.dll, BlueSkyHelpButton, g<EXITSM.BMP|  
EXITSM.BMP<Exit()<<1} {ewc rhgbtn32.dll, BlueSkyHelpButton, g<ANNOUP01.BMP|ANNODN01.BMP<Annotate()<<1}  
{ewc rhgbtn32.dll, BlueSkyHelpButton, g<PREVSM.BMP|PREVSM.BMP<Prev()<<1} {ewc rhgbtn32.dll, BlueSkyHelpButton,  
g<NEXTSM.BMP|NEXTSM.BMP<Next()<<1}
```

Select database files to transfer

Click **Select database files to transfer**.

```
{ewc rhgbtn32.dll, BlueSkyHelpButton, g<MENUSM.BMP|MENUSM.BMP< JumpId(dsstutor.hlp>"main"½  
DSSTUTOR_Central_Table_of_Contents);CloseWindow("central")<<1} {ewc rhgbtn32.dll, BlueSkyHelpButton, g<MAINSM.BMP|  
MAINSM.BMP<JumpKeyword("ds.hlp"½"contents")<<1} {ewc rhgbtn32.dll, BlueSkyHelpButton, g<EXITSM.BMP|  
EXITSM.BMP<Exit()<<1} {ewc rhgbtn32.dll, BlueSkyHelpButton, g<ANNOUP01.BMP|ANNODN01.BMP<Annotate()<<1}  
{ewc rhgbtn32.dll, BlueSkyHelpButton, g<PREVSM.BMP|PREVSM.BMP<Prev()<<1} {ewc rhgbtn32.dll, BlueSkyHelpButton,  
g<NEXTSM.BMP|NEXTSM.BMP<Next()<<1}
```

## Database Files to Transfer

Options are provided in this screen to allow you to select which structural changes you would like synchronized from the central installation to the remote sites. Click on the popup links for a brief explanation of each option.

[Database Structure/ Views](#)

[Filters](#)

[Indexes](#)

[List Boxes](#)

[Create Database if not found](#)

[Transfer Database Preferences](#)

```
{ewc rhgbtn32.dll, BlueSkyHelpButton, g<MENUSM.BMP|MENUSM.BMP< JumpId(dsstutor.hlp>"main"i½  
DSSTUTOR_Central_Table_of_Contents);CloseWindow("central")<<1} {ewc rhgbtn32.dll, BlueSkyHelpButton, g<MAINSM.BMP|  
MAINSM.BMP<JumpKeyword("ds.hlp"i½"contents")<<1} {ewc rhgbtn32.dll, BlueSkyHelpButton, g<EXITSM.BMP|  
EXITSM.BMP<Exit()<<1} {ewc rhgbtn32.dll, BlueSkyHelpButton, g<ANNOUP01.BMP|ANNODN01.BMP<Annotate()<<1}  
{ewc rhgbtn32.dll, BlueSkyHelpButton, g<PREVSM.BMP|PREVSM.BMP<Prev()<<1} {ewc rhgbtn32.dll, BlueSkyHelpButton,  
g<NEXTSM.BMP|NEXTSM.BMP<Next()<<1}
```

## Database Files Selected

Click **OK**.

```
{ewc rhgbtn32.dll, BlueSkyHelpButton, g<MENUSM.BMP|MENUSM.BMP< JumpId(dsstutor.hlp>"main"%½  
DSSTUTOR_Central_Table_of_Contents);CloseWindow("central")<<1} {ewc rhgbtn32.dll, BlueSkyHelpButton, g<MAINSM.BMP|  
MAINSM.BMP<JumpKeyword("ds.hlp"%½"contents")<<1} {ewc rhgbtn32.dll, BlueSkyHelpButton, g<EXITSM.BMP|  
EXITSM.BMP<Exit()<<1} {ewc rhgbtn32.dll, BlueSkyHelpButton, g<ANNOUP01.BMP|ANNODN01.BMP<Annotate()<<1}  
{ewc rhgbtn32.dll, BlueSkyHelpButton, g<PREVSM.BMP|PREVSM.BMP<Prev()<<1} {ewc rhgbtn32.dll, BlueSkyHelpButton,  
g<NEXTSM.BMP|NEXTSM.BMP<Next()<<1}
```

## Global Preferences Set for this Database

Click **Save**.

```
{ewc rhgbtn32.dll, BlueSkyHelpButton, g<MENUSM.BMP|MENUSM.BMP< JumpId(dsstutor.hlp>"main"½  
DSSTUTOR_Central_Table_of_Contents);CloseWindow("central")<<1} {ewc rhgbtn32.dll, BlueSkyHelpButton, g<MAINSM.BMP|  
MAINSM.BMP<JumpKeyword("ds.hlp"½"contents")<<1} {ewc rhgbtn32.dll, BlueSkyHelpButton, g<EXITSM.BMP|  
EXITSM.BMP<Exit()<<1} {ewc rhgbtn32.dll, BlueSkyHelpButton, g<ANNOUNP01.BMP|ANNODN01.BMP<Annotate()<<1}  
{ewc rhgbtn32.dll, BlueSkyHelpButton, g<PREVSM.BMP|PREVSM.BMP<Prev()<<1} {ewc rhgbtn32.dll, BlueSkyHelpButton,  
g<NEXTSM.BMP|NEXTSM.BMP<Next()<<1}
```

## Edit another Global Database?

Follow this link to [configure another database](#). Click Next to proceed to the next topic.

{ewc rhgbtn3 2.dll, BlueSk yHelpB utton, g<MEN UUP.B MP  MENU SM.BM P<Jum pld(dss tutor.h p>"mai n"i½ DSSTU TOR_C entral_ Table_ of_Con tents); Close Windo w("cent ral")<< 1}  Con ten ts	{ewc rhgbtn32.dll, BlueSkyHelp Button, g<MAINUP.B MP  MAINDN.BM P<JumpKey word("ds.hlp" i½"contents ")<<1}  Tele Magic Help	{ewc rhgbtn n32. dll, Blue SkyH elpB utton , g<EX ITUP. BMP  EXIT DN.B MP< Exit() <<1}  Exit	{ewc rhgbtn 32.dll, BlueSk yHelpB utton, g<ANU PLG01 .BMP  ANDN LG01. BMP< Annota te()<<1 }  Annota te	{ewc rhgbtn n32.dl l, BlueS kyHel pButt on, g<PR EVUP .BMP  PREV DN.B MP<P rev()< <1}  Back	{ewc rhgbtn n32.dl l, BlueS kyHel pButt on, g<RE PEAT UP.B MP  REPE ATDN .BMP <Jum pld(ds stutor. hlpi½ DSST UTO R_Sel ect_D ataba se)<< 1}  Repe at Proce dure	{ewc rhgbtn 32.dll, BlueSk yHelpB utton, g<NEX TUP.B MP  NEXT DN.BM P<Next ()<<1}  Next
--	---	--	---	--	---	---

## All Global Database Preferences Set

Click **Close**.

```
{ewc rhgbtn32.dll, BlueSkyHelpButton, g<MENUSM.BMP|MENUSM.BMP< JumpId(dsstutor.hlp>"main"½  
DSSTUTOR_Central_Table_of_Contents);CloseWindow("central")<<1} {ewc rhgbtn32.dll, BlueSkyHelpButton, g<MAINSM.BMP|  
MAINSM.BMP<JumpKeyword("ds.hlp"½"contents")<<1} {ewc rhgbtn32.dll, BlueSkyHelpButton, g<EXITSM.BMP|  
EXITSM.BMP<Exit()<<1} {ewc rhgbtn32.dll, BlueSkyHelpButton, g<ANNOUP01.BMP|ANNODN01.BMP<Annotate()<<1}  
{ewc rhgbtn32.dll, BlueSkyHelpButton, g<PREVSM.BMP|PREVSM.BMP<Prev()<<1} {ewc rhgbtn32.dll, BlueSkyHelpButton,  
g<NEXTSM.BMP|NEXTSM.BMP<JumpId(DSSTUTOR.HLP½ DSSTUTOR_Procedure_Complete);SaveMark(lastpath)<<1}
```



## Read and acknowledge message

Click **OK**.

```
{ewc rhgbtn32.dll, BlueSkyHelpButton, g<MENUSM.BMP|MENUSM.BMP< JumpId(dsstutor.hlp>"main"½  
DSSTUTOR_Central_Table_of_Contents);CloseWindow("central")<<1} {ewc rhgbtn32.dll, BlueSkyHelpButton, g<MAINSM.BMP|  
MAINSM.BMP<JumpKeyword("ds.hlp"½"contents")<<1} {ewc rhgbtn32.dll, BlueSkyHelpButton, g<EXITSM.BMP|  
EXITSM.BMP<Exit()<<1} {ewc rhgbtn32.dll, BlueSkyHelpButton, g<ANNOUP01.BMP|ANNODN01.BMP<Annotate()<<1}  
{ewc rhgbtn32.dll, BlueSkyHelpButton, g<PREVSM.BMP|  
PREVSM.BMP<JumpId(dsstutor.hlp½DSSTUTOR_Site_Specific_Databases_Express_Jump)<<1} {ewc rhgbtn32.dll,  
BlueSkyHelpButton, g<NEXTSM.BMP|NEXTSM.BMP<Next()<<1}
```

## Choose the site

Highlight the site to setup site specific database synchronization.

```
{ewc rhgbtn32.dll, BlueSkyHelpButton, g<MENUSM.BMP|MENUSM.BMP< JumpId(dsstutor.hlp>"main"½  
DSSTUTOR_Central_Table_of_Contents);CloseWindow("central")<<1} {ewc rhgbtn32.dll, BlueSkyHelpButton, g<MAINSM.BMP|  
MAINSM.BMP<JumpKeyword("ds.hlp"½"contents")<<1} {ewc rhgbtn32.dll, BlueSkyHelpButton, g<EXITSM.BMP|  
EXITSM.BMP<Exit()<<1} {ewc rhgbtn32.dll, BlueSkyHelpButton, g<ANNOUP01.BMP|ANNODN01.BMP<Annotate()<<1}  
{ewc rhgbtn32.dll, BlueSkyHelpButton, g<PREVSM.BMP|PREVSM.BMP<Prev()<<1} {ewc rhgbtn32.dll, BlueSkyHelpButton,  
g<NEXTSM.BMP|NEXTSM.BMP<Next()<<1}
```

Select the site

Click **Select**.

```
{ewc rhgbtn32.dll, BlueSkyHelpButton, g<MENUSM.BMP|MENUSM.BMP< JumpId(dsstutor.hlp>"main"½  
DSSTUTOR_Central_Table_of_Contents);CloseWindow("central")<<1} {ewc rhgbtn32.dll, BlueSkyHelpButton, g<MAINSM.BMP|  
MAINSM.BMP<JumpKeyword("ds.hlp"½"contents")<<1} {ewc rhgbtn32.dll, BlueSkyHelpButton, g<EXITSM.BMP|  
EXITSM.BMP<Exit()<<1} {ewc rhgbtn32.dll, BlueSkyHelpButton, g<ANNOUP01.BMP|ANNODN01.BMP<Annotate()<<1}  
{ewc rhgbtn32.dll, BlueSkyHelpButton, g<PREVSM.BMP|PREVSM.BMP<Prev()<<1} {ewc rhgbtn32.dll, BlueSkyHelpButton,  
g<NEXTSM.BMP|NEXTSM.BMP<Next()<<1}
```

### Select site specific database(s) to synchronize

The **Selected** list currently shows the databases being synchronized at all sites. Highlight the database and click **Add** to synchronize additional databases at this site. Highlight the database and click **Remove** to prevent databases from being synchronized at this site.

```
{ewc rhgbtn32.dll, BlueSkyHelpButton, g<MENUSM.BMP|MENUSM.BMP< JumpId(dsstutor.hlp>"main"i½  
DSSTUTOR_Central_Table_of_Contents);CloseWindow("central")<<1} {ewc rhgbtn32.dll, BlueSkyHelpButton, g<MAINSM.BMP|  
MAINSM.BMP<JumpKeyword("ds.hlp"i½"contents")<<1} {ewc rhgbtn32.dll, BlueSkyHelpButton, g<EXITSM.BMP|  
EXITSM.BMP<Exit())<<1} {ewc rhgbtn32.dll, BlueSkyHelpButton, g<ANNOUP01.BMP|ANNODN01.BMP<Annotate())<<1}  
    {ewc rhgbtn32.dll, BlueSkyHelpButton, g<PREVSM.BMP|PREVSM.BMP<Prev())<<1} {ewc rhgbtn32.dll,  
BlueSkyHelpButton, g<NEXTSM.BMP|NEXTSM.BMP<Next())<<1}
```

Done selecting site specific database(s) for this site

Click **OK**.

```
{ewc rhgbtn32.dll, BlueSkyHelpButton, g<MENUSM.BMP|MENUSM.BMP< JumpId(dsstutor.hlp>"main"%½  
DSSTUTOR_Central_Table_of_Contents);CloseWindow("central")<<1} {ewc rhgbtn32.dll, BlueSkyHelpButton, g<MAINSM.BMP|  
MAINSM.BMP<JumpKeyword("ds.hlp"%½"contents")<<1} {ewc rhgbtn32.dll, BlueSkyHelpButton, g<EXITSM.BMP|  
EXITSM.BMP<Exit()<<1} {ewc rhgbtn32.dll, BlueSkyHelpButton, g<ANNOUP01.BMP|ANNODN01.BMP<Annotate()<<1}  
{ewc rhgbtn32.dll, BlueSkyHelpButton, g<PREVSM.BMP|PREVSM.BMP<Prev()<<1} {ewc rhgbtn32.dll, BlueSkyHelpButton,  
g<NEXTSM.BMP|NEXTSM.BMP<Next()<<1}
```

## Configure Another Site?

Follow this link to [configure more sites](#). If you are done configuring sites, proceed to the next topic.

```
{ewc rhgbtn32.dll, BlueSkyHelpButton, g<MENUSM.BMP|MENUSM.BMP< JumpId(dsstutor.hlp>"main"i½  
DSSTUTOR_Central_Table_of_Contents);CloseWindow("central")<<1} {ewc rhgbtn32.dll, BlueSkyHelpButton, g<MAINSM.BMP|  
MAINSM.BMP<JumpKeyword("ds.hlp"i½"contents")<<1} {ewc rhgbtn32.dll, BlueSkyHelpButton, g<EXITSM.BMP|  
EXITSM.BMP<Exit()<<1} {ewc rhgbtn32.dll, BlueSkyHelpButton, g<ANNOUP01.BMP|ANNODN01.BMP<Annotate()<<1}  
{ewc rhgbtn32.dll, BlueSkyHelpButton, g<PREVSM.BMP|PREVSM.BMP<Prev()<<1} {ewc rhgbtn32.dll, BlueSkyHelpButton,  
g<REPEATSM.BMP|REPEATSM.BMP<JumpId(dsstutor.hlpi½DSSTUTOR_Choose_the_site)<<1} {ewc rhgbtn32.dll,  
BlueSkyHelpButton, g<NEXTSM.BMP|NEXTSM.BMP<Next()<<1}
```

Done selecting site database(s)

Click **Close**.

```
{ewc rhgbtn32.dll, BlueSkyHelpButton, g<MENUSM.BMP|MENUSM.BMP< JumpId(dsstutor.hlp>"main"½  
DSSTUTOR_Central_Table_of_Contents);CloseWindow("central")<<1} {ewc rhgbtn32.dll, BlueSkyHelpButton, g<MAINSM.BMP|  
MAINSM.BMP<JumpKeyword("ds.hlp"½"contents")<<1} {ewc rhgbtn32.dll, BlueSkyHelpButton, g<EXITSM.BMP|  
EXITSM.BMP<Exit()<<1} {ewc rhgbtn32.dll, BlueSkyHelpButton, g<ANNOUP01.BMP|ANNODN01.BMP<Annotate()<<1}  
{ewc rhgbtn32.dll, BlueSkyHelpButton, g<PREVSM.BMP|PREVSM.BMP<Prev()<<1}{ewc rhgbtn32.dll, BlueSkyHelpButton,  
g<NEXTSM.BMP|NEXTSM.BMP<Next()<<1}
```

## Setup Site-specific Database Preferences

From the **Setup** menu, select **Site Specific Setup..., Database Preferences.**

```
{ewc rhgbtn32.dll, BlueSkyHelpButton, g<MENUSM.BMP|MENUSM.BMP< JumpId(dsstutor.hlp>"main"½  
DSSTUTOR_Central_Table_of_Contents);CloseWindow("central")<<1} {ewc rhgbtn32.dll, BlueSkyHelpButton, g<MAINSM.BMP|  
MAINSM.BMP<JumpKeyword("ds.hlp"½"contents")<<1} {ewc rhgbtn32.dll, BlueSkyHelpButton, g<EXITSM.BMP|  
EXITSM.BMP<Exit()<<1} {ewc rhgbtn32.dll, BlueSkyHelpButton, g<ANNOUP01.BMP|ANNODN01.BMP<Annotate()<<1}  
{ewc rhgbtn32.dll, BlueSkyHelpButton, g<PREVSM.BMP|PREVSM.BMP<Prev()<<1} {ewc rhgbtn32.dll, BlueSkyHelpButton,  
g<NEXTSM.BMP|NEXTSM.BMP<Next()<<1}
```



## Read and acknowledge message

Click **OK**.

```
{ewc rhgbtn32.dll, BlueSkyHelpButton, g<MENUSM.BMP|MENUSM.BMP< JumpId(dsstutor.hlp>"main"½  
DSSTUTOR_Central_Table_of_Contents);CloseWindow("central")<<1} {ewc rhgbtn32.dll, BlueSkyHelpButton, g<MAINSM.BMP|  
MAINSM.BMP<JumpKeyword("ds.hlp"½"contents")<<1} {ewc rhgbtn32.dll, BlueSkyHelpButton, g<EXITSM.BMP|  
EXITSM.BMP<Exit()<<1} {ewc rhgbtn32.dll, BlueSkyHelpButton, g<ANNOUP01.BMP|ANNODN01.BMP<Annotate()<<1}  
{ewc rhgbtn32.dll, BlueSkyHelpButton, g<PREVSM.BMP|PREVSM.BMP<Prev()<<1} {ewc rhgbtn32.dll, BlueSkyHelpButton,  
g<NEXTSM.BMP|NEXTSM.BMP<Next()<<1}
```

## Choose the specific Site

Highlight the site from the list of sites.

```
{ewc rhgbtn32.dll, BlueSkyHelpButton, g<MENUSM.BMP|MENUSM.BMP< JumpId(dsstutor.hlp>"main"½  
DSSTUTOR_Central_Table_of_Contents);CloseWindow("central")<<1} {ewc rhgbtn32.dll, BlueSkyHelpButton, g<MAINSM.BMP|  
MAINSM.BMP<JumpKeyword("ds.hlp"½"contents")<<1} {ewc rhgbtn32.dll, BlueSkyHelpButton, g<EXITSM.BMP|  
EXITSM.BMP<Exit()<<1} {ewc rhgbtn32.dll, BlueSkyHelpButton, g<ANNOUP01.BMP|ANNODN01.BMP<Annotate()<<1}  
{ewc rhgbtn32.dll, BlueSkyHelpButton, g<PREVSM.BMP|PREVSM.BMP<Prev()<<1} {ewc rhgbtn32.dll, BlueSkyHelpButton,  
g<NEXTSM.BMP|NEXTSM.BMP<Next()<<1}
```

Select the specific site

Click **Select**.

```
{ewc rhgbtn32.dll, BlueSkyHelpButton, g<MENUSM.BMP|MENUSM.BMP< JumpId(dsstutor.hlp>"main"½  
DSSTUTOR_Central_Table_of_Contents);CloseWindow("central")<<1} {ewc rhgbtn32.dll, BlueSkyHelpButton, g<MAINSM.BMP|  
MAINSM.BMP<JumpKeyword("ds.hlp"½"contents")<<1} {ewc rhgbtn32.dll, BlueSkyHelpButton, g<EXITSM.BMP|  
EXITSM.BMP<Exit()<<1} {ewc rhgbtn32.dll, BlueSkyHelpButton, g<ANNOUP01.BMP|ANNODN01.BMP<Annotate()<<1}  
{ewc rhgbtn32.dll, BlueSkyHelpButton, g<PREVSM.BMP|PREVSM.BMP<Prev()<<1} {ewc rhgbtn32.dll, BlueSkyHelpButton,  
g<NEXTSM.BMP|NEXTSM.BMP<Next()<<1}
```

Choose the site database to edit

Highlight the database from the list of databases.

```
{ewc rhgbtn32.dll, BlueSkyHelpButton, g<MENUSM.BMP|MENUSM.BMP< JumpId(dsstutor.hlp>"main"i; ½  
DSSTUTOR_Central_Table_of_Contents);CloseWindow("central")<<1} {ewc rhgbtn32.dll, BlueSkyHelpButton, g<MAINSM.BMP|  
MAINSM.BMP<JumpKeyword("ds.hlp"i; ½"contents")<<1} {ewc rhgbtn32.dll, BlueSkyHelpButton, g<EXITSM.BMP|  
EXITSM.BMP<Exit()<<1} {ewc rhgbtn32.dll, BlueSkyHelpButton, g<ANNOUP01.BMP|ANNODN01.BMP<Annotate()<<1}  
{ewc rhgbtn32.dll, BlueSkyHelpButton, g<PREVSM.BMP|PREVSM.BMP<Prev()<<1} {ewc rhgbtn32.dll, BlueSkyHelpButton,  
g<NEXTSM.BMP|NEXTSM.BMP<Next()<<1}
```

## Edit site specific database

Click **Edit**.

```
{ewc rhgbtn32.dll, BlueSkyHelpButton, g<MENUSM.BMP|MENUSM.BMP< JumpId(dsstutor.hlp>"main"½  
DSSTUTOR_Central_Table_of_Contents);CloseWindow("central")<<1} {ewc rhgbtn32.dll, BlueSkyHelpButton, g<MAINSM.BMP|  
MAINSM.BMP<JumpKeyword("ds.hlp"½"contents")<<1} {ewc rhgbtn32.dll, BlueSkyHelpButton, g<EXITSM.BMP|  
EXITSM.BMP<Exit()<<1} {ewc rhgbtn32.dll, BlueSkyHelpButton, g<ANNOUP01.BMP|ANNODN01.BMP<Annotate()<<1}  
{ewc rhgbtn32.dll, BlueSkyHelpButton, g<PREVSM.BMP|PREVSM.BMP<Prev()<<1} {ewc rhgbtn32.dll, BlueSkyHelpButton,  
g<NEXTSM.BMP|NEXTSM.BMP<Next()<<1}
```

## Site Specific Database Preferences Dialog Box

Once you have your databases selected, you can select what data is to be synchronized to those databases by establishing database preferences. The options in this screen allow you to control what information is passed, from an entire level down to individual fields.

This dialog box is divided into several sections. The first allows you to specify which records should be included in synchronization based on recent transaction status and filter criteria. Click the popup links for a brief description of each option.

Include these records:

Select records based on new transactions

Select all records, ignore transactions

Only accept records from site which are in this filter

Initialize records when filtered data changes

The next section allows you to further refine your selection criteria by restricting synchronization to certain levels.

Level Radio Buttons

The next section allows you to select records based on a few miscellaneous criteria.

Accept new contact records

Synchronize deleted contact records

Synchronize embedded OLE fields

Include linked activities for this database

The **Export Field Selection** section allows you to choose specific fields to be exported.

Export Field Selection: Level 1, Level 2, Level 3

You may choose to apply these settings to all of your sites .

```
{ewc rhgbtn32.dll, BlueSkyHelpButton, g<MENUSM.BMP|MENUSM.BMP< JumpId(dsstutor.hlp>"main"½  
DSSTUTOR_Central_Table_of_Contents);CloseWindow("central")<<1} {ewc rhgbtn32.dll, BlueSkyHelpButton, g<MAINSM.BMP|  
MAINSM.BMP<JumpKeyword("ds.hlp"½"contents")<<1} {ewc rhgbtn32.dll, BlueSkyHelpButton, g<EXITSM.BMP|  
EXITSM.BMP<Exit()<<1} {ewc rhgbtn32.dll, BlueSkyHelpButton, g<ANNOUP01.BMP|ANNODN01.BMP<Annotate()<<1}  
{ewc rhgbtn32.dll, BlueSkyHelpButton, g<PREVSM.BMP|PREVSM.BMP<Prev()<<1} {ewc rhgbtn32.dll, BlueSkyHelpButton,  
g<NEXTSM.BMP|NEXTSM.BMP<Next()<<1}
```

## Select Site Specific Database Files to Transfer

Click **Select database files to transfer.**

```
{ewc rhgbtn32.dll, BlueSkyHelpButton, g<MENUSM.BMP|MENUSM.BMP< JumpId(dsstutor.hlp>"main"½  
DSSTUTOR_Central_Table_of_Contents);CloseWindow("central")<<1} {ewc rhgbtn32.dll, BlueSkyHelpButton, g<MAINSM.BMP|  
MAINSM.BMP<JumpKeyword("ds.hlp"½"contents")<<1} {ewc rhgbtn32.dll, BlueSkyHelpButton, g<EXITSM.BMP|  
EXITSM.BMP<Exit()<<1} {ewc rhgbtn32.dll, BlueSkyHelpButton, g<ANNOUP01.BMP|ANNODN01.BMP<Annotate()<<1}  
{ewc rhgbtn32.dll, BlueSkyHelpButton, g<PREVSM.BMP|PREVSM.BMP<Prev()<<1} {ewc rhgbtn32.dll, BlueSkyHelpButton,  
g<NEXTSM.BMP|NEXTSM.BMP<Next()<<1}
```

## Site Specific Database Files to Transfer

Options are provided in this screen to allow you to select which structural changes you would like synchronized from the central installation to the remote sites. Click on the popup links for a brief explanation of each option.

[Database Structure/ Views](#)

[Filters](#)

[Indexes](#)

[List Boxes](#)

[Create Database if not found](#)

[Transfer Database Preferences](#)

```
{ewc rhgbtn32.dll, BlueSkyHelpButton, g<MENUSM.BMP|MENUSM.BMP< JumpId(dsstutor.hlp>"main"i½  
DSSTUTOR_Central_Table_of_Contents);CloseWindow("central")<<1} {ewc rhgbtn32.dll, BlueSkyHelpButton, g<MAINSM.BMP|  
MAINSM.BMP<JumpKeyword("ds.hlp"i½"contents")<<1} {ewc rhgbtn32.dll, BlueSkyHelpButton, g<EXITSM.BMP|  
EXITSM.BMP<Exit()<<1} {ewc rhgbtn32.dll, BlueSkyHelpButton, g<ANNOUP01.BMP|ANNODN01.BMP<Annotate()<<1}  
{ewc rhgbtn32.dll, BlueSkyHelpButton, g<PREVSM.BMP|PREVSM.BMP<Prev()<<1} {ewc rhgbtn32.dll, BlueSkyHelpButton,  
g<NEXTSM.BMP|NEXTSM.BMP<Next()<<1}
```



## Site Specific Database Files Selected

Click **OK**.

```
{ewc rhgbtn32.dll, BlueSkyHelpButton, g<MENUSM.BMP|MENUSM.BMP< JumpId(dsstutor.hlp>"main"½  
DSSTUTOR_Central_Table_of_Contents);CloseWindow("central")<<1} {ewc rhgbtn32.dll, BlueSkyHelpButton, g<MAINSM.BMP|  
MAINSM.BMP<JumpKeyword("ds.hlp"½"contents")<<1} {ewc rhgbtn32.dll, BlueSkyHelpButton, g<EXITSM.BMP|  
EXITSM.BMP<Exit()<<1} {ewc rhgbtn32.dll, BlueSkyHelpButton, g<ANNOUP01.BMP|ANNODN01.BMP<Annotate()<<1}  
{ewc rhgbtn32.dll, BlueSkyHelpButton, g<PREVSM.BMP|PREVSM.BMP<Prev()<<1} {ewc rhgbtn32.dll, BlueSkyHelpButton,  
g<NEXTSM.BMP|NEXTSM.BMP<Next()<<1}
```

## Site Specific Preferences Set

Click **Save**.

```
{ewc rhgbtn32.dll, BlueSkyHelpButton, g<MENUSM.BMP|MENUSM.BMP< JumpId(dsstutor.hlp>"main"½  
DSSTUTOR_Central_Table_of_Contents);CloseWindow("central")<<1} {ewc rhgbtn32.dll, BlueSkyHelpButton, g<MAINSM.BMP|  
MAINSM.BMP<JumpKeyword("ds.hlp"½"contents")<<1} {ewc rhgbtn32.dll, BlueSkyHelpButton, g<EXITSM.BMP|  
EXITSM.BMP<Exit()<<1} {ewc rhgbtn32.dll, BlueSkyHelpButton, g<ANNOUNP01.BMP|ANNODN01.BMP<Annotate()<<1}  
{ewc rhgbtn32.dll, BlueSkyHelpButton, g<PREVSM.BMP|PREVSM.BMP<Prev()<<1} {ewc rhgbtn32.dll, BlueSkyHelpButton,  
g<NEXTSM.BMP|NEXTSM.BMP<Next()<<1}
```

## Configure another site specific database?

Follow this link to [configure another site database](#). Otherwise, click Next to go to the next topic.

```
{ewc
rhgbt3
2.dll,
BlueSk
yHelpB
utton,
g<MEN
UUP.B
MP|
MENU
SM.BM
P<Jum
pld(dss
tutor.hl
p>"mai
n"%1/2
DSSTU
TOR_C
entral_
Table_
of_Con
tents);
Close
Windo
w("cent
ral")<<
1}
```

[Contents](#)

```
{ewc
rhgbt32.dll,
BlueSkyHelp
Button,
g<MAINUP.B
MP|
MAINDN.BM
P<JumpKey
word("ds.hlp"
"%1/2"contents
")<<1}
```

[TeleMagic Help](#)

```
{ewc
rhgbt
n32.
dll,
Blue
SkyH
elpB
utton
,
g<EX
ITUP.
BMP|
EXIT
DN.B
MP<
Exit()
<<1}
```

[Exit](#)

```
{ewc
rhgbt
n32.dll,
BlueSk
yHelpB
utton,
g<ANU
PLG01
.BMP|
ANDN
LG01.
BMP<
Annota
te()<<1
}
```

[Annota  
te](#)

```
{ewc
rhgbt
n32.dl
l,
BlueS
kyHel
pButt
on,
g<PR
EVUP
.BMP|
PREV
DN.B
MP<P
rev()<
<1}
```

[Back](#)

```
{ewc
rhgbt32
.dll,
BlueSky
HelpButt
on,
g<REPE
ATUP.B
MP|
REPEAT
DN.BMP
<JumpId
(dsstutor
.hlp"%1/2
SSTUTO
R_Choos
e_the_s
ite_data
base_to
_edit)<<
1}
```

[Repeat  
Procedur  
e](#)

```
{ewc
rhgbt
n32.dll,
BlueSk
yHelpB
utton,
g<NEX
TUP.B
MP|
NEXT
DN.BM
P<Nex
t()<<1}
```

[Next](#)

DB Preferences for this site finished

Click **Close**.

```
{ewc rhgbtn32.dll, BlueSkyHelpButton, g<MENUSM.BMP|MENUSM.BMP< JumpId(dsstutor.hlp>"main"½  
DSSTUTOR_Central_Table_of_Contents);CloseWindow("central")<<1} {ewc rhgbtn32.dll, BlueSkyHelpButton, g<MAINSM.BMP|  
MAINSM.BMP<JumpKeyword("ds.hlp"½"contents")<<1} {ewc rhgbtn32.dll, BlueSkyHelpButton, g<EXITSM.BMP|  
EXITSM.BMP<Exit()<<1} {ewc rhgbtn32.dll, BlueSkyHelpButton, g<ANNOUP01.BMP|ANNODN01.BMP<Annotate()<<1}  
{ewc rhgbtn32.dll, BlueSkyHelpButton, g<PREVSM.BMP|PREVSM.BMP<Prev()<<1} {ewc rhgbtn32.dll, BlueSkyHelpButton,  
g<NEXTSM.BMP|NEXTSM.BMP<Next()<<1}
```

## Configure Site DB Preferences for another site?

Follow this link to change [Database Preferences for another site](#). Otherwise, click Next to proceed to the next topic.

{ewc rhgbt3 2.dll, BlueSk yHelpB utton, g<MEN UUP.B MP  MENU SM.BM P<Jum pld(dss tutor.hl p>"mai n"i½ DSSTU TOR_C entral_ Table_ of_Con tents); Close Windo w("cent ral")<< 1} Conten ts	{ewc rhgbt32.dll, BlueSkyHelp Button, g<MAINUP.B MP  MAINDN.BM P<JumpKey word("ds.hlp" i½"contents ")<<1} TeleMagic Help	{ewc rhgbt n32.d ll, Blue SkyH elpB utton, g<EX ITUP. BMP  EXIT DN.B MP< Exit() <<1} Exit	{ewc rhgbt 32.dll, BlueSk yHelpB utton, g<ANU PLG01 .BMP  ANDN LG01. BMP< Annota te()<<1 } Annota te	{ewc rhgbt 32.dll, BlueSk yHelpB utton, g<PRE VUP.B MP  PREV DN.BM P<Prev ())<<1} Back	{ewc rhgbt 32.dll, BlueSk yHelpB utton, g<REP EATUP .BMP  REPEA TDN.B MP<Ju mpld(d sstutor. hlpi½ DSST UTOR _Choo se_the _specif ic_Site) <<1} Repeat Proced ure	{ewc rhgbt 32.dll, BlueSk yHelpB utton, g<NEX TUP.B MP  NEXT DN.BM P<Next ())<<1} Next
--	--	---	--	---	--	---

## Site Specific Database Preferences Set

Click **Close**.

```
{ewc rhgbtn32.dll, BlueSkyHelpButton, g<MENUSM.BMP|MENUSM.BMP< JumpId(dsstutor.hlp>"main"½  
DSSTUTOR_Central_Table_of_Contents);CloseWindow("central")<<1} {ewc rhgbtn32.dll, BlueSkyHelpButton, g<MAINSM.BMP|  
MAINSM.BMP<JumpKeyword("ds.hlp"½"contents")<<1} {ewc rhgbtn32.dll, BlueSkyHelpButton, g<EXITSM.BMP|  
EXITSM.BMP<Exit()<<1} {ewc rhgbtn32.dll, BlueSkyHelpButton, g<ANNOUP01.BMP|ANNODN01.BMP<Annotate()<<1}  
{ewc rhgbtn32.dll, BlueSkyHelpButton, g<PREVSM.BMP|PREVSM.BMP<Prev()<<1} {ewc rhgbtn32.dll, BlueSkyHelpButton,  
g<NEXTSM.BMP|NEXTSM.BMP<JumpId(DSSTUTOR.HLP½ DSSTUTOR_Procedure_Complete);SaveMark(lastpath)<<1}
```

## Server Options

First you will need to set up your inbox and outbox directories. Click **Inbox Options**.

```
{ewc rhgbtn32.dll, BlueSkyHelpButton, g<MENUSM.BMP|MENUSM.BMP< JumpId(dsstutor.hlp>"main"&#x1f;1/2
DSSTUTOR_Central_Table_of_Contents);CloseWindow("central")<<1} {ewc rhgbtn32.dll, BlueSkyHelpButton, g<MAINSM.BMP|
MAINSM.BMP<JumpKeyword("ds.hlp"&#x1f;1/2"contents")<<1} {ewc rhgbtn32.dll, BlueSkyHelpButton, g<EXITSM.BMP|
EXITSM.BMP<Exit()<<1} {ewc rhgbtn32.dll, BlueSkyHelpButton, g<ANNOUP01.BMP|ANNODN01.BMP<Annotate()<<1}
{ewc rhgbtn32.dll, BlueSkyHelpButton, g<PREVSM.BMP|
PREVSM.BMP<JumpId(dsstutor.hlp"&#x1f;1/2DSSTUTOR_Server_Options_Express_Jump)<<1} {ewc rhgbtn32.dll,
BlueSkyHelpButton, g<NEXTSM.BMP|NEXTSM.BMP<Next()<<1}
```

## Inbox Options

Type in the directory path to the Inbox. (If you wish, you may also click **Inbox** and browse for a directory of your choice.) If you are using Satellite sites, ensure that you have a unique Inbox directory for each site.

```
{ewc rhgbtn32.dll, BlueSkyHelpButton, g<MENUSM.BMP|MENUSM.BMP< JumpId(dsstutor.hlp>"main"i½  
DSSTUTOR_Central_Table_of_Contents);CloseWindow("central")<<1} {ewc rhgbtn32.dll, BlueSkyHelpButton, g<MAINSM.BMP|  
MAINSM.BMP<JumpKeyword("ds.hlp"i½"contents")<<1} {ewc rhgbtn32.dll, BlueSkyHelpButton, g<EXITSM.BMP|  
EXITSM.BMP<Exit()<<1} {ewc rhgbtn32.dll, BlueSkyHelpButton, g<ANNOUP01.BMP|ANNODN01.BMP<Annotate()<<1}  
{ewc rhgbtn32.dll, BlueSkyHelpButton, g<PREVSM.BMP|PREVSM.BMP<Prev()<<1} {ewc rhgbtn32.dll, BlueSkyHelpButton,  
g<NEXTSM.BMP|NEXTSM.BMP<Next()<<1}
```



## Reject Inbound Packets

Select the number of days after which inbound packets should be rejected.

```
{ewc rhgbtn32.dll, BlueSkyHelpButton, g<MENUSM.BMP|MENUSM.BMP< JumpId(dsstutor.hlp>"main"½  
DSSTUTOR_Central_Table_of_Contents);CloseWindow("central")<<1} {ewc rhgbtn32.dll, BlueSkyHelpButton, g<MAINSM.BMP|  
MAINSM.BMP<JumpKeyword("ds.hlp"½"contents")<<1} {ewc rhgbtn32.dll, BlueSkyHelpButton, g<EXITSM.BMP|  
EXITSM.BMP<Exit()<<1} {ewc rhgbtn32.dll, BlueSkyHelpButton, g<ANNOUP01.BMP|ANNODN01.BMP<Annotate()<<1}  
{ewc rhgbtn32.dll, BlueSkyHelpButton, g<PREVSM.BMP|PREVSM.BMP<Prev()<<1} {ewc rhgbtn32.dll, BlueSkyHelpButton,  
g<NEXTSM.BMP|NEXTSM.BMP<Next()<<1}
```

## Inbox Options Set

Click **OK**.

```
{ewc rhgbtn32.dll, BlueSkyHelpButton, g<MENUSM.BMP|MENUSM.BMP< JumpId(dsstutor.hlp>"main"%½  
DSSTUTOR_Central_Table_of_Contents);CloseWindow("central")<<1} {ewc rhgbtn32.dll, BlueSkyHelpButton, g<MAINSM.BMP|  
MAINSM.BMP<JumpKeyword("ds.hlp"%½"contents")<<1} {ewc rhgbtn32.dll, BlueSkyHelpButton, g<EXITSM.BMP|  
EXITSM.BMP<Exit()<<1} {ewc rhgbtn32.dll, BlueSkyHelpButton, g<ANNOUP01.BMP|ANNODN01.BMP<Annotate()<<1}  
{ewc rhgbtn32.dll, BlueSkyHelpButton, g<PREVSM.BMP|PREVSM.BMP<Prev()<<1} {ewc rhgbtn32.dll, BlueSkyHelpButton,  
g<NEXTSM.BMP|NEXTSM.BMP<Next()<<1}
```

### Create Inbox Directory?

If a message appears asking if you want to create the Inbox directory, click **Yes** to create the directory. Otherwise, click **No** and the directory will not be created. If no message appears, simply click **Next** to continue with server setup.

```
{ewc rhgbtn32.dll, BlueSkyHelpButton, g<MENUSM.BMP|MENUSM.BMP< JumpId(dsstutor.hlp>"main"i½  
DSSTUTOR_Central_Table_of_Contents);CloseWindow("central")<<1} {ewc rhgbtn32.dll, BlueSkyHelpButton, g<MAINSM.BMP|  
MAINSM.BMP<JumpKeyword("ds.hlp"i½"contents")<<1} {ewc rhgbtn32.dll, BlueSkyHelpButton, g<EXITSM.BMP|  
EXITSM.BMP<Exit()<<1} {ewc rhgbtn32.dll, BlueSkyHelpButton, g<ANNOUP01.BMP|ANNODN01.BMP<Annotate()<<1}  
{ewc rhgbtn32.dll, BlueSkyHelpButton, g<PREVSM.BMP|PREVSM.BMP<Prev()<<1} {ewc rhgbtn32.dll, BlueSkyHelpButton,  
g<NEXTSM.BMP|NEXTSM.BMP<Next()<<1}
```

## Configure Outbox Options

### Click **Outbox Options**.

```
{ewc rhgbtn32.dll, BlueSkyHelpButton, g<MENUSM.BMP|MENUSM.BMP< JumpId(dsstutor.hlp>"main"½  
DSSTUTOR_Central_Table_of_Contents);CloseWindow("central")<<1} {ewc rhgbtn32.dll, BlueSkyHelpButton, g<MAINSM.BMP|  
MAINSM.BMP<JumpKeyword("ds.hlp"½"contents")<<1} {ewc rhgbtn32.dll, BlueSkyHelpButton, g<EXITSM.BMP|  
EXITSM.BMP<Exit()<<1} {ewc rhgbtn32.dll, BlueSkyHelpButton, g<ANNOUP01.BMP|ANNODN01.BMP<Annotate()<<1}  
{ewc rhgbtn32.dll, BlueSkyHelpButton, g<PREVSM.BMP|PREVSM.BMP<Prev()<<1} {ewc rhgbtn32.dll, BlueSkyHelpButton,  
g<NEXTSM.BMP|NEXTSM.BMP<Next()<<1}
```

## Outbox Options

Type in the directory path to the Outbox. (If you wish, you may also click **Outbox** and browse for a directory of your choice.) If you are using Satellite sites, ensure that you have a unique Outbox directory for each site.

```
{ewc rhgbtn32.dll, BlueSkyHelpButton, g<MENUSM.BMP|MENUSM.BMP< JumpId(dsstutor.hlp>"main"½  
DSSTUTOR_Central_Table_of_Contents);CloseWindow("central")<<1} {ewc rhgbtn32.dll, BlueSkyHelpButton, g<MAINSM.BMP|  
MAINSM.BMP<JumpKeyword("ds.hlp"½"contents")<<1} {ewc rhgbtn32.dll, BlueSkyHelpButton, g<EXITSM.BMP|  
EXITSM.BMP<Exit()<<1} {ewc rhgbtn32.dll, BlueSkyHelpButton, g<ANNOUP01.BMP|ANNODN01.BMP<Annotate()<<1}  
{ewc rhgbtn32.dll, BlueSkyHelpButton, g<PREVSM.BMP|PREVSM.BMP<Prev()<<1} {ewc rhgbtn32.dll, BlueSkyHelpButton,  
g<NEXTSM.BMP|NEXTSM.BMP<Next()<<1}
```

### Delete packet at start of session

Check this box if you want to delete any existing packets in the outbox before processing a new outbox packet. This option will only be applied the first time you select to process during any work session (the time from opening Data Synchronization Server to closing it) for servers that are set to process one time, then exit.

```
{ewc rhgbtn32.dll, BlueSkyHelpButton, g<MENUSM.BMP|MENUSM.BMP< JumpId(dsstutor.hlp>"main"½  
DSSTUTOR_Central_Table_of_Contents);CloseWindow("central")<<1} {ewc rhgbtn32.dll, BlueSkyHelpButton, g<MAINSM.BMP|  
MAINSM.BMP<JumpKeyword("ds.hlp"½"contents")<<1} {ewc rhgbtn32.dll, BlueSkyHelpButton, g<EXITSM.BMP|  
EXITSM.BMP<Exit()<<1} {ewc rhgbtn32.dll, BlueSkyHelpButton, g<ANNOUP01.BMP|ANNODN01.BMP<Annotate()<<1}  
{ewc rhgbtn32.dll, BlueSkyHelpButton, g<PREVSM.BMP|PREVSM.BMP<Prev()<<1} {ewc rhgbtn32.dll, BlueSkyHelpButton,  
g<NEXTSM.BMP|NEXTSM.BMP<Next()<<1}
```

## Set Minimum Disk Space

Use these spinner arrows to set the minimum free disk space required. You should allow approximately 50 MB of disk space, plus an additional 5 MB for each remote site for which the server will be required to create packets.

```
{ewc rhgbtn32.dll, BlueSkyHelpButton, g<MENUSM.BMP|MENUSM.BMP< JumpId(dsstutor.hlp>"main"½  
DSSTUTOR_Central_Table_of_Contents);CloseWindow("central")<<1} {ewc rhgbtn32.dll, BlueSkyHelpButton, g<MAINSM.BMP|  
MAINSM.BMP<JumpKeyword("ds.hlp"½"contents")<<1} {ewc rhgbtn32.dll, BlueSkyHelpButton, g<EXITSM.BMP|  
EXITSM.BMP<Exit()<<1} {ewc rhgbtn32.dll, BlueSkyHelpButton, g<ANNOUP01.BMP|ANNODN01.BMP<Annotate()<<1}  
{ewc rhgbtn32.dll, BlueSkyHelpButton, g<PREVSM.BMP|PREVSM.BMP<Prev()<<1} {ewc rhgbtn32.dll, BlueSkyHelpButton,  
g<NEXTSM.BMP|NEXTSM.BMP<Next()<<1}
```

## Outbox Options Set

Click **OK**.

```
{ewc rhgbtn32.dll, BlueSkyHelpButton, g<MENUSM.BMP|MENUSM.BMP< JumpId(dsstutor.hlp>"main"½  
DSSTUTOR_Central_Table_of_Contents);CloseWindow("central")<<1} {ewc rhgbtn32.dll, BlueSkyHelpButton, g<MAINSM.BMP|  
MAINSM.BMP<JumpKeyword("ds.hlp"½"contents")<<1} {ewc rhgbtn32.dll, BlueSkyHelpButton, g<EXITSM.BMP|  
EXITSM.BMP<Exit()<<1} {ewc rhgbtn32.dll, BlueSkyHelpButton, g<ANNOUP01.BMP|ANNODN01.BMP<Annotate()<<1}  
{ewc rhgbtn32.dll, BlueSkyHelpButton, g<PREVSM.BMP|PREVSM.BMP<Prev()<<1} {ewc rhgbtn32.dll, BlueSkyHelpButton,  
g<NEXTSM.BMP|NEXTSM.BMP<Next()<<1}
```



## Create Outbox Directory?

If a message appears asking if you want to create the Outbox directory, click **Yes** to create the directory. Otherwise, click **No** and the directory will not be created. If no message appears, simply click **Next** to continue with server setup.

```
{ewc rhgbtn32.dll, BlueSkyHelpButton, g<MENUSM.BMP|MENUSM.BMP< JumpId(dsstutor.hlp>"main"i½  
DSSTUTOR_Central_Table_of_Contents);CloseWindow("central")<<1} {ewc rhgbtn32.dll, BlueSkyHelpButton, g<MAINSM.BMP|  
MAINSM.BMP<JumpKeyword("ds.hlp"i½"contents")<<1} {ewc rhgbtn32.dll, BlueSkyHelpButton, g<EXITSM.BMP|  
EXITSM.BMP<Exit()<<1} {ewc rhgbtn32.dll, BlueSkyHelpButton, g<ANNOUP01.BMP|ANNODN01.BMP<Annotate()<<1}  
{ewc rhgbtn32.dll, BlueSkyHelpButton, g<PREVSM.BMP|PREVSM.BMP<Prev()<<1} {ewc rhgbtn32.dll, BlueSkyHelpButton,  
g<NEXTSM.BMP|NEXTSM.BMP<Next()<<1}
```

## Select Server Date Format

Select the date format from the drop-down list. (You will receive a warning if you select a date format that is different from your Windows date format.)

```
{ewc rhgbtn32.dll, BlueSkyHelpButton, g<MENUSM.BMP|MENUSM.BMP< JumpId(dsstutor.hlp>"main"i½  
DSSTUTOR_Central_Table_of_Contents);CloseWindow("central")<<1} {ewc rhgbtn32.dll, BlueSkyHelpButton, g<MAINSM.BMP|  
MAINSM.BMP<JumpKeyword("ds.hlp"i½"contents")<<1} {ewc rhgbtn32.dll, BlueSkyHelpButton, g<EXITSM.BMP|  
EXITSM.BMP<Exit()<<1} {ewc rhgbtn32.dll, BlueSkyHelpButton, g<ANNOUP01.BMP|ANNODN01.BMP<Annotate()<<1}  
{ewc rhgbtn32.dll, BlueSkyHelpButton, g<PREVSM.BMP|PREVSM.BMP<Prev()<<1} {ewc rhgbtn32.dll, BlueSkyHelpButton,  
g<NEXTSM.BMP|NEXTSM.BMP<Next()<<1}
```

## Show Century

If you would like date fields to display all four digits of the year, select the Show Century check box.  
(This is required if you have dates that extend beyond the year 1999.)

```
{ewc rhgbtn32.dll, BlueSkyHelpButton, g<MENUSM.BMP|MENUSM.BMP< JumpId(dsstutor.hlp>"main"½  
DSSTUTOR_Central_Table_of_Contents);CloseWindow("central")<<1} {ewc rhgbtn32.dll, BlueSkyHelpButton, g<MAINSM.BMP|  
MAINSM.BMP<JumpKeyword("ds.hlp"½"contents")<<1} {ewc rhgbtn32.dll, BlueSkyHelpButton, g<EXITSM.BMP|  
EXITSM.BMP<Exit()<<1} {ewc rhgbtn32.dll, BlueSkyHelpButton, g<ANNOUP01.BMP|ANNODN01.BMP<Annotate()<<1}  
{ewc rhgbtn32.dll, BlueSkyHelpButton, g<PREVSM.BMP|PREVSM.BMP<Prev()<<1} {ewc rhgbtn32.dll, BlueSkyHelpButton,  
g<NEXTSM.BMP|NEXTSM.BMP<Next()<<1}
```

## E-mail notification

Use the drop-down list to select who will receive e-mail messages for server-related events (each User ID will also appear in the field to the left of the drop-down list).

```
{ewc rhgbtn32.dll, BlueSkyHelpButton, g<MENUSM.BMP|MENUSM.BMP< JumpId(dsstutor.hlp>"main"i½  
DSSTUTOR_Central_Table_of_Contents);CloseWindow("central")<<1} {ewc rhgbtn32.dll, BlueSkyHelpButton, g<MAINSM.BMP|  
MAINSM.BMP<JumpKeyword("ds.hlp"i½"contents")<<1} {ewc rhgbtn32.dll, BlueSkyHelpButton, g<EXITSM.BMP|  
EXITSM.BMP<Exit()<<1} {ewc rhgbtn32.dll, BlueSkyHelpButton, g<ANNOUP01.BMP|ANNODN01.BMP<Annotate()<<1}  
{ewc rhgbtn32.dll, BlueSkyHelpButton, g<PREVSM.BMP|PREVSM.BMP<Prev()<<1} {ewc rhgbtn32.dll, BlueSkyHelpButton,  
g<NEXTSM.BMP|NEXTSM.BMP<Next()<<1}
```

## Maintenance log settings

Use the radio buttons to select the amount of detail that will be written to the maintenance logs.

```
{ewc rhgbtn32.dll, BlueSkyHelpButton, g<MENUSM.BMP|MENUSM.BMP< JumpId(dsstutor.hlp>"main"½  
DSSTUTOR_Central_Table_of_Contents);CloseWindow("central")<<1} {ewc rhgbtn32.dll, BlueSkyHelpButton, g<MAINSM.BMP|  
MAINSM.BMP<JumpKeyword("ds.hlp"½"contents")<<1} {ewc rhgbtn32.dll, BlueSkyHelpButton, g<EXITSM.BMP|  
EXITSM.BMP<Exit()<<1} {ewc rhgbtn32.dll, BlueSkyHelpButton, g<ANNOUP01.BMP|ANNODN01.BMP<Annotate()<<1}  
{ewc rhgbtn32.dll, BlueSkyHelpButton, g<PREVSM.BMP|PREVSM.BMP<Prev()<<1} {ewc rhgbtn32.dll, BlueSkyHelpButton,  
g<NEXTSM.BMP|NEXTSM.BMP<Next()<<1}
```

## Reset Option

If you have any sites that need to be reset, click **Reset** and follow this [Reset Sites](#) link. Otherwise, click **Next** to proceed to the next topic.

```
{ewc rhgbtn32.dll, BlueSkyHelpButton, g<MENUSM.BMP|MENUSM.BMP< JumpId(dsstutor.hlp>"main"i½  
DSSTUTOR_Central_Table_of_Contents);CloseWindow("central")<<1} {ewc rhgbtn32.dll, BlueSkyHelpButton, g<MAINSM.BMP|  
MAINSM.BMP<JumpKeyword("ds.hlp"i½"contents")<<1} {ewc rhgbtn32.dll, BlueSkyHelpButton, g<EXITSM.BMP|  
EXITSM.BMP<Exit()<<1} {ewc rhgbtn32.dll, BlueSkyHelpButton, g<ANNOUP01.BMP|ANNODN01.BMP<Annotate()<<1}  
{ewc rhgbtn32.dll, BlueSkyHelpButton, g<PREVSM.BMP|PREVSM.BMP<Prev()<<1} {ewc rhgbtn32.dll, BlueSkyHelpButton,  
g<OPTUPSM.BMP|OPTDNSM.BMP<JumpId(dsstutor.hlpi½DSSTUTOR_Reset_sites_information);SaveMark("reset  
option")<<1}{ewc rhgbtn32.dll, BlueSkyHelpButton, g<NEXTSM.BMP|NEXTSM.BMP< Next()<<1}
```

## Server Options Set

Click **Ok**.

```
{ewc rhgbtn32.dll, BlueSkyHelpButton, g<MENUSM.BMP|MENUSM.BMP< JumpId(dsstutor.hlp>"main"½  
DSSTUTOR_Central_Table_of_Contents);CloseWindow("central")<<1} {ewc rhgbtn32.dll, BlueSkyHelpButton, g<MAINSM.BMP|  
MAINSM.BMP<JumpKeyword("ds.hlp"½"contents")<<1} {ewc rhgbtn32.dll, BlueSkyHelpButton, g<EXITSM.BMP|  
EXITSM.BMP<Exit()<<1} {ewc rhgbtn32.dll, BlueSkyHelpButton, g<ANNOUP01.BMP|ANNODN01.BMP<Annotate()<<1}  
{ewc rhgbtn32.dll, BlueSkyHelpButton, g<PREVSM.BMP|PREVSM.BMP<IfThenElse(IsMark("reset  
option")½½JumpId(Dsstutor.hlp½½DSSTUTOR_Site_Reset_Complete)½½Prev())<<1} {ewc rhgbtn32.dll, BlueSkyHelpButton,  
g<NEXTSM.BMP|NEXTSM.BMP<JumpId(DSSTUTOR.HLP½½ DSSTUTOR_Procedure_Complete);SaveMark(lastpath)<<1}
```

## Reports Dialog Box (Global section)

The left side of the screen concerns the global preferences.

[Global Setup](#)

[Server Options](#)

[Server Setup](#)

[Global Database](#)

[Database Preferences](#)

[Include Field Rules](#)

```
{ewc rhgbtn32.dll, BlueSkyHelpButton, g<MENUSM.BMP|MENUSM.BMP< JumpId(dsstutor.hlp>"main"i½  
DSSTUTOR_Central_Table_of_Contents);CloseWindow("central")<<1} {ewc rhgbtn32.dll, BlueSkyHelpButton, g<MAINSM.BMP|  
MAINSM.BMP<JumpKeyword("ds.hlp"i½"contents")<<1} {ewc rhgbtn32.dll, BlueSkyHelpButton, g<EXITSM.BMP|  
EXITSM.BMP<Exit()<<1} {ewc rhgbtn32.dll, BlueSkyHelpButton, g<ANNOUP01.BMP|ANNODN01.BMP<Annotate()<<1}  
{ewc rhgbtn32.dll, BlueSkyHelpButton, g<PREVSM.BMP|  
PREVSM.BMP<JumpId(dsstutor.hlpi½DSSTUTOR_Server_Reports_Express_Jump)<<1}{ewc rhgbtn32.dll,  
BlueSkyHelpButton, g<NEXTSM.BMP|NEXTSM.BMP<Next()<<1}
```



## Reports Dialog Box (Site section)

The right side of the screen concerns site specific preferences.

[Site Setup](#)

[Site Preferences](#)

[Site User List](#)

[Site Database](#)

[Site Database Preferences](#)

[List Synchronized Fields](#)

```
{ewc rhgbtn32.dll, BlueSkyHelpButton, g<MENUSM.BMP|MENUSM.BMP< JumpId(dsstutor.hlp>"main"½  
DSSTUTOR_Central_Table_of_Contents);CloseWindow("central")<<1} {ewc rhgbtn32.dll, BlueSkyHelpButton, g<MAINSM.BMP|  
MAINSM.BMP<JumpKeyword("ds.hlp"½"contents")<<1} {ewc rhgbtn32.dll, BlueSkyHelpButton, g<EXITSM.BMP|  
EXITSM.BMP<Exit()<<1} {ewc rhgbtn32.dll, BlueSkyHelpButton, g<ANNOUP01.BMP|ANNODN01.BMP<Annotate()<<1}  
{ewc rhgbtn32.dll, BlueSkyHelpButton, g<PREVSM.BMP|PREVSM.BMP<Prev()<<1} {ewc rhgbtn32.dll, BlueSkyHelpButton,  
g<NEXTSM.BMP|NEXTSM.BMP<Next()<<1}
```

## Server setup report complete

Click **View** to preview the report; Click **Print** to print the report. Click **Close** to exit this screen.

```
{ewc rhgbtn32.dll, BlueSkyHelpButton, g<MENUSM.BMP|MENUSM.BMP< JumpId(dsstutor.hlp>"main"½  
DSSTUTOR_Central_Table_of_Contents);CloseWindow("central")<<1} {ewc rhgbtn32.dll, BlueSkyHelpButton, g<MAINSM.BMP|  
MAINSM.BMP<JumpKeyword("ds.hlp"½"contents")<<1} {ewc rhgbtn32.dll, BlueSkyHelpButton, g<EXITSM.BMP|  
EXITSM.BMP<Exit()<<1} {ewc rhgbtn32.dll, BlueSkyHelpButton, g<ANNOUP01.BMP|ANNODN01.BMP<Annotate()<<1}  
{ewc rhgbtn32.dll, BlueSkyHelpButton, g<PREVSM.BMP|PREVSM.BMP<Prev()<<1} {ewc rhgbtn32.dll, BlueSkyHelpButton,  
g<NEXTSM.BMP|NEXTSM.BMP<JumpId(DSSTUTOR.HLP½ DSSTUTOR_Procedure_Complete);SaveMark(lastpath)<<1}
```

## Global Options (Security)

Click the **Security** tab.

```
{ewc rhgbtn32.dll, BlueSkyHelpButton, g<MENUSM.BMP|MENUSM.BMP< JumpId(dsstutor.hlp>"main"½  
DSSTUTOR_Central_Table_of_Contents);CloseWindow("central")<<1} {ewc rhgbtn32.dll, BlueSkyHelpButton, g<MAINSM.BMP|  
MAINSM.BMP<JumpKeyword("ds.hlp"½"contents")<<1} {ewc rhgbtn32.dll, BlueSkyHelpButton, g<EXITSM.BMP|  
EXITSM.BMP<Exit()<<1} {ewc rhgbtn32.dll, BlueSkyHelpButton, g<ANNOUP01.BMP|ANNODN01.BMP<Annotate()<<1}  
{ewc rhgbtn32.dll, BlueSkyHelpButton, g<PREVSM.BMP|PREVSM.BMP<Prev()<<1} {ewc rhgbtn32.dll, BlueSkyHelpButton,  
g<NEXTSM.BMP|NEXTSM.BMP<Next()<<1}
```

## Default User Preferences

Select the local user preferences to assign to all users at this site from the drop-down box.

```
{ewc rhgbtn32.dll, BlueSkyHelpButton, g<MENUSM.BMP|MENUSM.BMP< JumpId(dsstutor.hlp>"main"%½  
DSSTUTOR_Central_Table_of_Contents);CloseWindow("central")<<1} {ewc rhgbtn32.dll, BlueSkyHelpButton, g<MAINSM.BMP|  
MAINSM.BMP<JumpKeyword("ds.hlp"%½"contents")<<1} {ewc rhgbtn32.dll, BlueSkyHelpButton, g<EXITSM.BMP|  
EXITSM.BMP<Exit()<<1} {ewc rhgbtn32.dll, BlueSkyHelpButton, g<PREVSM.BMP|  
PREVSM.BMP<JumpId(DSSTUTOR.HLP"%½DSSTUTOR_Security_Preferences)<<1} {ewc rhgbtn32.dll, BlueSkyHelpButton,  
g<NEXTSM.BMP|NEXTSM.BMP<Next()<<1}
```

## Default User Security Settings

Choose which security group you will use for all users all sites. (If you are using a Central Security Group, select the group from the drop-down box.)

```
{ewc rhgbtn32.dll, BlueSkyHelpButton, g<MENUSM.BMP|MENUSM.BMP< JumpId(dsstutor.hlp>"main"i½  
DSSTUTOR_Central_Table_of_Contents);CloseWindow("central")<<1} {ewc rhgbtn32.dll, BlueSkyHelpButton, g<MAINSM.BMP|  
MAINSM.BMP<JumpKeyword("ds.hlp"i½"contents")<<1} {ewc rhgbtn32.dll, BlueSkyHelpButton, g<EXITSM.BMP|  
EXITSM.BMP<Exit()<<1} {ewc rhgbtn32.dll, BlueSkyHelpButton, g<PREVSM.BMP|PREVSM.BMP<Prev()<<1} {ewc  
rhgbtn32.dll, BlueSkyHelpButton, g<NEXTSM.BMP|NEXTSM.BMP<Next()<<1}
```

## Default Security/Prefs Complete

Click **Ok**.

```
{ewc rhgbtn32.dll, BlueSkyHelpButton, g<MENUSM.BMP|MENUSM.BMP< JumpId(dsstutor.hlp>"main"½  
DSSTUTOR_Central_Table_of_Contents);CloseWindow("central")<<1} {ewc rhgbtn32.dll, BlueSkyHelpButton, g<MAINSM.BMP|  
MAINSM.BMP<JumpKeyword("ds.hlp"½"contents")<<1} {ewc rhgbtn32.dll, BlueSkyHelpButton, g<EXITSM.BMP|  
EXITSM.BMP<Exit()<<1} {ewc rhgbtn32.dll, BlueSkyHelpButton, g<ANNOUP01.BMP|ANNODN01.BMP<Annotate()<<1}  
{ewc rhgbtn32.dll, BlueSkyHelpButton, g<PREVSM.BMP|PREVSM.BMP<Prev()<<1}{ewc rhgbtn32.dll, BlueSkyHelpButton,  
g<NEXTSM.BMP|  
NEXTSM.BMP<IfThenElse(IsMark("express"))JumpId(dsstutor.hlp½DSSTUTOR_Procedure_complete)½JumpId(dsstutor.hlp½  
DSSTUTOR_Select_Database_s_to_Synchronize );SaveMark(lastpath))<<1}
```

## Global Options (Global File Sets)

Click the **Global File Sets** tab.

```
{ewc rhgbtn32.dll, BlueSkyHelpButton, g<MENUSM.BMP|MENUSM.BMP< JumpId(dsstutor.hlp>"main"½  
DSSTUTOR_Central_Table_of_Contents);CloseWindow("central")<<1} {ewc rhgbtn32.dll, BlueSkyHelpButton, g<MAINSM.BMP|  
MAINSM.BMP<JumpKeyword("ds.hlp"½"contents")<<1} {ewc rhgbtn32.dll, BlueSkyHelpButton, g<EXITSM.BMP|  
EXITSM.BMP<Exit()<<1} {ewc rhgbtn32.dll, BlueSkyHelpButton, g<ANNOUP01.BMP|ANNODN01.BMP<Annotate()<<1}  
{ewc rhgbtn32.dll, BlueSkyHelpButton, g<PREVSM.BMP|PREVSM.BMP<Prev()<<1}{ewc rhgbtn32.dll, BlueSkyHelpButton,  
g<NEXTSM.BMP|NEXTSM.BMP<Next()<<1}
```

## File Set Setup

Click **Add Set** to create a new file set. If you want to modify an existing file set, highlight the file set then click **Change**.

```
{ewc rhgbtn32.dll, BlueSkyHelpButton, g<MENUSM.BMP|MENUSM.BMP< JumpId(dsstutor.hlp>"main"i½  
DSSTUTOR_Central_Table_of_Contents);CloseWindow("central")<<1} {ewc rhgbtn32.dll, BlueSkyHelpButton, g<MAINSM.BMP|  
MAINSM.BMP<JumpKeyword("ds.hlp"i½"contents")<<1} {ewc rhgbtn32.dll, BlueSkyHelpButton, g<EXITSM.BMP|  
EXITSM.BMP<Exit()<<1} {ewc rhgbtn32.dll, BlueSkyHelpButton, g<ANNOUP01.BMP|ANNODN01.BMP<Annotate()<<1}  
{ewc rhgbtn32.dll, BlueSkyHelpButton, g<PREVSM.BMP|PREVSM.BMP<Prev()<<1} {ewc rhgbtn32.dll, BlueSkyHelpButton,  
g<NEXTSM.BMP|NEXTSM.BMP<Next()<<1}
```



## File Set Name

Enter a unique name in this field for this file set.

```
{ewc rhgbtn32.dll, BlueSkyHelpButton, g<MENUSM.BMP|MENUSM.BMP< JumpId(dsstutor.hlp>"main"½  
DSSTUTOR_Central_Table_of_Contents);CloseWindow("central")<<1} {ewc rhgbtn32.dll, BlueSkyHelpButton, g<MAINSM.BMP|  
MAINSM.BMP<JumpKeyword("ds.hlp"½"contents")<<1} {ewc rhgbtn32.dll, BlueSkyHelpButton, g<EXITSM.BMP|  
EXITSM.BMP<Exit()<<1} {ewc rhgbtn32.dll, BlueSkyHelpButton, g<ANNOUP01.BMP|ANNODN01.BMP<Annotate()<<1}  
{ewc rhgbtn32.dll, BlueSkyHelpButton, g<PREVSM.BMP|PREVSM.BMP<Prev()<<1} {ewc rhgbtn32.dll, BlueSkyHelpButton,  
g<NEXTSM.BMP|NEXTSM.BMP<Next()<<1}
```

### Add, Change, or Delete a File

Click **Add** to add a file to this set. Click **Change** to edit the highlighted file in the set. Click **Delete** to delete the highlighted file from the set.

```
{ewc rhgbtn32.dll, BlueSkyHelpButton, g<MENUSM.BMP|MENUSM.BMP< JumpId(dsstutor.hlp>"main"½  
DSSTUTOR_Central_Table_of_Contents);CloseWindow("central")<<1} {ewc rhgbtn32.dll, BlueSkyHelpButton, g<MAINSM.BMP|  
MAINSM.BMP<JumpKeyword("ds.hlp"½"contents")<<1} {ewc rhgbtn32.dll, BlueSkyHelpButton, g<EXITSM.BMP|  
EXITSM.BMP<Exit()<<1} {ewc rhgbtn32.dll, BlueSkyHelpButton, g<ANNOUP01.BMP|ANNODN01.BMP<Annotate()<<1}  
{ewc rhgbtn32.dll, BlueSkyHelpButton, g<PREVSM.BMP|PREVSM.BMP<Prev()<<1} {ewc rhgbtn32.dll, BlueSkyHelpButton,  
g<NEXTSM.BMP|NEXTSM.BMP<Next()<<1}
```

## Describe the File

Enter a descriptive name for this file in this field.

```
{ewc rhgbtn32.dll, BlueSkyHelpButton, g<MENUSM.BMP|MENUSM.BMP< JumpId(dsstutor.hlp>"main"½  
DSSTUTOR_Central_Table_of_Contents);CloseWindow("central")<<1} {ewc rhgbtn32.dll, BlueSkyHelpButton, g<MAINSM.BMP|  
MAINSM.BMP<JumpKeyword("ds.hlp"½"contents")<<1} {ewc rhgbtn32.dll, BlueSkyHelpButton, g<EXITSM.BMP|  
EXITSM.BMP<Exit()<<1} {ewc rhgbtn32.dll, BlueSkyHelpButton, g<ANNOUP01.BMP|ANNODN01.BMP<Annotate()<<1}  
{ewc rhgbtn32.dll, BlueSkyHelpButton, g<PREVSM.BMP|PREVSM.BMP<Prev()<<1} {ewc rhgbtn32.dll, BlueSkyHelpButton,  
g<NEXTSM.BMP|NEXTSM.BMP<Next()<<1}
```

## The File's Name

Enter the actual name under which this file is stored in this field. Click the **File is named** button to browse for the file.

```
{ewc rhgbtn32.dll, BlueSkyHelpButton, g<MENUSM.BMP|MENUSM.BMP< JumpId(dsstutor.hlp>"main"i½  
DSSTUTOR_Central_Table_of_Contents);CloseWindow("central")<<1} {ewc rhgbtn32.dll, BlueSkyHelpButton, g<MAINSM.BMP|  
MAINSM.BMP<JumpKeyword("ds.hlp"i½"contents")<<1} {ewc rhgbtn32.dll, BlueSkyHelpButton, g<EXITSM.BMP|  
EXITSM.BMP<Exit()<<1} {ewc rhgbtn32.dll, BlueSkyHelpButton, g<ANNOUP01.BMP|ANNODN01.BMP<Annotate()<<1}  
{ewc rhgbtn32.dll, BlueSkyHelpButton, g<PREVSM.BMP|PREVSM.BMP<Prev()<<1} {ewc rhgbtn32.dll, BlueSkyHelpButton,  
g<NEXTSM.BMP|NEXTSM.BMP<Next()<<1}
```

## File Path

Enter the path to the file in this field. Click the **File is in this directory** button to browse for the location of the file.

```
{ewc rhgbtn32.dll, BlueSkyHelpButton, g<MENUSM.BMP|MENUSM.BMP< JumpId(dsstutor.hlp>"main"½  
DSSTUTOR_Central_Table_of_Contents);CloseWindow("central")<<1} {ewc rhgbtn32.dll, BlueSkyHelpButton, g<MAINSM.BMP|  
MAINSM.BMP<JumpKeyword("ds.hlp"½"contents")<<1} {ewc rhgbtn32.dll, BlueSkyHelpButton, g<EXITSM.BMP|  
EXITSM.BMP<Exit()<<1} {ewc rhgbtn32.dll, BlueSkyHelpButton, g<ANNOUP01.BMP|ANNODN01.BMP<Annotate()<<1}  
{ewc rhgbtn32.dll, BlueSkyHelpButton, g<PREVSM.BMP|PREVSM.BMP<Prev()<<1} {ewc rhgbtn32.dll, BlueSkyHelpButton,  
g<NEXTSM.BMP|NEXTSM.BMP<Next()<<1}
```

## Remote Directory

Enter the path to the file in this field if you wish to have this file placed into a specific directory in the remote installation. The file will be placed in the remote's global directory if you leave this file blank. If you enter a directory that does not exist at the remote site, it will be created. Click **Put in remote directory** to browse for the directory.

```
{ewc rhgbtn32.dll, BlueSkyHelpButton, g<MENUSM.BMP|MENUSM.BMP< JumpId(dsstutor.hlp>"main"½  
DSSTUTOR_Central_Table_of_Contents);CloseWindow("central")<<1} {ewc rhgbtn32.dll, BlueSkyHelpButton, g<MAINSM.BMP|  
MAINSM.BMP<JumpKeyword("ds.hlp"½"contents")<<1} {ewc rhgbtn32.dll, BlueSkyHelpButton, g<EXITSM.BMP|  
EXITSM.BMP<Exit()<<1} {ewc rhgbtn32.dll, BlueSkyHelpButton, g<ANNOUP01.BMP|ANNODN01.BMP<Annotate()<<1}  
{ewc rhgbtn32.dll, BlueSkyHelpButton, g<PREVSM.BMP|PREVSM.BMP<Prev()<<1} {ewc rhgbtn32.dll, BlueSkyHelpButton,  
g<NEXTSM.BMP|NEXTSM.BMP<Next()<<1}
```

### If file already exists...

Use the radio buttons to specify what occurs if the file already exists at the remote site.

Selecting Overwrite file will cause the file to be replaced in the remote site with the file from the central installation.

Selecting Overwrite if Remote is older will cause the file in the remote site to be replaced only if the file from the central installation is more recent.

Selecting Do not overwrite file will cause this file to only be copied to the remote site if it does not already exist.

Selecting Ask Remote user will cause a pop-up to appear during synchronization allowing the user processing at the remote site decide if the file should be overwritten or not.

```
{ewc rhgbtn32.dll, BlueSkyHelpButton, g<MENUSM.BMP|MENUSM.BMP< JumpId(dsstutor.hlp>"main"i; ½  
DSSTUTOR_Central_Table_of_Contents);CloseWindow("central")<<1} {ewc rhgbtn32.dll, BlueSkyHelpButton, g<MAINSM.BMP|  
MAINSM.BMP<JumpKeyword("ds.hlp"i; ½"contents")<<1} {ewc rhgbtn32.dll, BlueSkyHelpButton, g<EXITSM.BMP|  
EXITSM.BMP<Exit()<<1} {ewc rhgbtn32.dll, BlueSkyHelpButton, g<ANNOUP01.BMP|ANNODN01.BMP<Annotate()<<1}  
{ewc rhgbtn32.dll, BlueSkyHelpButton, g<PREVSM.BMP|PREVSM.BMP<Prev()<<1} {ewc rhgbtn32.dll, BlueSkyHelpButton,  
g<NEXTSM.BMP|NEXTSM.BMP<Next()<<1}
```

## Save Set/Save File

Clicking Save Set will save the file set and return you to the File Set Setup dialog box.

When you are adding or editing a set, the Save Set button will toggle to a Save File button. Click this button to save the settings for this file.

```
{ewc rhgbtn32.dll, BlueSkyHelpButton, g<MENUSM.BMP|MENUSM.BMP< JumpId(dsstutor.hlp>"main"½  
DSSTUTOR_Central_Table_of_Contents);CloseWindow("central")<<1} {ewc rhgbtn32.dll, BlueSkyHelpButton, g<MAINSM.BMP|  
MAINSM.BMP<JumpKeyword("ds.hlp"½"contents")<<1} {ewc rhgbtn32.dll, BlueSkyHelpButton, g<EXITSM.BMP|  
EXITSM.BMP<Exit()<<1} {ewc rhgbtn32.dll, BlueSkyHelpButton, g<ANNOUP01.BMP|ANNODN01.BMP<Annotate()<<1}  
{ewc rhgbtn32.dll, BlueSkyHelpButton, g<PREVSM.BMP|PREVSM.BMP<Prev()<<1} {ewc rhgbtn32.dll, BlueSkyHelpButton,  
g<NEXTSM.BMP|NEXTSM.BMP<Next()<<1}
```



## Another File Set?

Follow this link to [edit another file set](#). Otherwise, Click Next to continue.

```
{ewc
rhgbtn3
2.dll,
BlueSk
yHelpB
utton,
g<MEN
UUP.B
MP|
MENU
SM.BM
P<Jum
pld(dss
tutor.hl
p>"mai
n"%½
DSSTU
TOR_C
entral_
Table_
of_Con
tents);
Close
Windo
w("cent
ral")<<
1}
```

Con-  
tents

```
{ewc
rhgbtn32.dll,
BlueSkyHelp
Button,
g<MAINUP.B
MP|
MAINDN.BM
P<JumpKey
word("ds.hlp"
"%½"contents
")<<1}
```

TeleMagic  
Help

```
{ewc
rhgbtn32.d
ll,
Blue
SkyH
elpB
utton,
g<EX
ITUP.
BMP|
EXIT
DN.B
MP<
Exit()
<<1}
```

Exit

```
{ewc
rhgbtn32.dl
l,
BlueS
kyHel
pButt
on,
g<AN
UPLG
01.B
MP|
AND
NLG0
1.BM
P<An
notate
()<<1}
```

Annot-  
ate

```
{ewc
rhgbtn32.dll,
BlueSk
yHelpB
utton,
g<PRE
VUP.B
MP|
PREV
DN.BM
P<Prev
()<<1}
```

Back

```
{ewc
rhgbtn32.dll,
BlueSky
HelpButt
on,
g<REPE
ATUP.B
MP|
REPEAT
DN.BMP
<JumpId
(dsstutor
.hlp"%½
DSSTU
TOR_Fil
e_Set_S
etup)<<
1}
```

Repeat  
Procedu-  
re

```
{ewc
rhgbtn32.dll,
BlueSk
yHelpB
utton,
g<NEX
TUP.B
MP|
NEXT
DN.BM
P<
JumpId
(DSST
UTOR.
HLP"%½
DSST
UTOR_
Proced
ure_Co
mplete)
;Save
Mark(la
stpath)
<<1}
```

Next

## Global Options (Edit Global Scripts)

### Click **Scripting**.

```
{ewc rhgbtn32.dll, BlueSkyHelpButton, g<MENUSM.BMP|MENUSM.BMP< JumpId(dsstutor.hlp>"main"½  
DSSTUTOR_Central_Table_of_Contents);CloseWindow("central")<<1} {ewc rhgbtn32.dll, BlueSkyHelpButton, g<MAINSM.BMP|  
MAINSM.BMP<JumpKeyword("ds.hlp"½"contents")<<1} {ewc rhgbtn32.dll, BlueSkyHelpButton, g<EXITSM.BMP|  
EXITSM.BMP<Exit()<<1} {ewc rhgbtn32.dll, BlueSkyHelpButton, g<ANNOUP01.BMP|ANNODN01.BMP<Annotate()<<1}  
{ewc rhgbtn32.dll, BlueSkyHelpButton, g<PREVSM.BMP|PREVSM.BMP<Prev()<<1} {ewc rhgbtn32.dll, BlueSkyHelpButton,  
g<NEXTSM.BMP|NEXTSM.BMP<Next()<<1}
```

## Add or Change a Script

Click **Add Script** to add a script. Highlight a script and click **Change** to change an existing script.

```
{ewc rhgbtn32.dll, BlueSkyHelpButton, g<MENUSM.BMP|MENUSM.BMP< JumpId(dsstutor.hlp>"main"½  
DSSTUTOR_Central_Table_of_Contents);CloseWindow("central")<<1} {ewc rhgbtn32.dll, BlueSkyHelpButton, g<MAINSM.BMP|  
MAINSM.BMP<JumpKeyword("ds.hlp"½"contents")<<1} {ewc rhgbtn32.dll, BlueSkyHelpButton, g<EXITSM.BMP|  
EXITSM.BMP<Exit()<<1} {ewc rhgbtn32.dll, BlueSkyHelpButton, g<ANNOUP01.BMP|ANNODN01.BMP<Annotate()<<1}  
{ewc rhgbtn32.dll, BlueSkyHelpButton, g<PREVSM.BMP|PREVSM.BMP<Prev()<<1} {ewc rhgbtn32.dll, BlueSkyHelpButton,  
g<NEXTSM.BMP|NEXTSM.BMP<Next()<<1}
```

## Script Name

Type the name for the script here. If you are changing an existing script, the script's name will appear here.

```
{ewc rhgbtn32.dll, BlueSkyHelpButton, g<MENUSM.BMP|MENUSM.BMP< JumpId(dsstutor.hlp>"main"i½  
DSSTUTOR_Central_Table_of_Contents);CloseWindow("central")<<1} {ewc rhgbtn32.dll, BlueSkyHelpButton, g<MAINSM.BMP|  
MAINSM.BMP<JumpKeyword("ds.hlp"i½"contents")<<1} {ewc rhgbtn32.dll, BlueSkyHelpButton, g<EXITSM.BMP|  
EXITSM.BMP<Exit()<<1} {ewc rhgbtn32.dll, BlueSkyHelpButton, g<ANNOUP01.BMP|ANNODN01.BMP<Annotate()<<1}  
{ewc rhgbtn32.dll, BlueSkyHelpButton, g<PREVSM.BMP|PREVSM.BMP<Prev()<<1} {ewc rhgbtn32.dll, BlueSkyHelpButton,  
g<NEXTSM.BMP|NEXTSM.BMP<Next()<<1}
```

## Add or Change Step(s)

Click **Add** to add a step to the script. Highlight a step and click **Change** to modify an existing step.

```
{ewc rhgbtn32.dll, BlueSkyHelpButton, g<MENUSM.BMP|MENUSM.BMP< JumpId(dsstutor.hlp>"main"½  
DSSTUTOR_Central_Table_of_Contents);CloseWindow("central")<<1} {ewc rhgbtn32.dll, BlueSkyHelpButton, g<MAINSM.BMP|  
MAINSM.BMP<JumpKeyword("ds.hlp"½"contents")<<1} {ewc rhgbtn32.dll, BlueSkyHelpButton, g<EXITSM.BMP|  
EXITSM.BMP<Exit()<<1} {ewc rhgbtn32.dll, BlueSkyHelpButton, g<ANNOUP01.BMP|ANNODN01.BMP<Annotate()<<1}  
{ewc rhgbtn32.dll, BlueSkyHelpButton, g<PREVSM.BMP|PREVSM.BMP<Prev()<<1} {ewc rhgbtn32.dll, BlueSkyHelpButton,  
g<NEXTSM.BMP|NEXTSM.BMP<Next()<<1}
```

## Script Step Dialog

[Describe this step](#)

[Run this step at](#)

[and do the following](#)

[Program to Run](#)

[Save Script/Save](#)

When you have clicked **Save**, click Next to continue this tutorial.

```
{ewc rhgbtn32.dll, BlueSkyHelpButton, g<MENUSM.BMP|MENUSM.BMP< JumpId(dsstutor.hlp>"main"½  
DSSTUTOR_Central_Table_of_Contents);CloseWindow("central")<<1} {ewc rhgbtn32.dll, BlueSkyHelpButton, g<MAINSM.BMP|  
MAINSM.BMP<JumpKeyword("ds.hlp"½"contents")<<1} {ewc rhgbtn32.dll, BlueSkyHelpButton, g<EXITSM.BMP|  
EXITSM.BMP<Exit()<<1} {ewc rhgbtn32.dll, BlueSkyHelpButton, g<ANNOUP01.BMP|ANNODN01.BMP<Annotate()<<1}  
{ewc rhgbtn32.dll, BlueSkyHelpButton, g<PREVSM.BMP|PREVSM.BMP<Prev()<<1} {ewc rhgbtn32.dll, BlueSkyHelpButton,  
g<NEXTSM.BMP|NEXTSM.BMP<Next()<<1}
```

## Add or change another step?

Follow this link to [Add or change Another Step](#). Click Next to finish this script.

{ewc rhgbtn3 2.dll, BlueSk yHelpB utton, g<MEN UUP.B MP  MENU SM.BM P<Jum pld(dss tutor.hl p>"mai n"i½ DSSTU TOR_C entral_ Table_ of_Con tents); Close Windo w("cent ral")<< 1}  Conten ts	{ewc rhgbtn32.dll, BlueSkyHelp Button, g<MAINUP.B MP  MAINDN.BM P<JumpKey word("ds.hlp" i½"contents ")<<1}  TeleMagic Help	{ewc rhgbtn n32. dll, Blue SkyH elpB utton , g<EX ITUP. BMP  EXIT DN.B MP< Exit() <<1}  Exit	{ewc rhgbtn n32.dl l, BlueS kyHel pButt on, g<AN UPLG 01.B MP  AND NLG0 1.BM P<An notate ()<<1}  Annot ate	{ewc rhgbtn n32.dl l, BlueS kyHel pButt on, g<PR EVUP .BMP  PREV DN.B MP<P rev())< <1}  Back	{ewc rhgbtn 32.dll, BlueSk yHelpB utton, g<REP EATUP .BMP  REPEA TDN.B MP<Ju mpld(d sstutor. hlpi½ DSST UTOR _Add_ or_Cha nge_St ep_s)< <1}  Repeat Proced ure	{ewc rhgbtn32. dll, Blue Sky Help Butt on, g<N EXT UP.B MP  NEX TDN .BM P<N ext() <<1}  Next
---	---	--	--	---	---	---

## Script Finished

Click **Save Script**.

```
{ewc rhgbtn32.dll, BlueSkyHelpButton, g<MENUSM.BMP|MENUSM.BMP< JumpId(dsstutor.hlp>"main"½  
DSSTUTOR_Central_Table_of_Contents);CloseWindow("central")<<1} {ewc rhgbtn32.dll, BlueSkyHelpButton, g<MAINSM.BMP|  
MAINSM.BMP<JumpKeyword("ds.hlp"½"contents")<<1} {ewc rhgbtn32.dll, BlueSkyHelpButton, g<EXITSM.BMP|  
EXITSM.BMP<Exit()<<1} {ewc rhgbtn32.dll, BlueSkyHelpButton, g<ANNOUP01.BMP|ANNODN01.BMP<Annotate()<<1}  
{ewc rhgbtn32.dll, BlueSkyHelpButton, g<PREVSM.BMP|PREVSM.BMP<Prev()<<1} {ewc rhgbtn32.dll, BlueSkyHelpButton,  
g<NEXTSM.BMP|NEXTSM.BMP<Next()<<1}
```



## Add or change another script?

Follow this link to [add or modify another script](#). Click Next to finish adding or modifying scripts.

{ewc rhgbtn3 2.dll, BlueSk yHelpB utton, g<MEN UUP.B MP  MENU SM.BM P<Jum pld(dss tutor.hl p>"mai n"i½ DSSTU TOR_C entral_ Table_ of_Con tents); Close Windo w("cent ral")<< 1}  Conten ts	{ewc rhgbtn32.dll, BlueSkyHelp Button, g<MAINUP.B MP  MAINDN.BM P<JumpKey word("ds.hlp" i½"contents ")<<1}  TeleMagic Help	{ewc rhgbtn32. dll, Blue SkyH elpB utton , g<EX ITUP. BMP  EXIT DN.B MP< Exit() <<1}  Exit	{ewc rhgbtn32.dl l, BlueS kyHel pButt on, g<AN UPLG 01.B MP  AND NLG0 1.BM P<An notate ()<<1}  Annot ate	{ewc rhgbtn32.dl l, BlueS kyHel pButt on, g<PR EVUP .BMP  PREV DN.B MP<P rev())< <1}  Back	{ewc rhgbtn32.dll, BlueSky HelpButt on, g<REPE ATUP.B MP  REPEAT DN.BMP <Jumpld (dsstutor .hlpi½ DSSTU TOR_Ad d_or_Ch ange_a_ Script)< <1}  Repeat Procedu re	{ewc rhgbtn32.dl l, BlueS kyHel pButt on, g<NE XTUP .BMP  NEXT DN.B MP<N ext())< <1}  Next
---	---	---	---	--	---	--

## Global Scripts Complete

Click **OK**.

```
{ewc rhgbtn32.dll, BlueSkyHelpButton, g<MENUSM.BMP|MENUSM.BMP< JumpId(dsstutor.hlp>"main"½  
DSSTUTOR_Central_Table_of_Contents);CloseWindow("central")<<1} {ewc rhgbtn32.dll, BlueSkyHelpButton, g<MAINSM.BMP|  
MAINSM.BMP<JumpKeyword("ds.hlp"½"contents")<<1} {ewc rhgbtn32.dll, BlueSkyHelpButton, g<EXITSM.BMP|  
EXITSM.BMP<Exit()<<1} {ewc rhgbtn32.dll, BlueSkyHelpButton, g<ANNOUP01.BMP|ANNODN01.BMP<Annotate()<<1}  
{ewc rhgbtn32.dll, BlueSkyHelpButton, g<PREVSM.BMP|PREVSM.BMP<Prev()<<1} {ewc rhgbtn32.dll, BlueSkyHelpButton,  
g<NEXTSM.BMP|NEXTSM.BMP<JumpId(DSSTUTOR.HLP½ DSSTUTOR_Procedure_Complete);SaveMark(lastpath)<<1}
```

Select the database to apply field rules to

Highlight the database, then click **Select**.

```
{ewc rhgbtn32.dll, BlueSkyHelpButton, g<MENUSM.BMP|MENUSM.BMP< JumpId(dsstutor.hlp>"main"½  
DSSTUTOR_Central_Table_of_Contents);CloseWindow("central")<<1} {ewc rhgbtn32.dll, BlueSkyHelpButton, g<MAINSM.BMP|  
MAINSM.BMP<JumpKeyword("ds.hlp"½"contents")<<1} {ewc rhgbtn32.dll, BlueSkyHelpButton, g<EXITSM.BMP|  
EXITSM.BMP<Exit()<<1} {ewc rhgbtn32.dll, BlueSkyHelpButton, g<ANNOUNP01.BMP|ANNODN01.BMP<Annotate()<<1}  
{ewc rhgbtn32.dll, BlueSkyHelpButton, g<PREVSM.BMP|  
PREVSM.BMP<JumpId(dsstutor.hlp½DSSTUTOR_Field_Rules_Express_Jump)<<1} {ewc rhgbtn32.dll, BlueSkyHelpButton,  
g<NEXTSM.BMP|NEXTSM.BMP<Next()<<1}
```

## Field Rules Dialog Box

Using Field Rules, you choose from among a selection of pre-defined rules to control how and when a field is synchronized in the central installation, and have the additional option of creating an expression to control exactly when that rule is applied. Rules can be established for every field that has been set up for synchronization.

### Note

Field rules only apply when synchronizing from the remote site to the central site.

{ewc rhgbtn3 2.dll, BlueSk yHelpB utton, g<MEN UUP.B MP  MENU SM.BM P<Jum pld(dss tutor.hl p>"mai n"i½ DSSTU TOR_C entral_ Table_ of_Con tents); Close Windo w("cent ral")<< 1} Con ten ts	{ewc rhgbtn32.dll, BlueSkyHelp Button, g<MAINUP.B MP  MAINDN.BM P<JumpKey word("ds.hlp" i½"contents ")<<1} TeleMagic Help	{ewc rhgbtn32. dll, Blue SkyH elpB utton , g<EX ITUP. BMP  EXIT DN.B MP< Exit() <<1} Exit	{ewc rhgbtn32.dll, I, BlueS kyHel pButt on, g<AN UPLG 01.B MP  AND NLG0 1.BM P<An notate ()<<1} Annot ate	{ewc rhgbtn3 2.dll, BlueSky HelpButt on, g<PREV UP.BMP   PREVD N.BMP< Prev()<< 1} Back	{ewc rhgbtn32.dll, BlueSkyHel pButton, g<NEXTUP. BMP  NEXTDN.B MP<Next()< <1} Next
---	---	---	---	---	---

## Level Radio Buttons

Choose the Level radio button containing the field in the selected database for which you wish to establish field rules.

```
{ewc rhgbtn32.dll, BlueSkyHelpButton, g<MENUSM.BMP|MENUSM.BMP< JumpId(dsstutor.hlp>"main"½  
DSSTUTOR_Central_Table_of_Contents);CloseWindow("central")<<1} {ewc rhgbtn32.dll, BlueSkyHelpButton, g<MAINSM.BMP|  
MAINSM.BMP<JumpKeyword("ds.hlp"½"contents")<<1} {ewc rhgbtn32.dll, BlueSkyHelpButton, g<EXITSM.BMP|  
EXITSM.BMP<Exit()<<1} {ewc rhgbtn32.dll, BlueSkyHelpButton, g<ANNOUP01.BMP|ANNODN01.BMP<Annotate()<<1}  
{ewc rhgbtn32.dll, BlueSkyHelpButton, g<PREVSM.BMP|PREVSM.BMP<Prev()<<1} {ewc rhgbtn32.dll, BlueSkyHelpButton,  
g<NEXTSM.BMP|NEXTSM.BMP<Next()<<1}
```

## Change

Click this button to edit the highlighted field. The button will change to Save while you are editing a field's rules.

```
{ewc rhgbtn32.dll, BlueSkyHelpButton, g<MENUSM.BMP|MENUSM.BMP< JumpId(dsstutor.hlp>"main"½  
DSSTUTOR_Central_Table_of_Contents);CloseWindow("central")<<1} {ewc rhgbtn32.dll, BlueSkyHelpButton, g<MAINSM.BMP|  
MAINSM.BMP<JumpKeyword("ds.hlp"½"contents")<<1} {ewc rhgbtn32.dll, BlueSkyHelpButton, g<EXITSM.BMP|  
EXITSM.BMP<Exit()<<1} {ewc rhgbtn32.dll, BlueSkyHelpButton, g<ANNOUP01.BMP|ANNODN01.BMP<Annotate()<<1}  
{ewc rhgbtn32.dll, BlueSkyHelpButton, g<PREVSM.BMP|PREVSM.BMP<Prev()<<1} {ewc rhgbtn32.dll, BlueSkyHelpButton,  
g<NEXTSM.BMP|NEXTSM.BMP<Next()<<1}
```

## Replace [field] Using This Rule

Make a selection from this drop down list to specify under what circumstance the field will be updated from the remote sites.

```
{ewc rhgbtn32.dll, BlueSkyHelpButton, g<MENUSM.BMP|MENUSM.BMP< JumpId(dsstutor.hlp>"main"½  
DSSTUTOR_Central_Table_of_Contents);CloseWindow("central")<<1} {ewc rhgbtn32.dll, BlueSkyHelpButton, g<MAINSM.BMP|  
MAINSM.BMP<JumpKeyword("ds.hlp"½"contents")<<1} {ewc rhgbtn32.dll, BlueSkyHelpButton, g<EXITSM.BMP|  
EXITSM.BMP<Exit()<<1} {ewc rhgbtn32.dll, BlueSkyHelpButton, g<ANNOUP01.BMP|ANNODN01.BMP<Annotate()<<1}  
{ewc rhgbtn32.dll, BlueSkyHelpButton, g<PREVSM.BMP|PREVSM.BMP<Prev()<<1} {ewc rhgbtn32.dll, BlueSkyHelpButton,  
g<NEXTSM.BMP|NEXTSM.BMP<Next()<<1}
```

### Place Original Data into Memo Field for this Level

Mark this check box to have data overwritten during synchronization for this field placed into a memo field selected using the Choose Memo Fields dialog box.

```
{ewc rhgbtn32.dll, BlueSkyHelpButton, g<MENUSM.BMP|MENUSM.BMP< JumpId(dsstutor.hlp>"main"½  
DSSTUTOR_Central_Table_of_Contents);CloseWindow("central")<<1} {ewc rhgbtn32.dll, BlueSkyHelpButton, g<MAINSM.BMP|  
MAINSM.BMP<JumpKeyword("ds.hlp"½"contents")<<1} {ewc rhgbtn32.dll, BlueSkyHelpButton, g<EXITSM.BMP|  
EXITSM.BMP<Exit()<<1} {ewc rhgbtn32.dll, BlueSkyHelpButton, g<ANNOUP01.BMP|ANNODN01.BMP<Annotate()<<1}  
{ewc rhgbtn32.dll, BlueSkyHelpButton, g<PREVSM.BMP|PREVSM.BMP<Prev()<<1} {ewc rhgbtn32.dll, BlueSkyHelpButton,  
g<NEXTSM.BMP|NEXTSM.BMP<Next()<<1}
```



## Synchronize this Memo Field as a Character Field

Mark this check box to specify that a memo field should be synchronized as a character field. For example, you may be using a memo field to contain directions to a customer's site. If a change is made to this data, you would probably not want the updated address merged as a separate entry in the field. You would most likely want it to replace the current entry. You would also probably not need to stamp the memo field with the standard notepad stamp.

When this option is selected for a memo field, that field will be treated as a character field—any changes to the field will overwrite the old data on synchronization and the notepad stamp will not be used.

### Note

This field rule will be applied to both the server and remotes. All other field rules will continue to be applied only at the server.

```
{ewc rhgbtn32.dll, BlueSkyHelpButton, g<MENUSM.BMP|MENUSM.BMP< JumpId(dsstutor.hlp>"main"i½  
DSSTUTOR_Central_Table_of_Contents);CloseWindow("central")<<1} {ewc rhgbtn32.dll, BlueSkyHelpButton, g<MAINSM.BMP|  
MAINSM.BMP<JumpKeyword("ds.hlp"i½"contents")<<1} {ewc rhgbtn32.dll, BlueSkyHelpButton, g<EXITSM.BMP|  
EXITSM.BMP<Exit()<<1} {ewc rhgbtn32.dll, BlueSkyHelpButton, g<ANNOUNP01.BMP|ANNODN01.BMP<Annotate()<<1}  
{ewc rhgbtn32.dll, BlueSkyHelpButton, g<PREVSM.BMP|PREVSM.BMP<Prev()<<1} {ewc rhgbtn32.dll, BlueSkyHelpButton,  
g<NEXTSM.BMP|NEXTSM.BMP<Next()<<1}
```

## Edit Expression

Click this button to bring up the Expression Builder dialog box allowing you to create an advanced expression to further qualify this field rule. The expression must be true before the field rule is applied. If it is not, the field will not be replaced in central.

```
{ewc rhgbtn32.dll, BlueSkyHelpButton, g<MENUSM.BMP|MENUSM.BMP< JumpId(dsstutor.hlp>"main"½  
DSSTUTOR_Central_Table_of_Contents);CloseWindow("central")<<1} {ewc rhgbtn32.dll, BlueSkyHelpButton, g<MAINSM.BMP|  
MAINSM.BMP<JumpKeyword("ds.hlp"½"contents")<<1} {ewc rhgbtn32.dll, BlueSkyHelpButton, g<EXITSM.BMP|  
EXITSM.BMP<Exit()<<1} {ewc rhgbtn32.dll, BlueSkyHelpButton, g<ANNOUP01.BMP|ANNODN01.BMP<Annotate()<<1}  
{ewc rhgbtn32.dll, BlueSkyHelpButton, g<PREVSM.BMP|PREVSM.BMP<Prev()<<1} {ewc rhgbtn32.dll, BlueSkyHelpButton,  
g<NEXTSM.BMP|NEXTSM.BMP<Next()<<1}
```

## Change/Save

The button toggles between **Change** and **Save**.. (Click Save to save the changes to a field's rules.)

```
{ewc rhgbtn32.dll, BlueSkyHelpButton, g<MENUSM.BMP|MENUSM.BMP< JumpId(dsstutor.hlp>"main"i;½  
DSSTUTOR_Central_Table_of_Contents);CloseWindow("central")<<1} {ewc rhgbtn32.dll, BlueSkyHelpButton, g<MAINSM.BMP|  
MAINSM.BMP<JumpKeyword("ds.hlp"i;½"contents")<<1} {ewc rhgbtn32.dll, BlueSkyHelpButton, g<EXITSM.BMP|  
EXITSM.BMP<Exit()<<1} {ewc rhgbtn32.dll, BlueSkyHelpButton, g<ANNOUNP01.BMP|ANNODN01.BMP<Annotate()<<1}  
{ewc rhgbtn32.dll, BlueSkyHelpButton, g<PREVSM.BMP|PREVSM.BMP<Prev()<<1} {ewc rhgbtn32.dll, BlueSkyHelpButton,  
g<NEXTSM.BMP|NEXTSM.BMP<Next()<<1}
```

## Memo Fields

Click this field to bring up the Choose Memo Fields dialog box allowing you to select memo fields to be used on all levels of this database to contain data that has been overwritten during synchronization. (This will only apply to fields for which you have selected the Place Original data into memo field check box.)

When you have clicked **OK**, click Next to continue.

```
{ewc rhgbtn32.dll, BlueSkyHelpButton, g<MENUSM.BMP|MENUSM.BMP< JumpId(dsstutor.hlp>"main"½  
DSSTUTOR_Central_Table_of_Contents);CloseWindow("central")<<1} {ewc rhgbtn32.dll, BlueSkyHelpButton, g<MAINSM.BMP|  
MAINSM.BMP<JumpKeyword("ds.hlp"½"contents")<<1} {ewc rhgbtn32.dll, BlueSkyHelpButton, g<EXITSM.BMP|  
EXITSM.BMP<Exit()<<1} {ewc rhgbtn32.dll, BlueSkyHelpButton, g<ANNOUP01.BMP|ANNODN01.BMP<Annotate()<<1}  
{ewc rhgbtn32.dll, BlueSkyHelpButton, g<PREVSM.BMP|PREVSM.BMP<Prev()<<1} {ewc rhgbtn32.dll, BlueSkyHelpButton,  
g<NEXTSM.BMP|NEXTSM.BMP<Next()<<1}
```

## Field Rules for another database?

Follow this link to configure [Field Rules for another database?](#), or click Next to continue..

```
{ewc  
rhgbt3  
2.dll,  
BlueSk  
yHelpB  
utton,  
g<MEN  
UUP.B  
MP|  
MENU  
SM.BM  
P<Jum  
pld(dss  
tutor.hl  
p>"mai  
n"%½  
DSSTU  
TOR_C  
entral_  
Table_  
of_Con  
tents);  
Close  
Windo  
w("cent  
ral")<<  
1}
```

Con  
ten  
ts

```
{ewc  
rhgbt32.dll,  
BlueSkyHelp  
Button,  
g<MAINUP.B  
MP|  
MAINDN.BM  
P<JumpKey  
word("ds.hlp"  
"%½"contents  
")<<1}
```

TeleMagic  
Help

```
{ewc  
rhgbt  
n32.  
dll,  
Blue  
SkyH  
elpB  
utton  
,  
g<EX  
ITUP.  
BMP|  
EXIT  
DN.B  
MP<  
Exit()  
<<1}
```

Exit

```
{ewc  
rhgbt  
n32.dl  
l,  
BlueS  
kyHel  
pButt  
on,  
g<AN  
UPLG  
01.B  
MP|  
AND  
NLG0  
1.BM  
P<An  
notate  
()<<1}
```

Annot  
ate

```
{ewc  
rhgbt3  
2.dll,  
BlueSky  
HelpButt  
on,  
g<PREV  
UP.BMP  
|  
PREVD  
N.BMP<  
Prev()<<  
1}
```

Back

```
{ewc  
rhgbt32.  
dll,  
BlueSkyH  
elpButton  
,  
g<REPEA  
TUP.BMP  
|  
REPEAT  
DN.BMP<  
JumpId(d  
sstutor.hl  
p"%½DSS  
TUTOR_  
Select_th  
e_databa  
se_for_fie  
ld_rules)<  
<1}
```

Repeat  
Procedur  
e

```
{ewc  
rhgbt32.  
dll,  
BlueSkyH  
elpButton,  
g<NEXT  
UP.BMP|  
NEXTDN.  
BMP<Ne  
xt()<<1}
```

Next

## Field Rules Complete

Click **Close**.

```
{ewc rhgbtn32.dll, BlueSkyHelpButton, g<MENUSM.BMP|MENUSM.BMP< JumpId(dsstutor.hlp>"main"½  
DSSTUTOR_Central_Table_of_Contents);CloseWindow("central")<<1} {ewc rhgbtn32.dll, BlueSkyHelpButton, g<MAINSM.BMP|  
MAINSM.BMP<JumpKeyword("ds.hlp"½"contents")<<1} {ewc rhgbtn32.dll, BlueSkyHelpButton, g<EXITSM.BMP|  
EXITSM.BMP<Exit()<<1} {ewc rhgbtn32.dll, BlueSkyHelpButton, g<ANNOUP01.BMP|ANNODN01.BMP<Annotate()<<1} {ewc  
rhgbtn32.dll, BlueSkyHelpButton, g<PREVSM.BMP|PREVSM.BMP<Prev()<<1} {ewc rhgbtn32.dll, BlueSkyHelpButton,  
g<NEXTSM.BMP|NEXTSM.BMP<JumpId(DSSTUTOR.HLP½ DSSTUTOR_Procedure_Complete);SaveMark(lastpath)<<1}
```

## Server ID

Follow this link if you want to [Add a New Server](#) . Otherwise, select the server you wish to edit from the drop-down list.

```
{ewc rhgbtn32.dll, BlueSkyHelpButton, g<MENUSM.BMP|MENUSM.BMP< JumpId(dsstutor.hlp>"main"i½  
DSSTUTOR_Central_Table_of_Contents);CloseWindow("central")<<1} {ewc rhgbtn32.dll, BlueSkyHelpButton, g<MAINSM.BMP|  
MAINSM.BMP<JumpKeyword("ds.hlp"i½"contents")<<1} {ewc rhgbtn32.dll, BlueSkyHelpButton, g<EXITSM.BMP|  
EXITSM.BMP<Exit())<<1} {ewc rhgbtn32.dll, BlueSkyHelpButton, g<ANNOUP01.BMP|ANNODN01.BMP<Annotate())<<1}  
{ewc rhgbtn32.dll, BlueSkyHelpButton, g<PREVSM.BMP|  
PREVSM.BMP<JumpId(dsstutor.hlpi½DSSTUTOR_Server_Maintenance_Express_Jump);IfThen(IsMark("server  
id")i½DeleteMark("server id"))<<1} {ewc rhgbtn32.dll, BlueSkyHelpButton, g<OPTUPSM.BMP|  
OPTDNSM.BMP<JumpId(dsstutor.hlpi½DSSTUTOR_Add_New_Server);SaveMark("server id")<<1} {ewc rhgbtn32.dll,  
BlueSkyHelpButton, g<NEXTSM.BMP|NEXTSM.BMP<Next())<<1}
```

## Edit Server Properties

Click **Edit**.

```
{ewc rhgbtn32.dll, BlueSkyHelpButton, g<MENUSM.BMP|MENUSM.BMP< JumpId(dsstutor.hlp>"main"i½  
DSSTUTOR_Central_Table_of_Contents);CloseWindow("central")<<1} {ewc rhgbtn32.dll, BlueSkyHelpButton, g<MAINSM.BMP|  
MAINSM.BMP<JumpKeyword("ds.hlp"i½"contents")<<1} {ewc rhgbtn32.dll, BlueSkyHelpButton, g<EXITSM.BMP|  
EXITSM.BMP<Exit()<<1} {ewc rhgbtn32.dll, BlueSkyHelpButton, g<ANNOUP01.BMP|ANNODN01.BMP<Annotate()<<1}  
{ewc rhgbtn32.dll, BlueSkyHelpButton, g<PREVSM.BMP|PREVSM.BMP<IfThenElse(IsMark("server  
id")i½JumpId(Dsstutor.hlpi½DSSTUTOR_New_Server_Added)i½Prev())<<1} {ewc rhgbtn32.dll, BlueSkyHelpButton,  
g<NEXTSM.BMP|NEXTSM.BMP<Next()<<1}
```



## Frequency

Use these radio buttons to specify what you would like this server to do when it goes into Process mode:

[Process one time](#)

[Process Continuously](#)

[Process one time, then exit](#)

```
{ewc rhgbtn32.dll, BlueSkyHelpButton, g<MENUSM.BMP|MENUSM.BMP< JumpId(dsstutor.hlp>"main"½  
DSSTUTOR_Central_Table_of_Contents);CloseWindow("central")<<1} {ewc rhgbtn32.dll, BlueSkyHelpButton, g<MAINSM.BMP|  
MAINSM.BMP<JumpKeyword("ds.hlp"½"contents")<<1} {ewc rhgbtn32.dll, BlueSkyHelpButton, g<EXITSM.BMP|  
EXITSM.BMP<Exit()<<1} {ewc rhgbtn32.dll, BlueSkyHelpButton, g<ANNOUP01.BMP|ANNODN01.BMP<Annotate()<<1}  
{ewc rhgbtn32.dll, BlueSkyHelpButton, g<PREVSM.BMP|PREVSM.BMP<Prev()<<1} {ewc rhgbtn32.dll, BlueSkyHelpButton,  
g<NEXTSM.BMP|NEXTSM.BMP<Next()<<1}
```

This server processes

These options allow you to select what the server processes:

[Inbox](#)

[Outbox](#)

[Both Boxes](#)

```
{ewc rhgbtn32.dll, BlueSkyHelpButton, g<MENUSM.BMP|MENUSM.BMP< JumpId(dsstutor.hlp>"main"½  
DSSTUTOR_Central_Table_of_Contents);CloseWindow("central")<<1} {ewc rhgbtn32.dll, BlueSkyHelpButton, g<MAINSM.BMP|  
MAINSM.BMP<JumpKeyword("ds.hlp"½"contents")<<1} {ewc rhgbtn32.dll, BlueSkyHelpButton, g<EXITSM.BMP|  
EXITSM.BMP<Exit()<<1} {ewc rhgbtn32.dll, BlueSkyHelpButton, g<ANNOUP01.BMP|ANNODN01.BMP<Annotate()<<1}  
{ewc rhgbtn32.dll, BlueSkyHelpButton, g<PREVSM.BMP|PREVSM.BMP<Prev()<<1} {ewc rhgbtn32.dll, BlueSkyHelpButton,  
g<NEXTSM.BMP|NEXTSM.BMP<Next()<<1}
```

### Update existing outbox packets every

Updating the outbox packets allows you to add new transactions to existing packets without overwriting the data already there. Use these spinner arrows to set how often you would like the outbox packets updated.

#### Note

This option will be dimmed if you have Inbox selected under This server processes.

```
{ewc rhgbtn32.dll, BlueSkyHelpButton, g<MENUSM.BMP|MENUSM.BMP< JumpId(dsstutor.hlp>"main"i½  
DSSTUTOR_Central_Table_of_Contents);CloseWindow("central")<<1} {ewc rhgbtn32.dll, BlueSkyHelpButton, g<MAINSM.BMP|  
MAINSM.BMP<JumpKeyword("ds.hlp"i½"contents")<<1} {ewc rhgbtn32.dll, BlueSkyHelpButton, g<EXITSM.BMP|  
EXITSM.BMP<Exit()<<1} {ewc rhgbtn32.dll, BlueSkyHelpButton, g<ANNOUP01.BMP|ANNODN01.BMP<Annotate()<<1}  
{ewc rhgbtn32.dll, BlueSkyHelpButton, g<PREVSM.BMP|PREVSM.BMP<Prev()<<1} {ewc rhgbtn32.dll, BlueSkyHelpButton,  
g<NEXTSM.BMP|NEXTSM.BMP<Next()<<1}
```

## Server Time Zone

Use this drop down list to specify the time zone in use by the server. Data Synchronization Server will take into account the difference in times when determining which is the most recent change to a record.

```
{ewc rhgbtn32.dll, BlueSkyHelpButton, g<MENUSM.BMP|MENUSM.BMP< JumpId(dsstutor.hlp>"main"½  
DSSTUTOR_Central_Table_of_Contents);CloseWindow("central")<<1} {ewc rhgbtn32.dll, BlueSkyHelpButton, g<MAINSM.BMP|  
MAINSM.BMP<JumpKeyword("ds.hlp"½"contents")<<1} {ewc rhgbtn32.dll, BlueSkyHelpButton, g<EXITSM.BMP|  
EXITSM.BMP<Exit()<<1} {ewc rhgbtn32.dll, BlueSkyHelpButton, g<ANNOUP01.BMP|ANNODN01.BMP<Annotate()<<1}  
{ewc rhgbtn32.dll, BlueSkyHelpButton, g<PREVSM.BMP|PREVSM.BMP<Prev()<<1} {ewc rhgbtn32.dll, BlueSkyHelpButton,  
g<NEXTSM.BMP|NEXTSM.BMP<Next()<<1}
```

## Server time zone uses daylight savings time

Mark this check box if the time zone selected for the server uses daylight savings time.

```
{ewc rhgbtn32.dll, BlueSkyHelpButton, g<MENUSM.BMP|MENUSM.BMP< JumpId(dsstutor.hlp>"main"½  
DSSTUTOR_Central_Table_of_Contents);CloseWindow("central")<<1} {ewc rhgbtn32.dll, BlueSkyHelpButton, g<MAINSM.BMP|  
MAINSM.BMP<JumpKeyword("ds.hlp"½"contents")<<1} {ewc rhgbtn32.dll, BlueSkyHelpButton, g<EXITSM.BMP|  
EXITSM.BMP<Exit()<<1} {ewc rhgbtn32.dll, BlueSkyHelpButton, g<ANNOUP01.BMP|ANNODN01.BMP<Annotate()<<1}  
{ewc rhgbtn32.dll, BlueSkyHelpButton, g<PREVSM.BMP|PREVSM.BMP<Prev()<<1} {ewc rhgbtn32.dll, BlueSkyHelpButton,  
g<NEXTSM.BMP|NEXTSM.BMP<Next()<<1}
```

## Process Inbox from/to

If you have set a server to process inboxes and want to limit the time that the server is available for processing the inbox, enter the time span during which it should process the inbox in these fields. Use a 12-hour format, followed by a for am and p for pm. If you select to process during a time not specified in these fields, the inbox will be skipped.

```
{ewc rhgbtn32.dll, BlueSkyHelpButton, g<MENUSM.BMP|MENUSM.BMP< JumpId(dsstutor.hlp>"main"½  
DSSTUTOR_Central_Table_of_Contents);CloseWindow("central")<<1} {ewc rhgbtn32.dll, BlueSkyHelpButton, g<MAINSM.BMP|  
MAINSM.BMP<JumpKeyword("ds.hlp"½"contents")<<1} {ewc rhgbtn32.dll, BlueSkyHelpButton, g<EXITSM.BMP|  
EXITSM.BMP<Exit()<<1} {ewc rhgbtn32.dll, BlueSkyHelpButton, g<ANNOUP01.BMP|ANNODN01.BMP<Annotate()<<1}  
{ewc rhgbtn32.dll, BlueSkyHelpButton, g<PREVSM.BMP|PREVSM.BMP<Prev()<<1} {ewc rhgbtn32.dll, BlueSkyHelpButton,  
g<NEXTSM.BMP|NEXTSM.BMP<Next()<<1}
```

## Always process Inbox

Mark this check box if you do not wish to limit the inbox processing time.

```
{ewc rhgbtn32.dll, BlueSkyHelpButton, g<MENUSM.BMP|MENUSM.BMP< JumpId(dsstutor.hlp>"main"½  
DSSTUTOR_Central_Table_of_Contents);CloseWindow("central")<<1} {ewc rhgbtn32.dll, BlueSkyHelpButton, g<MAINSM.BMP|  
MAINSM.BMP<JumpKeyword("ds.hlp"½"contents")<<1} {ewc rhgbtn32.dll, BlueSkyHelpButton, g<EXITSM.BMP|  
EXITSM.BMP<Exit()<<1} {ewc rhgbtn32.dll, BlueSkyHelpButton, g<ANNOUP01.BMP|ANNODN01.BMP<Annotate()<<1}  
{ewc rhgbtn32.dll, BlueSkyHelpButton, g<PREVSM.BMP|PREVSM.BMP<Prev()<<1} {ewc rhgbtn32.dll, BlueSkyHelpButton,  
g<NEXTSM.BMP|NEXTSM.BMP<Next()<<1}
```

## Process Outbox from/to

If you have set a server to process outboxes and want to limit the time that the server is available for processing the outbox, enter the time span during which it should process the outbox in these fields. Use a 12-hour format, followed by a for a.m. and p for p.m. If you select to process during a time not specified in these fields, the outbox will be skipped.

```
{ewc rhgbtn32.dll, BlueSkyHelpButton, g<MENUSM.BMP|MENUSM.BMP< JumpId(dsstutor.hlp>"main"½  
DSSTUTOR_Central_Table_of_Contents);CloseWindow("central")<<1} {ewc rhgbtn32.dll, BlueSkyHelpButton, g<MAINSM.BMP|  
MAINSM.BMP<JumpKeyword("ds.hlp"½"contents")<<1} {ewc rhgbtn32.dll, BlueSkyHelpButton, g<EXITSM.BMP|  
EXITSM.BMP<Exit()<<1} {ewc rhgbtn32.dll, BlueSkyHelpButton, g<ANNOUP01.BMP|ANNODN01.BMP<Annotate()<<1}  
{ewc rhgbtn32.dll, BlueSkyHelpButton, g<PREVSM.BMP|PREVSM.BMP<Prev()<<1} {ewc rhgbtn32.dll, BlueSkyHelpButton,  
g<NEXTSM.BMP|NEXTSM.BMP<Next()<<1}
```



## Always process Outbox

Mark this check box if you do not wish to limit the processing time.

```
{ewc rhgbtn32.dll, BlueSkyHelpButton, g<MENUSM.BMP|MENUSM.BMP< JumpId(dsstutor.hlp>"main"½  
DSSTUTOR_Central_Table_of_Contents);CloseWindow("central")<<1} {ewc rhgbtn32.dll, BlueSkyHelpButton, g<MAINSM.BMP|  
MAINSM.BMP<JumpKeyword("ds.hlp"½"contents")<<1} {ewc rhgbtn32.dll, BlueSkyHelpButton, g<EXITSM.BMP|  
EXITSM.BMP<Exit()<<1} {ewc rhgbtn32.dll, BlueSkyHelpButton, g<ANNOUP01.BMP|ANNODN01.BMP<Annotate()<<1}  
{ewc rhgbtn32.dll, BlueSkyHelpButton, g<PREVSM.BMP|PREVSM.BMP<Prev()<<1} {ewc rhgbtn32.dll, BlueSkyHelpButton,  
g<NEXTSM.BMP|NEXTSM.BMP<Next()<<1}
```

## Save Server Properties

Click **Save**.

```
{ewc rhgbtn32.dll, BlueSkyHelpButton, g<MENUSM.BMP|MENUSM.BMP< JumpId(dsstutor.hlp>"main"½  
DSSTUTOR_Central_Table_of_Contents);CloseWindow("central")<<1} {ewc rhgbtn32.dll, BlueSkyHelpButton, g<MAINSM.BMP|  
MAINSM.BMP<JumpKeyword("ds.hlp"½"contents")<<1} {ewc rhgbtn32.dll, BlueSkyHelpButton, g<EXITSM.BMP|  
EXITSM.BMP<Exit()<<1} {ewc rhgbtn32.dll, BlueSkyHelpButton, g<ANNOUP01.BMP|ANNODN01.BMP<Annotate()<<1}  
{ewc rhgbtn32.dll, BlueSkyHelpButton, g<PREVSM.BMP|PREVSM.BMP<Prev()<<1} {ewc rhgbtn32.dll, BlueSkyHelpButton,  
g<NEXTSM.BMP|NEXTSM.BMP<Next()<<1}
```

## Maintenance on another Server?

Follow this link if you want [maintenance on another server](#). Click Next to proceed to the next section.

```
{ewc  
rhgbtn3  
2.dll,  
BlueSk  
yHelpB  
utton,  
g<MEN  
UUP.B  
MP|  
MENU  
SM.BM  
P<Jum  
pld(dss  
tutor.hl  
p>"mai  
n"%½  
DSSTU  
TOR_C  
entral_  
Table_  
of_Con  
tents);  
Close  
Windo  
w("cent  
ral")<<  
1}
```

Con  
ten  
ts

```
{ewc  
rhgbtn32.dll,  
BlueSkyHelp  
Button,  
g<MAINUP.B  
MP|  
MAINDN.BM  
P<JumpKey  
word("ds.hlp"  
"%½"contents  
")<<1}
```

TeleMagic  
Help

```
{ewc  
rhgbtn32.d  
ll,  
Blue  
SkyH  
elpB  
utton,  
g<EX  
ITUP.  
BMP|  
EXIT  
DN.B  
MP<  
Exit()  
<<1}
```

Exit

```
{ewc  
rhgbtn32.dl  
l,  
BlueS  
kyHel  
pButt  
on,  
g<AN  
UPLG  
01.B  
MP|  
AND  
NLG0  
1.BM  
P<An  
notate  
()<<1}
```

Annot  
ate

```
{ewc  
rhgbtn3  
2.dll,  
BlueSky  
HelpButt  
on,  
g<PREV  
UP.BMP  
|  
PREVD  
N.BMP<  
Prev())<<  
1}
```

Back

```
{ewc  
rhgbtn32.  
dll,  
BlueSkyH  
elpButton,  
g<REPEA  
TUP.BMP  
|  
REPEAT  
DN.BMP<  
JumpId(d  
sstutor.hl  
p"%½DSS  
TUTOR_  
Server_ID  
)<<1}
```

Repeat  
Procedur  
e

```
{ewc  
rhgbtn3  
2.dll,  
BlueSky  
HelpButt  
on,  
g<NEXT  
UP.BMP  
|  
NEXTD  
N.BMP<  
Next())<<  
1}
```

Next

## Server Maintenance Complete

Click **Close** to save your settings and exit this dialog box.

```
{ewc rhgbtn32.dll, BlueSkyHelpButton, g<MENUSM.BMP|MENUSM.BMP< JumpId(dsstutor.hlp>"main"½  
DSSTUTOR_Central_Table_of_Contents);CloseWindow("central")<<1} {ewc rhgbtn32.dll, BlueSkyHelpButton, g<MAINSM.BMP|  
MAINSM.BMP<JumpKeyword("ds.hlp"½"contents")<<1} {ewc rhgbtn32.dll, BlueSkyHelpButton, g<EXITSM.BMP|  
EXITSM.BMP<Exit()<<1} {ewc rhgbtn32.dll, BlueSkyHelpButton, g<ANNOUP01.BMP|ANNODN01.BMP<Annotate()<<1}  
{ewc rhgbtn32.dll, BlueSkyHelpButton, g<PREVSM.BMP|PREVSM.BMP<Prev()<<1} {ewc rhgbtn32.dll, BlueSkyHelpButton,  
g<NEXTSM.BMP|NEXTSM.BMP<JumpId(DSSTUTOR.HLP½ DSSTUTOR_Procedure_Complete);SaveMark(lastpath)<<1}
```

## Communications

### Click **Communications**.

```
{ewc rhgbtn32.dll, BlueSkyHelpButton, g<MENUSM.BMP|MENUSM.BMP< JumpId(dsstutor.hlp>"main"½  
DSSTUTOR_Central_Table_of_Contents);CloseWindow("central")<<1} {ewc rhgbtn32.dll, BlueSkyHelpButton, g<MAINSM.BMP|  
MAINSM.BMP<JumpKeyword("ds.hlp"½"contents")<<1} {ewc rhgbtn32.dll, BlueSkyHelpButton, g<EXITSM.BMP|  
EXITSM.BMP<Exit()<<1} {ewc rhgbtn32.dll, BlueSkyHelpButton, g<ANNOUP01.BMP|ANNODN01.BMP<Annotate()<<1} {ewc  
rhgbtn32.dll, BlueSkyHelpButton, g<PREVSM.BMP|PREVSM.BMP<Prev()<<1} {ewc rhgbtn32.dll, BlueSkyHelpButton,  
g<NEXTSM.BMP|NEXTSM.BMP<Next()<<1}
```

## Communications Maintenance

Use this dialog box to set up DSS Dial Up Server at the central site.

### Note

Setup for the Dial Up Server is workstation specific. You must be at the workstation that will be used for file transfer when performing these steps. If you will be using multiple workstations for file transfer, you must repeat these steps for each workstation.

```
{ewc  
rhgbtn3  
2.dll,  
BlueSk  
yHelpB  
utton,  
g<MEN  
UUP.B  
MP|  
MENU  
SM.BM  
P<Jum  
pld(dss  
tutor.hl  
p>"mai  
n"i;½  
DSSTU  
TOR_C  
entral_  
Table_  
of_Con  
tents);  
Close  
Windo  
w("cent  
ral")<<  
1}
```

Con  
tent  
s

```
{ewc  
rhgbtn32.dll,  
BlueSkyHelp  
Button,  
g<MAINUP.B  
MP|  
MAINDN.BM  
P<JumpKey  
word("ds.hlp"  
i;½"contents  
")<<1}
```

TeleMagic  
Help

```
{ewc  
rhgbtn32.d  
ll,  
Blue  
SkyH  
elpB  
utton,  
g<EX  
ITUP.  
BMP|  
EXIT  
DN.B  
MP<  
Exit()  
<<1}
```

Exit

```
{ewc  
rhgbtn32.dl  
l,  
BlueS  
kyHel  
pButt  
on,  
g<AN  
UPLG  
01.B  
MP|  
AND  
NLG0  
1.BM  
P<An  
notate  
()<<1}
```

Annot  
ate

```
{ewc  
rhgbtn32.  
dll,  
BlueSkyH  
elpButton,  
g<PREV  
UP.BMP|  
PREVDN.  
BMP<Pre  
v()<<1}
```

Back

```
{ewc  
rhgbtn3  
2.dll,  
BlueSky  
HelpButt  
on,  
g<NEXT  
UP.BMP  
|  
NEXTD  
N.BMP<  
Next()<<  
1}
```

Next

## Select Dial Up Connection

Click this button to scan your computer for established Dial Up connections. DSS will then populate the drop-down list with any connections it finds. Use the drop-down list to select the Dial Up connection you would like to use with the Dial Up Server on this workstation.

```
{ewc rhgbtn32.dll, BlueSkyHelpButton, g<MENUSM.BMP|MENUSM.BMP< JumpId(dsstutor.hlp>"main"i½  
DSSTUTOR_Central_Table_of_Contents);CloseWindow("central")<<1} {ewc rhgbtn32.dll, BlueSkyHelpButton, g<MAINSM.BMP|  
MAINSM.BMP<JumpKeyword("ds.hlp"i½"contents")<<1} {ewc rhgbtn32.dll, BlueSkyHelpButton, g<EXITSM.BMP|  
EXITSM.BMP<Exit()<<1} {ewc rhgbtn32.dll, BlueSkyHelpButton, g<ANNOUP01.BMP|ANNODN01.BMP<Annotate()<<1} {ewc  
rhgbtn32.dll, BlueSkyHelpButton, g<PREVSM.BMP|PREVSM.BMP<Prev()<<1} {ewc rhgbtn32.dll, BlueSkyHelpButton,  
g<NEXTSM.BMP|NEXTSM.BMP<Next()<<1}
```

## Dial Up Password

Enter the password to be used with the Dial Up Connection selected above. Leave this field blank if you would like to be prompted for the password when DSS accesses the Internet.

```
{ewc rhgbtn32.dll, BlueSkyHelpButton, g<MENUSM.BMP|MENUSM.BMP< JumpId(dsstutor.hlp>"main"½  
DSSTUTOR_Central_Table_of_Contents);CloseWindow("central")<<1} {ewc rhgbtn32.dll, BlueSkyHelpButton, g<MAINSM.BMP|  
MAINSM.BMP<JumpKeyword("ds.hlp"½"contents")<<1} {ewc rhgbtn32.dll, BlueSkyHelpButton, g<EXITSM.BMP|  
EXITSM.BMP<Exit()<<1} {ewc rhgbtn32.dll, BlueSkyHelpButton, g<ANNOUNP01.BMP|ANNODN01.BMP<Annotate()<<1} {ewc  
rhgbtn32.dll, BlueSkyHelpButton, g<PREVSM.BMP|PREVSM.BMP<Prev()<<1} {ewc rhgbtn32.dll, BlueSkyHelpButton,  
g<NEXTSM.BMP|NEXTSM.BMP<Next()<<1}
```



## Verify Dial Up Password

If you entered a password in the Dial Up Password (Blank to Prompt) field, type it again in the Verify Dial Up Password field. If the two passwords do not match, you will be notified when you click Save and be returned to the Dial Up Password field to correct the error.

```
{ewc rhgbtn32.dll, BlueSkyHelpButton, g<MENUSM.BMP|MENUSM.BMP< JumpId(dsstutor.hlp>"main"½  
DSSTUTOR_Central_Table_of_Contents);CloseWindow("central")<<1} {ewc rhgbtn32.dll, BlueSkyHelpButton, g<MAINSM.BMP|  
MAINSM.BMP<JumpKeyword("ds.hlp"½"contents")<<1} {ewc rhgbtn32.dll, BlueSkyHelpButton, g<EXITSM.BMP|  
EXITSM.BMP<Exit()<<1} {ewc rhgbtn32.dll, BlueSkyHelpButton, g<ANNOUP01.BMP|ANNODN01.BMP<Annotate()<<1} {ewc  
rhgbtn32.dll, BlueSkyHelpButton, g<PREVSM.BMP|PREVSM.BMP<Prev()<<1} {ewc rhgbtn32.dll, BlueSkyHelpButton,  
g<NEXTSM.BMP|NEXTSM.BMP<Next()<<1}
```

## Number of Retries

In the Number of Retries field, enter the number of times the Dial Up Server should attempt to connect to the Internet if it cannot get through on the first try.

```
{ewc rhgbtn32.dll, BlueSkyHelpButton, g<MENUSM.BMP|MENUSM.BMP< JumpId(dsstutor.hlp>"main"½  
DSSTUTOR_Central_Table_of_Contents);CloseWindow("central")<<1} {ewc rhgbtn32.dll, BlueSkyHelpButton, g<MAINSM.BMP|  
MAINSM.BMP<JumpKeyword("ds.hlp"½"contents")<<1} {ewc rhgbtn32.dll, BlueSkyHelpButton, g<EXITSM.BMP|  
EXITSM.BMP<Exit()<<1} {ewc rhgbtn32.dll, BlueSkyHelpButton, g<ANNOUP01.BMP|ANNODN01.BMP<Annotate()<<1} {ewc  
rhgbtn32.dll, BlueSkyHelpButton, g<PREVSM.BMP|PREVSM.BMP<Prev()<<1} {ewc rhgbtn32.dll, BlueSkyHelpButton,  
g<NEXTSM.BMP|NEXTSM.BMP<Next()<<1}
```

## Terminate Dial Up Connection When Idle

Select Terminate Dial Up Connection When Idle if you would like the Dial Up Server to disconnect from the Internet when it is not processing, or unmark this check box if you would like to remain on-line after processing.

```
{ewc rhgbtn32.dll, BlueSkyHelpButton, g<MENUSM.BMP|MENUSM.BMP< JumpId(dsstutor.hlp>"main"½  
DSSTUTOR_Central_Table_of_Contents);CloseWindow("central")<<1} {ewc rhgbtn32.dll, BlueSkyHelpButton, g<MAINSM.BMP|  
MAINSM.BMP<JumpKeyword("ds.hlp"½"contents")<<1} {ewc rhgbtn32.dll, BlueSkyHelpButton, g<EXITSM.BMP|  
EXITSM.BMP<Exit()<<1} {ewc rhgbtn32.dll, BlueSkyHelpButton, g<ANNOUP01.BMP|ANNODN01.BMP<Annotate()<<1} {ewc  
rhgbtn32.dll, BlueSkyHelpButton, g<PREVSM.BMP|PREVSM.BMP<Prev()<<1} {ewc rhgbtn32.dll, BlueSkyHelpButton,  
g<NEXTSM.BMP|NEXTSM.BMP<Next()<<1}
```

## Process Type

Under Process Type, select the One Time Only radio button if you would like the Dial Up Server to automatically shut down after retrieving any incoming packets and posting any outgoing packets one time.

Select the Process Continuously radio button if you would like the Dial Up Server to continue to retrieve and post packets until it is manually shut down. If you have selected Process Continuously under Process Type, you can specify the days and times when you can process.

```
{ewc rhgbtn32.dll, BlueSkyHelpButton, g<MENUSM.BMP|MENUSM.BMP< JumpId(dsstutor.hlp>"main"i½  
DSSTUTOR_Central_Table_of_Contents);CloseWindow("central")<<1} {ewc rhgbtn32.dll, BlueSkyHelpButton, g<MAINSM.BMP|  
MAINSM.BMP<JumpKeyword("ds.hlp"i½"contents")<<1} {ewc rhgbtn32.dll, BlueSkyHelpButton, g<EXITSM.BMP|  
EXITSM.BMP<Exit()<<1} {ewc rhgbtn32.dll, BlueSkyHelpButton, g<ANNOUP01.BMP|ANNODN01.BMP<Annotate()<<1} {ewc  
rhgbtn32.dll, BlueSkyHelpButton, g<PREVSM.BMP|PREVSM.BMP<Prev()<<1} {ewc rhgbtn32.dll, BlueSkyHelpButton,  
g<NEXTSM.BMP|NEXTSM.BMP<Next()<<1}
```

## Always Process

Select Always Process if you do not wish to limit the processing times.

```
{ewc rhgbtn32.dll, BlueSkyHelpButton, g<MENUSM.BMP|MENUSM.BMP< JumpId(dsstutor.hlp>"main"½  
DSSTUTOR_Central_Table_of_Contents);CloseWindow("central")<<1} {ewc rhgbtn32.dll, BlueSkyHelpButton, g<MAINSM.BMP|  
MAINSM.BMP<JumpKeyword("ds.hlp"½"contents")<<1} {ewc rhgbtn32.dll, BlueSkyHelpButton, g<EXITSM.BMP|  
EXITSM.BMP<Exit()<<1} {ewc rhgbtn32.dll, BlueSkyHelpButton, g<ANNOUP01.BMP|ANNODN01.BMP<Annotate()<<1} {ewc  
rhgbtn32.dll, BlueSkyHelpButton, g<PREVSM.BMP|PREVSM.BMP<Prev()<<1} {ewc rhgbtn32.dll, BlueSkyHelpButton,  
g<NEXTSM.BMP|NEXTSM.BMP<Next()<<1}
```

## Select Days

To select the days on which processing should occur, click the Select Days button.

```
{ewc rhgbtn32.dll, BlueSkyHelpButton, g<MENUSM.BMP|MENUSM.BMP< JumpId(dsstutor.hlp>"main"½  
DSSTUTOR_Central_Table_of_Contents);CloseWindow("central")<<1} {ewc rhgbtn32.dll, BlueSkyHelpButton, g<MAINSM.BMP|  
MAINSM.BMP<JumpKeyword("ds.hlp"½"contents")<<1} {ewc rhgbtn32.dll, BlueSkyHelpButton, g<EXITSM.BMP|  
EXITSM.BMP<Exit()<<1} {ewc rhgbtn32.dll, BlueSkyHelpButton, g<ANNOUP01.BMP|ANNODN01.BMP<Annotate()<<1} {ewc  
rhgbtn32.dll, BlueSkyHelpButton, g<PREVSM.BMP|PREVSM.BMP<Prev()<<1} {ewc rhgbtn32.dll, BlueSkyHelpButton,  
g<NEXTSM.BMP|NEXTSM.BMP<Next()<<1}
```

## Processing Pause Time

In the Processing Pause Time field, enter the number of minutes the Dial Up Server should wait after retrieving all incoming packets and posting all outgoing packets before it repeats the process.

```
{ewc rhgbtn32.dll, BlueSkyHelpButton, g<MENUSM.BMP|MENUSM.BMP< JumpId(dsstutor.hlp>"main"½  
DSSTUTOR_Central_Table_of_Contents);CloseWindow("central")<<1} {ewc rhgbtn32.dll, BlueSkyHelpButton, g<MAINSM.BMP|  
MAINSM.BMP<JumpKeyword("ds.hlp"½"contents")<<1} {ewc rhgbtn32.dll, BlueSkyHelpButton, g<EXITSM.BMP|  
EXITSM.BMP<Exit()<<1} {ewc rhgbtn32.dll, BlueSkyHelpButton, g<ANNOUNP01.BMP|ANNODN01.BMP<Annotate()<<1} {ewc  
rhgbtn32.dll, BlueSkyHelpButton, g<PREVSM.BMP|PREVSM.BMP<Prev()<<1} {ewc rhgbtn32.dll, BlueSkyHelpButton,  
g<NEXTSM.BMP|NEXTSM.BMP<Next()<<1}
```

## After Files are Sent

Use the After files are sent radio buttons to control what happens to the original file after transfer:

Select the Backup Source Files radio button if you would like to retain a copy of the packets after they are transferred.

If you do not wish to retain copies of the packets that have been transferred, select Delete Source Files. This will move the packet to the appropriate place without retaining a copy in its original location.

```
{ewc rhgbtn32.dll, BlueSkyHelpButton, g<MENUSM.BMP|MENUSM.BMP< JumpId(dsstutor.hlp>"main"i½  
DSSTUTOR_Central_Table_of_Contents);CloseWindow("central")<<1} {ewc rhgbtn32.dll, BlueSkyHelpButton, g<MAINSM.BMP|  
MAINSM.BMP<JumpKeyword("ds.hlp"i½"contents")<<1} {ewc rhgbtn32.dll, BlueSkyHelpButton, g<EXITSM.BMP|  
EXITSM.BMP<Exit()<<1} {ewc rhgbtn32.dll, BlueSkyHelpButton, g<ANNOUP01.BMP|ANNODN01.BMP<Annotate()<<1} {ewc  
rhgbtn32.dll, BlueSkyHelpButton, g<PREVSM.BMP|PREVSM.BMP<Prev()<<1} {ewc rhgbtn32.dll, BlueSkyHelpButton,  
g<NEXTSM.BMP|NEXTSM.BMP<Next()<<1}
```



## FTP Host URL

Enter the Internet address of your FTP site in the FTP Host URL field. This is the path that the Dial Up Server must use to locate the site. (For example: FTP.MYSITE.COM.)

```
{ewc rhgbtn32.dll, BlueSkyHelpButton, g<MENUSM.BMP|MENUSM.BMP< JumpId(dsstutor.hlp>"main"½  
DSSTUTOR_Central_Table_of_Contents);CloseWindow("central")<<1} {ewc rhgbtn32.dll, BlueSkyHelpButton, g<MAINSM.BMP|  
MAINSM.BMP<JumpKeyword("ds.hlp"½"contents")<<1} {ewc rhgbtn32.dll, BlueSkyHelpButton, g<EXITSM.BMP|  
EXITSM.BMP<Exit()<<1} {ewc rhgbtn32.dll, BlueSkyHelpButton, g<ANNOUP01.BMP|ANNODN01.BMP<Annotate()<<1} {ewc  
rhgbtn32.dll, BlueSkyHelpButton, g<PREVSM.BMP|PREVSM.BMP<Prev()<<1} {ewc rhgbtn32.dll, BlueSkyHelpButton,  
g<NEXTSM.BMP|NEXTSM.BMP<Next()<<1}
```

## FTP User ID

Enter the User ID that you use to log onto the FTP site in the FTP User ID field.

```
{ewc rhgbtn32.dll, BlueSkyHelpButton, g<MENUSM.BMP|MENUSM.BMP< JumpId(dsstutor.hlp>"main"i¿½  
DSSTUTOR_Central_Table_of_Contents);CloseWindow("central")<<1} {ewc rhgbtn32.dll, BlueSkyHelpButton, g<MAINSM.BMP|  
MAINSM.BMP<JumpKeyword("ds.hlp"i¿½"contents")<<1} {ewc rhgbtn32.dll, BlueSkyHelpButton, g<EXITSM.BMP|  
EXITSM.BMP<Exit()<<1} {ewc rhgbtn32.dll, BlueSkyHelpButton, g<ANNOUP01.BMP|ANNODN01.BMP<Annotate()<<1} {ewc  
rhgbtn32.dll, BlueSkyHelpButton, g<PREVSM.BMP|PREVSM.BMP<Prev()<<1} {ewc rhgbtn32.dll, BlueSkyHelpButton,  
g<NEXTSM.BMP|NEXTSM.BMP<Next()<<1}
```

## FTP Password

Enter the password that is used with the User ID entered in the FTP User ID field in the FTP Password field.

```
{ewc rhgbtn32.dll, BlueSkyHelpButton, g<MENUSM.BMP|MENUSM.BMP< JumpId(dsstutor.hlp>"main"i½  
DSSTUTOR_Central_Table_of_Contents);CloseWindow("central")<<1} {ewc rhgbtn32.dll, BlueSkyHelpButton, g<MAINSM.BMP|  
MAINSM.BMP<JumpKeyword("ds.hlp"i½"contents")<<1} {ewc rhgbtn32.dll, BlueSkyHelpButton, g<EXITSM.BMP|  
EXITSM.BMP<Exit()<<1} {ewc rhgbtn32.dll, BlueSkyHelpButton, g<ANNOUP01.BMP|ANNODN01.BMP<Annotate()<<1} {ewc  
rhgbtn32.dll, BlueSkyHelpButton, g<PREVSM.BMP|PREVSM.BMP<Prev()<<1} {ewc rhgbtn32.dll, BlueSkyHelpButton,  
g<NEXTSM.BMP|NEXTSM.BMP<Next()<<1}
```

## Verify FTP Password

Type the password entered in the FTP Password field again in the Verify FTP Password field. If the two entries do not match, you will be notified when you click Save and be returned to the FTP Password field to correct the error.

```
{ewc rhgbtn32.dll, BlueSkyHelpButton, g<MENUSM.BMP|MENUSM.BMP< JumpId(dsstutor.hlp>"main"½  
DSSTUTOR_Central_Table_of_Contents);CloseWindow("central")<<1} {ewc rhgbtn32.dll, BlueSkyHelpButton, g<MAINSM.BMP|  
MAINSM.BMP<JumpKeyword("ds.hlp"½"contents")<<1} {ewc rhgbtn32.dll, BlueSkyHelpButton, g<EXITSM.BMP|  
EXITSM.BMP<Exit()<<1} {ewc rhgbtn32.dll, BlueSkyHelpButton, g<ANNOUP01.BMP|ANNODN01.BMP<Annotate()<<1} {ewc  
rhgbtn32.dll, BlueSkyHelpButton, g<PREVSM.BMP|PREVSM.BMP<Prev()<<1} {ewc rhgbtn32.dll, BlueSkyHelpButton,  
g<NEXTSM.BMP|NEXTSM.BMP<Next()<<1}
```

## FTP Number of Retries

In the FTP Number of retries field, enter the number of times the Dial Up Server should attempt to access the FTP site if it is not successful on the first try.

```
{ewc rhgbtn32.dll, BlueSkyHelpButton, g<MENUSM.BMP|MENUSM.BMP< JumpId(dsstutor.hlp>"main"½  
DSSTUTOR_Central_Table_of_Contents);CloseWindow("central")<<1} {ewc rhgbtn32.dll, BlueSkyHelpButton, g<MAINSM.BMP|  
MAINSM.BMP<JumpKeyword("ds.hlp"½"contents")<<1} {ewc rhgbtn32.dll, BlueSkyHelpButton, g<EXITSM.BMP|  
EXITSM.BMP<Exit()<<1} {ewc rhgbtn32.dll, BlueSkyHelpButton, g<ANNOUP01.BMP|ANNODN01.BMP<Annotate()<<1} {ewc  
rhgbtn32.dll, BlueSkyHelpButton, g<PREVSM.BMP|PREVSM.BMP<Prev()<<1} {ewc rhgbtn32.dll, BlueSkyHelpButton,  
g<NEXTSM.BMP|NEXTSM.BMP<Next()<<1}
```

## FTP Location to Store Files

In the FTP Location to store files field, enter the location on the FTP site where the Dial Up Server should post outgoing files that are in its outbox for its remote sites (including any satellites). This is the same location that the satellites and remote sites should use to retrieve files.

```
{ewc rhgbtn32.dll, BlueSkyHelpButton, g<MENUSM.BMP|MENUSM.BMP< JumpId(dsstutor.hlp>"main"½  
DSSTUTOR_Central_Table_of_Contents);CloseWindow("central")<<1} {ewc rhgbtn32.dll, BlueSkyHelpButton, g<MAINSM.BMP|  
MAINSM.BMP<JumpKeyword("ds.hlp"½"contents")<<1} {ewc rhgbtn32.dll, BlueSkyHelpButton, g<EXITSM.BMP|  
EXITSM.BMP<Exit()<<1} {ewc rhgbtn32.dll, BlueSkyHelpButton, g<ANNOUP01.BMP|ANNODN01.BMP<Annotate()<<1} {ewc  
rhgbtn32.dll, BlueSkyHelpButton, g<PREVSM.BMP|PREVSM.BMP<Prev()<<1} {ewc rhgbtn32.dll, BlueSkyHelpButton,  
g<NEXTSM.BMP|NEXTSM.BMP<Next()<<1}
```

## FTP Location to Retrieve Files

In the FTP Location to retrieve files field, enter the location on the FTP site where the Dial Up Server should look for files that have been posted from its satellites and remote sites. (These files will be transferred to the central's inbox.) All satellite sites and all remotes attached to the central site should be set up to store outgoing files in this location.

```
{ewc rhgbtn32.dll, BlueSkyHelpButton, g<MENUSM.BMP|MENUSM.BMP< JumpId(dsstutor.hlp>"main"i½  
DSSTUTOR_Central_Table_of_Contents);CloseWindow("central")<<1} {ewc rhgbtn32.dll, BlueSkyHelpButton, g<MAINSM.BMP|  
MAINSM.BMP<JumpKeyword("ds.hlp"i½"contents")<<1} {ewc rhgbtn32.dll, BlueSkyHelpButton, g<EXITSM.BMP|  
EXITSM.BMP<Exit()<<1} {ewc rhgbtn32.dll, BlueSkyHelpButton, g<ANNOUP01.BMP|ANNODN01.BMP<Annotate()<<1} {ewc  
rhgbtn32.dll, BlueSkyHelpButton, g<PREVSM.BMP|PREVSM.BMP<Prev()<<1} {ewc rhgbtn32.dll, BlueSkyHelpButton,  
g<NEXTSM.BMP|NEXTSM.BMP<Next()<<1}
```

## Communications Maintenance Complete

Click **Save**.

```
{ewc rhgbtn32.dll, BlueSkyHelpButton, g<MENUSM.BMP|MENUSM.BMP< JumpId(dsstutor.hlp>"main"½  
DSSTUTOR_Central_Table_of_Contents);CloseWindow("central")<<1} {ewc rhgbtn32.dll, BlueSkyHelpButton, g<MAINSM.BMP|  
MAINSM.BMP<JumpKeyword("ds.hlp"½"contents")<<1} {ewc rhgbtn32.dll, BlueSkyHelpButton, g<EXITSM.BMP|  
EXITSM.BMP<Exit()<<1} {ewc rhgbtn32.dll, BlueSkyHelpButton, g<ANNOUP01.BMP|ANNODN01.BMP<Annotate()<<1} {ewc  
rhgbtn32.dll, BlueSkyHelpButton, g<PREVSM.BMP|PREVSM.BMP<Prev()<<1} {ewc rhgbtn32.dll, BlueSkyHelpButton,  
g<NEXTSM.BMP|NEXTSM.BMP<JumpId(DSSTUTOR.HLP½ DSSTUTOR_Procedure_Complete);SaveMark(lastpath)<<1}
```



## Begin Processing

To start processing Outbox Packets for your Satellite and/or Remote sites, select **Process** from the **File** menu.

```
{ewc rhgbtn32.dll, BlueSkyHelpButton, g<MENUSM.BMP|MENUSM.BMP< JumpId(dsstutor.hlp>"main"i½  
DSSTUTOR_Central_Table_of_Contents);CloseWindow("central")<<1} {ewc rhgbtn32.dll, BlueSkyHelpButton, g<MAINSM.BMP|  
MAINSM.BMP<JumpKeyword("ds.hlp"i½"contents")<<1} {ewc rhgbtn32.dll, BlueSkyHelpButton, g<EXITSM.BMP|  
EXITSM.BMP<Exit()<<1} {ewc rhgbtn32.dll, BlueSkyHelpButton, g<ANNOUP01.BMP|ANNODN01.BMP<Annotate()<<1}  
{ewc rhgbtn32.dll, BlueSkyHelpButton, g<PREVSM.BMP|PREVSM.BMP<Prev()<<1} {ewc rhgbtn32.dll, BlueSkyHelpButton,  
g<NEXTSM.BMP|NEXTSM.BMP<Next()<<1}
```

## Processing in Progress

Outbox packets are now being created for each site. When Data Synchronization Server reports that processing is complete, click **Next** to continue.

```
{ewc rhgbtn32.dll, BlueSkyHelpButton, g<MENUSM.BMP|MENUSM.BMP< JumpId(dsstutor.hlp>"main"½  
DSSTUTOR_Central_Table_of_Contents);CloseWindow("central")<<1} {ewc rhgbtn32.dll, BlueSkyHelpButton, g<MAINSM.BMP|  
MAINSM.BMP<JumpKeyword("ds.hlp"½"contents")<<1} {ewc rhgbtn32.dll, BlueSkyHelpButton, g<EXITSM.BMP|  
EXITSM.BMP<Exit()<<1} {ewc rhgbtn32.dll, BlueSkyHelpButton, g<ANNOUP01.BMP|ANNODN01.BMP<Annotate()<<1}  
{ewc rhgbtn32.dll, BlueSkyHelpButton, g<PREVSM.BMP|PREVSM.BMP<Prev()<<1} {ewc rhgbtn32.dll, BlueSkyHelpButton,  
g<NEXTSM.BMP|NEXTSM.BMP<Next()<<1}
```

## Processing Complete

There should now be a packet in your outbox for each site. You may now send each packet to the proper site, taking care to note the Site ID of the packet. Each packet will appear as TMINI<site ID>.TMZ (for an initialization packet) or TMSRV<site ID>.TMZ (for standard synchronization); <site ID> will appear as a three-character site ID (and may include a combination of letters and/or numbers).

{ewc rhgbtn3 2.dll, BlueSk yHelpB utton, g<MEN UUP.B MP  MENU SM.BM P<Jum pld(dss tutor.hl p>"mai n"i½ DSSTU TOR_C entral_ Table_ of_Con tents); Close Windo w("cent ral")<< 1}	{ewc rhgbtn32.dll, BlueSkyHelp Button, g<MAINUP.B MP  MAINDN.BM P<JumpKey word("ds.hlp" i½½"contents ")<<1}	{ewc rhgbtn32. dll, Blue SkyH elpB utton , g<EX ITUP. BMP  EXIT DN.B MP< Exit() <<1}	{ewc rhgbtn32. dll, BlueSkyH elpButton , g<ANUPL G01.BMP   ANDNLG 01.BMP< Annotate( )<<1}
Content s	TeleMagic Help	Exit	Annotate

**End of Special Procedures  
Terminator Follows**

## Procedure Complete

The procedure is now complete. To modify your DSS system further, return to the table of contents for a complete list of available procedures.

```
{ewc  
rhgbtn3  
2.dll,  
BlueSk  
yHelpB  
utton,  
g<MEN  
UUP.B  
MP|  
MENU  
SM.BM  
P<Jum  
pld(dss  
tutor.hl  
p>"mai  
n"i½  
DSSTU  
TOR_C  
entral_  
Table_  
of_Con  
tents);  
Close  
Windo  
w("cent  
ral");IfT  
hen(Is  
Mark("expres  
s")i½  
Delete  
Mark("expres  
s"))<<1  
}
```

[Contents](#)

```
{ewc  
rhgbtn32.dll,  
BlueSkyHelp  
Button,  
g<MAINUP.B  
MP|  
MAINDN.BM  
P<JumpKey  
word("ds.hlp"  
i½"contents  
")<<1}
```

[TeleMagic  
Help](#)

```
{ewc  
rhgbtn32.  
dll,  
Blue  
SkyH  
elpB  
utton  
,  
g<EX  
ITUP.  
BMP|  
EXIT  
DN.B  
MP<  
Exit()  
<<1}
```

[Exit](#)

```
{ewc  
rhgbtn32.  
dll,  
BlueSkyH  
elpButton  
,  
g<ANUPL  
G01.BMP  
|  
ANDNLG  
01.BMP<  
Annotate(  
)<<1}
```

[Annotate](#)

```
{ewc  
rhgbtn3  
2.dll,  
BlueSky  
HelpButt  
on,  
g<PREV  
UP.BMP  
|  
PREVD  
N.BMP<  
GotoMar  
k(lastpat  
h);Delet  
eMark(la  
stpath)<  
<1}
```

[Back](#)

**End of Terminator**

**Loops Follow**

## Reset sites information

Read this message, then click **OK**.

```
{ewc rhgbtn32.dll, BlueSkyHelpButton, g<MENUSM.BMP|MENUSM.BMP< JumpId(dsstutor.hlp>"main"%½  
DSSTUTOR_Central_Table_of_Contents);CloseWindow("central")<<1} {ewc rhgbtn32.dll, BlueSkyHelpButton, g<MAINSM.BMP|  
MAINSM.BMP<JumpKeyword("ds.hlp"%½"contents")<<1} {ewc rhgbtn32.dll, BlueSkyHelpButton, g<EXITSM.BMP|  
EXITSM.BMP<Exit()<<1} {ewc rhgbtn32.dll, BlueSkyHelpButton, g<ANNOUP01.BMP|ANNODN01.BMP<Annotate()<<1}  
{ewc rhgbtn32.dll, BlueSkyHelpButton, g<PREVSM.BMP|  
PREVSM.BMP<JumpId(Dsstutor.hlp"%½DSSTUTOR_Reset_Option);DeleteMark("reset option")<<1} {ewc rhgbtn32.dll,  
BlueSkyHelpButton, g<NEXTSM.BMP|NEXTSM.BMP<Next()<<1}
```

## Select Sites to Reset

Highlight each site you want to reset and click **Add**.

```
{ewc rhgbtn32.dll, BlueSkyHelpButton, g<MENUSM.BMP|MENUSM.BMP< JumpId(dsstutor.hlp>"main"½  
DSSTUTOR_Central_Table_of_Contents);CloseWindow("central")<<1} {ewc rhgbtn32.dll, BlueSkyHelpButton, g<MAINSM.BMP|  
MAINSM.BMP<JumpKeyword("ds.hlp"½"contents")<<1} {ewc rhgbtn32.dll, BlueSkyHelpButton, g<EXITSM.BMP|  
EXITSM.BMP<Exit()<<1} {ewc rhgbtn32.dll, BlueSkyHelpButton, g<ANNOUP01.BMP|ANNODN01.BMP<Annotate()<<1}  
{ewc rhgbtn32.dll, BlueSkyHelpButton, g<PREVSM.BMP|PREVSM.BMP<Prev()<<1} {ewc rhgbtn32.dll, BlueSkyHelpButton,  
g<NEXTSM.BMP|NEXTSM.BMP<Next()<<1}
```



Reset the selected sites

Click **Ok**.

```
{ewc rhgbtn32.dll, BlueSkyHelpButton, g<MENUSM.BMP|MENUSM.BMP< JumpId(dsstutor.hlp>"main"½  
DSSTUTOR_Central_Table_of_Contents);CloseWindow("central")<<1} {ewc rhgbtn32.dll, BlueSkyHelpButton, g<MAINSM.BMP|  
MAINSM.BMP<JumpKeyword("ds.hlp"½"contents")<<1} {ewc rhgbtn32.dll, BlueSkyHelpButton, g<EXITSM.BMP|  
EXITSM.BMP<Exit()<<1} {ewc rhgbtn32.dll, BlueSkyHelpButton, g<ANNOUP01.BMP|ANNODN01.BMP<Annotate()<<1}  
{ewc rhgbtn32.dll, BlueSkyHelpButton, g<PREVSM.BMP|PREVSM.BMP<Prev()<<1} {ewc rhgbtn32.dll, BlueSkyHelpButton,  
g<NEXTSM.BMP|NEXTSM.BMP<Next()<<1}
```

## Site Reset Complete

You will receive a series of message boxes to confirm resetting the selected sites. Read each and respond as required.

```
{ewc rhgbtn32.dll, BlueSkyHelpButton, g<MENUSM.BMP|MENUSM.BMP< JumpId(dsstutor.hlp>"main"i½  
DSSTUTOR_Central_Table_of_Contents);CloseWindow("central")<<1} {ewc rhgbtn32.dll, BlueSkyHelpButton, g<MAINSM.BMP|  
MAINSM.BMP<JumpKeyword("ds.hlp"i½"contents")<<1} {ewc rhgbtn32.dll, BlueSkyHelpButton, g<EXITSM.BMP|  
EXITSM.BMP<Exit()<<1} {ewc rhgbtn32.dll, BlueSkyHelpButton, g<ANNOUP01.BMP|ANNODN01.BMP<Annotate()<<1}  
{ewc rhgbtn32.dll, BlueSkyHelpButton, g<PREVSM.BMP|PREVSM.BMP<Prev()<<1} {ewc rhgbtn32.dll, BlueSkyHelpButton,  
g<NEXTSM.BMP|NEXTSM.BMP<JumpId(dsstutor.hlpi½DSSTUTOR_Server_Options_Set)<<1}
```

## Default User Security: Default Preferences

Select the local user preferences to assign to all users at this site from the drop-down box.

```
{ewc rhgbtn32.dll, BlueSkyHelpButton, g<MENUSM.BMP|MENUSM.BMP< JumpId(dsstutor.hlp>"main"%½  
DSSTUTOR_Central_Table_of_Contents);CloseWindow("central")<<1} {ewc rhgbtn32.dll, BlueSkyHelpButton, g<MAINSM.BMP|  
MAINSM.BMP<JumpKeyword("ds.hlp"%½"contents")<<1} {ewc rhgbtn32.dll, BlueSkyHelpButton, g<EXITSM.BMP|  
EXITSM.BMP<Exit()<<1} {ewc rhgbtn32.dll, BlueSkyHelpButton, g<ANNOUP01.BMP|ANNODN01.BMP<Annotate()<<1}  
{ewc rhgbtn32.dll, BlueSkyHelpButton, g<PREVSM.BMP|  
PREVSM.BMP<JumpId(DSSTUTOR.HLP"%½DSSTUTOR_Adjust_Default_User_Security);DeleteMark("default security")<<1}  
{ewc rhgbtn32.dll, BlueSkyHelpButton, g<NEXTSM.BMP|NEXTSM.BMP<Next()<<1}
```

## Default Security

Choose which security group you will use for all users at this site. (If you are using a Central Security Group, select the group from the drop-down box.)

```
{ewc rhgbtn32.dll, BlueSkyHelpButton, g<MENUSM.BMP|MENUSM.BMP< JumpId(dsstutor.hlp>"main"i½  
DSSTUTOR_Central_Table_of_Contents);CloseWindow("central")<<1} {ewc rhgbtn32.dll, BlueSkyHelpButton, g<MAINSM.BMP|  
MAINSM.BMP<JumpKeyword("ds.hlp"i½"contents")<<1} {ewc rhgbtn32.dll, BlueSkyHelpButton, g<EXITSM.BMP|  
EXITSM.BMP<Exit()<<1} {ewc rhgbtn32.dll, BlueSkyHelpButton, g<ANNOUP01.BMP|ANNODN01.BMP<Annotate()<<1}  
{ewc rhgbtn32.dll, BlueSkyHelpButton, g<PREVSM.BMP|PREVSM.BMP<Prev()<<1} {ewc rhgbtn32.dll, BlueSkyHelpButton,  
g<NEXTSM.BMP|NEXTSM.BMP<Next()<<1}
```

## Default Security and Preferences Complete

Click **Ok**.

```
{ewc rhgbtn32.dll, BlueSkyHelpButton, g<MENUSM.BMP|MENUSM.BMP< JumpId(dsstutor.hlp>"main"½  
DSSTUTOR_Central_Table_of_Contents);CloseWindow("central")<<1} {ewc rhgbtn32.dll, BlueSkyHelpButton, g<MAINSM.BMP|  
MAINSM.BMP<JumpKeyword("ds.hlp"½"contents")<<1} {ewc rhgbtn32.dll, BlueSkyHelpButton, g<EXITSM.BMP|  
EXITSM.BMP<Exit()<<1} {ewc rhgbtn32.dll, BlueSkyHelpButton, g<ANNOUP01.BMP|ANNODN01.BMP<Annotate()<<1}  
{ewc rhgbtn32.dll, BlueSkyHelpButton, g<PREVSM.BMP|PREVSM.BMP<Prev()<<1} {ewc rhgbtn32.dll, BlueSkyHelpButton,  
g<NEXTSM.BMP|  
NEXTSM.BMP<IfThenElse(IsMark("express1")JumpId(dsstutor.hlp½½DSSTUTOR_Procedure_complete);DeleteMark("express1  
");SaveMark(lastpath)½½  
IfThenElse(IsMark("express2")½½JumpId(dsstutor.hlp½½DSSTUTOR_Procedure_complete);DeleteMark("express2");  
SaveMark(lastpath)½½ JumpId(dsstutor.hlp½½DSSTUTOR_Select_Database_s_to_Synchronize))<<1}
```

## Add New Server

Click **Add**.

```
{ewc rhgbtn32.dll, BlueSkyHelpButton, g<MENUSM.BMP|MENUSM.BMP< JumpId(dsstutor.hlp>"main"½  
DSSTUTOR_Central_Table_of_Contents);CloseWindow("central")<<1} {ewc rhgbtn32.dll, BlueSkyHelpButton, g<MAINSM.BMP|  
MAINSM.BMP<JumpKeyword("ds.hlp"½"contents")<<1} {ewc rhgbtn32.dll, BlueSkyHelpButton, g<EXITSM.BMP|  
EXITSM.BMP<Exit()<<1} {ewc rhgbtn32.dll, BlueSkyHelpButton, g<ANNOUP01.BMP|ANNODN01.BMP<Annotate()<<1}  
{ewc rhgbtn32.dll, BlueSkyHelpButton, g<PREVSM.BMP|PREVSM.BMP< JumpId(dsstutor.hlp½DSSTUTOR_Server_ID)<<1}  
{ewc rhgbtn32.dll, BlueSkyHelpButton, g<NEXTSM.BMP|NEXTSM.BMP<Next()<<1}
```

Enter a three character server ID

Enter a unique ID for the new server.

```
{ewc rhgbtn32.dll, BlueSkyHelpButton, g<MENUSM.BMP|MENUSM.BMP< JumpId(dsstutor.hlp>"main"½  
DSSTUTOR_Central_Table_of_Contents);CloseWindow("central")<<1} {ewc rhgbtn32.dll, BlueSkyHelpButton, g<MAINSM.BMP|  
MAINSM.BMP<JumpKeyword("ds.hlp"½"contents")<<1} {ewc rhgbtn32.dll, BlueSkyHelpButton, g<EXITSM.BMP|  
EXITSM.BMP<Exit()<<1} {ewc rhgbtn32.dll, BlueSkyHelpButton, g<ANNOUP01.BMP|ANNODN01.BMP<Annotate()<<1}  
{ewc rhgbtn32.dll, BlueSkyHelpButton, g<PREVSM.BMP|PREVSM.BMP<Prev()<<1} {ewc rhgbtn32.dll, BlueSkyHelpButton,  
g<NEXTSM.BMP|NEXTSM.BMP<Next()<<1}
```

## New Server Added

Click **Save**.

```
{ewc rhgbtn32.dll, BlueSkyHelpButton, g<MENUSM.BMP|MENUSM.BMP< JumpId(dsstutor.hlp>"main"%½  
DSSTUTOR_Central_Table_of_Contents);CloseWindow("central")<<1} {ewc rhgbtn32.dll, BlueSkyHelpButton, g<MAINSM.BMP|  
MAINSM.BMP<JumpKeyword("ds.hlp"%½"contents")<<1} {ewc rhgbtn32.dll, BlueSkyHelpButton, g<EXITSM.BMP|  
EXITSM.BMP<Exit()<<1} {ewc rhgbtn32.dll, BlueSkyHelpButton, g<ANNOUP01.BMP|ANNODN01.BMP<Annotate()<<1}  
{ewc rhgbtn32.dll, BlueSkyHelpButton, g<PREVSM.BMP|PREVSM.BMP<Prev()<<1} {ewc rhgbtn32.dll, BlueSkyHelpButton,  
g<NEXTSM.BMP|NEXTSM.BMP<JumpId(Dsstutor.hlp"%½DSSTUTOR_Edit_Server_Properties)<<1}
```



Choose the site to edit

Highlight the site to edit, then click **Edit**.

```
{ewc rhgbtn32.dll, BlueSkyHelpButton, g<MENUSM.BMP|MENUSM.BMP< JumpId(dsstutor.hlp>"main"½  
DSSTUTOR_Central_Table_of_Contents);CloseWindow("central")<<1} {ewc rhgbtn32.dll, BlueSkyHelpButton, g<MAINSM.BMP|  
MAINSM.BMP<JumpKeyword("ds.hlp"½"contents")<<1} {ewc rhgbtn32.dll, BlueSkyHelpButton, g<EXITSM.BMP|  
EXITSM.BMP<Exit()<<1} {ewc rhgbtn32.dll, BlueSkyHelpButton, g<ANNOUP01.BMP|ANNODN01.BMP<Annotate()<<1}  
{ewc rhgbtn32.dll, BlueSkyHelpButton, g<PREVSM.BMP|  
PREVSM.BMP<JumpId(dsstutor.hlp½DSSTUTOR_Basic_Site_Preferences_Express_Jump)<<1}{ewc rhgbtn32.dll,  
BlueSkyHelpButton, g<NEXTSM.BMP|NEXTSM.BMP<Next()<<1}
```

## Edit Site Preferences

### Click Site Preferences.

```
{ewc rhgbtn32.dll, BlueSkyHelpButton, g<MENUSM.BMP|MENUSM.BMP< JumpId(dsstutor.hlp>"main"½  
DSSTUTOR_Central_Table_of_Contents);CloseWindow("central")<<1} {ewc rhgbtn32.dll, BlueSkyHelpButton, g<MAINSM.BMP|  
MAINSM.BMP<JumpKeyword("ds.hlp"½"contents")<<1} {ewc rhgbtn32.dll, BlueSkyHelpButton, g<EXITSM.BMP|  
EXITSM.BMP<Exit()<<1} {ewc rhgbtn32.dll, BlueSkyHelpButton, g<ANNOUP01.BMP|ANNODN01.BMP<Annotate()<<1}  
{ewc rhgbtn32.dll, BlueSkyHelpButton, g<PREVSM.BMP|PREVSM.BMP< Prev()<<1} {ewc rhgbtn32.dll, BlueSkyHelpButton,  
g<NEXTSM.BMP|NEXTSM.BMP<Next()<<1}
```

## Basic Site Preferences

Site Preferences allow you to create site specific settings to control the synchronization of such things as activities and e-mail, as well as allowing you to further configure the site for synchronization, if desired. This topic provides a brief description of each option available from this screen. Continue to the next topic and click on the popup link corresponding to the selection which interests you.

```
{ewc rhgbtn32.dll, BlueSkyHelpButton, g<MENUSM.BMP|MENUSM.BMP< JumpId(dsstutor.hlp>"main"½  
DSSTUTOR_Central_Table_of_Contents);CloseWindow("central")<<1} {ewc rhgbtn32.dll, BlueSkyHelpButton, g<MAINSM.BMP|  
MAINSM.BMP<JumpKeyword("ds.hlp"½"contents")<<1} {ewc rhgbtn32.dll, BlueSkyHelpButton, g<EXITSM.BMP|  
EXITSM.BMP<Exit()<<1} {ewc rhgbtn32.dll, BlueSkyHelpButton, g<ANNOUP01.BMP|ANNODN01.BMP<Annotate()<<1} {ewc  
rhgbtn32.dll, BlueSkyHelpButton, g<PREVSM.BMP|PREVSM.BMP<Prev()<<1} {ewc rhgbtn32.dll, BlueSkyHelpButton,  
g<NEXTSM.BMP|NEXTSM.BMP<Next()<<1}
```

## Basic Site Preferences

[This site is a Satellite Server](#)

[Set this site's date format to:](#)

[Synchronize Email](#)

[Synchronize linked activities](#)

[Synchronize unlinked activities](#)

[Update central user list](#)

[Delete users at this site who don't exist on the DSS user list for this site](#)

[Validate contact record revisions at field level](#)

[Send TeleMagic Update](#)

[Files From](#)

[Apply these settings to all sites](#)

[Do not create packets for this site](#)

[Do not accept packets from this site](#)

[Use Global Transport Configuration](#)

[Transport Method](#)

[Transfer E-mail using the Automation Server](#)

Continue to the next topic when you are satisfied with the basic preferences.

```
{ewc rhgbtn32.dll, BlueSkyHelpButton, g<MENUSM.BMP|MENUSM.BMP< JumpId(dsstutor.hlp>"main"i½  
DSSTUTOR_Central_Table_of_Contents);CloseWindow("central")<<1} {ewc rhgbtn32.dll, BlueSkyHelpButton, g<MAINSM.BMP|  
MAINSM.BMP<JumpKeyword("ds.hlp"i½"contents")<<1} {ewc rhgbtn32.dll, BlueSkyHelpButton, g<EXITSM.BMP|  
EXITSM.BMP<Exit()<<1} {ewc rhgbtn32.dll, BlueSkyHelpButton, g<ANNOUNP01.BMP|ANNODN01.BMP<Annotate()<<1}{ewc  
rhgbtn32.dll, BlueSkyHelpButton, g<PREVSM.BMP|PREVSM.BMP<Prev()<<1} {ewc rhgbtn32.dll, BlueSkyHelpButton,  
g<NEXTSM.BMP|NEXTSM.BMP<Next()<<1}
```

## Set Activity Filter Criteria

Click **Edit Activity Filter Criteria**.

```
{ewc rhgbtn32.dll, BlueSkyHelpButton, g<MENUSM.BMP|MENUSM.BMP< JumpId(dsstutor.hlp>"main"i½  
DSSTUTOR_Central_Table_of_Contents);CloseWindow("central")<<1} {ewc rhgbtn32.dll, BlueSkyHelpButton, g<MAINSM.BMP|  
MAINSM.BMP<JumpKeyword("ds.hlp"i½"contents")<<1} {ewc rhgbtn32.dll, BlueSkyHelpButton, g<EXITSM.BMP|  
EXITSM.BMP<Exit()<<1} {ewc rhgbtn32.dll, BlueSkyHelpButton, g<ANNOUP01.BMP|ANNODN01.BMP<Annotate()<<1}  
{ewc rhgbtn32.dll, BlueSkyHelpButton, g<PREVSM.BMP|PREVSM.BMP<Prev()<<1} {ewc rhgbtn32.dll, BlueSkyHelpButton,  
g<NEXTSM.BMP|NEXTSM.BMP<Next()<<1}
```

## Choose Activities

If you have selected to include unlinked or linked activities in a synchronization, you can further filter what activities should be included through the options in this dialog box. Click the popup link for each available selection for a brief explanation.

[Select activities based on new transactions](#)

[Select all activities, ignore transactions](#)

[Include activities assigned to users at site](#)

[Include activities assigned by users at site](#)

[Include activities which are completed](#)

[Synchronize activities which have been deleted](#)

```
{ewc rhgbtn32.dll, BlueSkyHelpButton, g<MENUSM.BMP|MENUSM.BMP< JumpId(dsstutor.hlp>"main"½  
DSSTUTOR_Central_Table_of_Contents);CloseWindow("central")<<1} {ewc rhgbtn32.dll, BlueSkyHelpButton, g<MAINSM.BMP|  
MAINSM.BMP<JumpKeyword("ds.hlp"½"contents")<<1} {ewc rhgbtn32.dll, BlueSkyHelpButton, g<EXITSM.BMP|  
EXITSM.BMP<Exit()<<1} {ewc rhgbtn32.dll, BlueSkyHelpButton, g<ANNOUP01.BMP|ANNODN01.BMP<Annotate()<<1}{ewc  
rhgbtn32.dll, BlueSkyHelpButton, g<PREVSM.BMP|PREVSM.BMP<Prev()<<1} {ewc rhgbtn32.dll, BlueSkyHelpButton,  
g<NEXTSM.BMP|NEXTSM.BMP<Next()<<1}
```

## Activity Filter Preferences Complete

Click **OK**.

```
{ewc rhgbtn32.dll, BlueSkyHelpButton, g<MENUSM.BMP|MENUSM.BMP< JumpId(dsstutor.hlp>"main"/½  
DSSTUTOR_Central_Table_of_Contents);CloseWindow("central")<<1} {ewc rhgbtn32.dll, BlueSkyHelpButton, g<MAINSM.BMP|  
MAINSM.BMP<JumpKeyword("ds.hlp"/½"contents")<<1} {ewc rhgbtn32.dll, BlueSkyHelpButton, g<EXITSM.BMP|  
EXITSM.BMP<Exit()<<1} {ewc rhgbtn32.dll, BlueSkyHelpButton, g<ANNOUP01.BMP|ANNODN01.BMP<Annotate()<<1}  
{ewc rhgbtn32.dll, BlueSkyHelpButton, g<PREVSM.BMP|PREVSM.BMP<Prev()<<1} {ewc rhgbtn32.dll, BlueSkyHelpButton,  
g<NEXTSM.BMP|NEXTSM.BMP<Next()<<1}
```

## Initialization

Click **Initialization**.

```
{ewc rhgbtn32.dll, BlueSkyHelpButton, g<MENUSM.BMP|MENUSM.BMP< JumpId(dsstutor.hlp>"main"½  
DSSTUTOR_Central_Table_of_Contents);CloseWindow("central")<<1} {ewc rhgbtn32.dll, BlueSkyHelpButton, g<MAINSM.BMP|  
MAINSM.BMP<JumpKeyword("ds.hlp"½"contents")<<1} {ewc rhgbtn32.dll, BlueSkyHelpButton, g<EXITSM.BMP|  
EXITSM.BMP<Exit()<<1} {ewc rhgbtn32.dll, BlueSkyHelpButton, g<ANNOUP01.BMP|ANNODN01.BMP<Annotate()<<1}  
{ewc rhgbtn32.dll, BlueSkyHelpButton, g<PREVSM.BMP|PREVSM.BMP<Prev()<<1} {ewc rhgbtn32.dll, BlueSkyHelpButton,  
g<NEXTSM.BMP|NEXTSM.BMP<Next()<<1}
```



## Initialization Settings

Site Initialization allows you to use synchronization to initialize your remote installation by preparing the databases and certain areas of security. You can also include options in an initialization that are not included in a standard synchronization.

Choose from the Initialization Settings radio buttons to specify when to perform a complete initialization when synchronizing.

### Initialization Settings Radio Buttons

#### Apply these settings to all sites

```
{ewc rhgbtn32.dll, BlueSkyHelpButton, g<MENUSM.BMP|MENUSM.BMP< JumpId(dsstutor.hlp>"main"½  
DSSTUTOR_Central_Table_of_Contents);CloseWindow("central")<<1} {ewc rhgbtn32.dll, BlueSkyHelpButton, g<MAINSM.BMP|  
MAINSM.BMP<JumpKeyword("ds.hlp"½"contents")<<1} {ewc rhgbtn32.dll, BlueSkyHelpButton, g<EXITSM.BMP|  
EXITSM.BMP<Exit()<<1} {ewc rhgbtn32.dll, BlueSkyHelpButton, g<ANNOUP01.BMP|ANNODN01.BMP<Annotate()<<1} {ewc  
rhgbtn32.dll, BlueSkyHelpButton, g<PREVSM.BMP|PREVSM.BMP<Prev()<<1} {ewc rhgbtn32.dll, BlueSkyHelpButton,  
g<NEXTSM.BMP|NEXTSM.BMP<Next()<<1}
```

## Initialization Options

### Click Initialization Opts.

```
{ewc rhgbtn32.dll, BlueSkyHelpButton, g<MENUSM.BMP|MENUSM.BMP< JumpId(dsstutor.hlp>"main"½  
DSSTUTOR_Central_Table_of_Contents);CloseWindow("central")<<1} {ewc rhgbtn32.dll, BlueSkyHelpButton, g<MAINSM.BMP|  
MAINSM.BMP<JumpKeyword("ds.hlp"½"contents")<<1} {ewc rhgbtn32.dll, BlueSkyHelpButton, g<EXITSM.BMP|  
EXITSM.BMP<Exit()<<1} {ewc rhgbtn32.dll, BlueSkyHelpButton, g<ANNOUP01.BMP|ANNODN01.BMP<Annotate()<<1}  
{ewc rhgbtn32.dll, BlueSkyHelpButton, g<PREVSM.BMP|PREVSM.BMP<Prev()<<1} {ewc rhgbtn32.dll, BlueSkyHelpButton,  
g<NEXTSM.BMP|NEXTSM.BMP<Next()<<1}
```

## Setting Initialization Options

This page is concerned with **Initialization Options**.

[Rename synchronized databases which already exist](#)

[Complete database file transfer \(No Contact Records\)](#)

[Transfer contact and activity records](#)

[Delete existing contact records from existing databases](#)

[Delete existing activity records](#)

[Override existing users preferences with defaults](#)

[Transfer Scripts](#)

[Add Supervisor User \(SUP\)](#)

[Send TeleMagic Upgrade](#)

[Site Time Zone](#)

[Use Daylight Savings Time](#)

[Remote Security Settings](#)

[Apply these Settings \(options\) to all Sites](#)

```
{ewc rhgbtn32.dll, BlueSkyHelpButton, g<MENUSM.BMP|MENUSM.BMP< JumpId(dsstutor.hlp>"main"1/2
DSSTUTOR_Central_Table_of_Contents);CloseWindow("central")<<1} {ewc rhgbtn32.dll, BlueSkyHelpButton, g<MAINSM.BMP|
MAINSM.BMP<JumpKeyword("ds.hlp"1/2"contents")<<1} {ewc rhgbtn32.dll, BlueSkyHelpButton, g<EXITSM.BMP|
EXITSM.BMP<Exit()<<1} {ewc rhgbtn32.dll, BlueSkyHelpButton, g<ANNOUP01.BMP|ANNODN01.BMP<Annotate()<<1}
{ewc rhgbtn32.dll, BlueSkyHelpButton, g<PREVSM.BMP|PREVSM.BMP<Prev()<<1} {ewc rhgbtn32.dll, BlueSkyHelpButton,
g<NEXTSM.BMP|NEXTSM.BMP<Next()<<1}
```

## Attach File Set

### Click **File Set**.

```
{ewc rhgbtn32.dll, BlueSkyHelpButton, g<MENUSM.BMP|MENUSM.BMP< JumpId(dsstutor.hlp>"main"½  
DSSTUTOR_Central_Table_of_Contents);CloseWindow("central")<<1} {ewc rhgbtn32.dll, BlueSkyHelpButton, g<MAINSM.BMP|  
MAINSM.BMP<JumpKeyword("ds.hlp"½"contents")<<1} {ewc rhgbtn32.dll, BlueSkyHelpButton, g<EXITSM.BMP|  
EXITSM.BMP<Exit()<<1} {ewc rhgbtn32.dll, BlueSkyHelpButton, g<ANNOUP01.BMP|ANNODN01.BMP<Annotate()<<1}  
{ewc rhgbtn32.dll, BlueSkyHelpButton, g<PREVSM.BMP|PREVSM.BMP<Prev()<<1} {ewc rhgbtn32.dll, BlueSkyHelpButton,  
g<NEXTSM.BMP|NEXTSM.BMP<Next()<<1}
```

## Select File Set

File sets allow you to send groups of files to your remote sites. (They are created using the Edit Global File Set option off the Options dialog box. See the online help for more details.) You can use this dialog box to select a file set to send to this site. Select the file set to be attached from the drop down list.

```
{ewc rhgbtn32.dll, BlueSkyHelpButton, g<MENUSM.BMP|MENUSM.BMP< JumpId(dsstutor.hlp>"main"½  
DSSTUTOR_Central_Table_of_Contents);CloseWindow("central")<<1} {ewc rhgbtn32.dll, BlueSkyHelpButton, g<MAINSM.BMP|  
MAINSM.BMP<JumpKeyword("ds.hlp"½"contents")<<1} {ewc rhgbtn32.dll, BlueSkyHelpButton, g<EXITSM.BMP|  
EXITSM.BMP<Exit()<<1} {ewc rhgbtn32.dll, BlueSkyHelpButton, g<ANNOUP01.BMP|ANNODN01.BMP<Annotate()<<1}  
{ewc rhgbtn32.dll, BlueSkyHelpButton, g<PREVSM.BMP|PREVSM.BMP<Prev()<<1} {ewc rhgbtn32.dll, BlueSkyHelpButton,  
g<NEXTSM.BMP|NEXTSM.BMP<Next()<<1}
```

## Set Transaction Date

### Click **Transaction Date**.

```
{ewc rhgbtn32.dll, BlueSkyHelpButton, g<MENUSM.BMP|MENUSM.BMP< JumpId(dsstutor.hlp>"main"½  
DSSTUTOR_Central_Table_of_Contents);CloseWindow("central")<<1} {ewc rhgbtn32.dll, BlueSkyHelpButton, g<MAINSM.BMP|  
MAINSM.BMP<JumpKeyword("ds.hlp"½"contents")<<1} {ewc rhgbtn32.dll, BlueSkyHelpButton, g<EXITSM.BMP|  
EXITSM.BMP<Exit()<<1} {ewc rhgbtn32.dll, BlueSkyHelpButton, g<ANNOUP01.BMP|ANNODN01.BMP<Annotate()<<1}  
{ewc rhgbtn32.dll, BlueSkyHelpButton, g<PREVSM.BMP|PREVSM.BMP<Prev()<<1} {ewc rhgbtn32.dll, BlueSkyHelpButton,  
g<NEXTSM.BMP|NEXTSM.BMP<Next()<<1}
```

## Transaction Cutoff Date

Data Synchronization keeps all changes to your central installation in transaction files. Each time a server processes a site, it looks for the date and time that a packet was last created for that site. Transactions entered after that date/time in the current packet will be included in the synchronization. You can use a transaction cutoff date to specify an earlier date and time, if necessary.

Enter the earliest date and time for transactions to be included in the packet in these fields. Leave these fields blank to only include transactions following the most recent packet.

```
{ewc
rhgbtn3
2.dll,
BlueSk
yHelpB
utton,
g<MEN
UUP.B
MP|
MENU
SM.BM
P<Jum
pld(dss
tutor.hl
p>"mai
n"i_1/2
DSSTU
TOR_C
entral_
Table_
of_Con
tents);
Close
Windo
w("cent
ral")<<
1}
```

Conen  
ts

```
{ewc
rhgbtn32.dll,
BlueSkyHelp
Button,
g<MAINUP.B
MP|
MAINDN.BM
P<JumpKey
word("ds.hlp"
i_1/2"contents
")<<1}
```

TeleMagic  
Help

```
{ewc
rhgbtn32.d
ll,
Blue
SkyH
elpB
utton,
g<EX
ITUP.
BMP|
EXIT
DN.B
MP<
Exit()
<<1}
```

Exit

```
{ewc
rhgbtn3
2.dll,
BlueSky
HelpButt
on,
g<ANUP
LG01.B
MP|
ANDNL
G01.BM
P<Annot
ate()<<1
}
```

Annotat  
e

```
{ewc
rhgbtn
32.dll,
BlueSk
yHelpB
utton,
g<PRE
VUP.B
MP|
PREV
DN.BM
P<Prev
()<<1}
```

Back

```
{ewc
rhgbtn32.dl
l,
BlueSkyHe
lpButton,
g<NEXTU
P.BMP|
NEXTDN.B
MP<Next()
<<1}
```

Next

## Site Preferences Set

Click **OK**.

```
{ewc rhgbtn32.dll, BlueSkyHelpButton, g<MENUSM.BMP|MENUSM.BMP< JumpId(dsstutor.hlp>"main"½  
DSSTUTOR_Central_Table_of_Contents);CloseWindow("central")<<1} {ewc rhgbtn32.dll, BlueSkyHelpButton, g<MAINSM.BMP|  
MAINSM.BMP<JumpKeyword("ds.hlp"½"contents")<<1} {ewc rhgbtn32.dll, BlueSkyHelpButton, g<EXITSM.BMP|  
EXITSM.BMP<Exit()<<1} {ewc rhgbtn32.dll, BlueSkyHelpButton, g<ANNOUP01.BMP|ANNODN01.BMP<Annotate()<<1}  
{ewc rhgbtn32.dll, BlueSkyHelpButton, g<PREVSM.BMP|PREVSM.BMP<Prev()<<1} {ewc rhgbtn32.dll, BlueSkyHelpButton,  
g<NEXTSM.BMP|NEXTSM.BMP<JumpId(DSSTUTOR.HLP½ DSSTUTOR_Save_Site)<<1}
```



**Satellite Server**

Select this check box to make the site a satellite. A satellite site can synchronize with a central site and its own remote site. This option is reserved for the Central Site — if you are setting up sites within a Satellite Site, this option will be disabled.

**Set this site's date format to:**

Data Synchronization Server will use this format to determine which part of a date in a memo field contains the month, the date, and the year when placing notes in memo fields in chronological order. Select a date format from the drop-down list and encourage users at all sites to consistently use it when date stamping their memo fields.

**Synchronize Email**

Mark this check box to synchronize e-mail to users at this site.

**Synchronize linked activities**

Mark this check box to synchronize activities at this site that are linked to a contact. Linked activities will only be synchronized if the contact to which they are linked exists in the target database.

**Synchronize unlinked activities**

Mark this check box to synchronize users' personal activities.

**Update central user list**

Mark this check box to enable supervisors at the remote site to perform maintenance on the users directly at the remote site. When synchronization is performed from the remote to the central location, Data Synchronization will match the central user list with the user list at the remote site, adding and deleting users when necessary.

**Delete users at this site who don't exist on the DSS user list for this site**

This option is used to maintain control at the central installation of the users who are able to access the remote installation of TeleMagic. When marked, if a user is added at the remote site who does not exist on the site's user list maintained in Data Synchronization at the central installation, that user will be deleted from the site when synchronization is performed. If this is unmarked, users deleted from the site's user list will not be removed from the installation of TeleMagic. If Update central user list is also marked, the user will be re-added to the site's central user list when synchronization is performed. If Update central user list is not marked, the user will exist at the site, but will not be included in synchronization. This will allow you to keep individual users at a site from synchronizing e-mail and activities.

**Validate contact record revisions at field level**

Mark this check box to have Data Synchronization reference the date of an incoming transaction against the last date and time a field was edited in the target site, and retain the most recent edit.



**Send TeleMagic Update**

This option allows you to quickly update synchronized installations with new TeleMagic files. Having this check box marked will cause Data Synchronization Server to search for new TeleMagic files in your central installation each time you synchronize the site. Any new files that are located will be included in the outbox packet and copied to your remote installation. Be aware that there is a distinction between an upgrade and an update. See the DSS online help for more information.

**Files From**

When an update file is synchronized, Data Synchronization Server notes the date on which it was sent. With each subsequent synchronization, it compares the date of the TeleMagic files at the central installation to that date. If any are dated later than the date recorded the last time an update was sent, those files will be included in the outbox packet. If, you have files that are dated earlier than the date the last update was sent, or if for any reason the site did not receive an update, you can specify a date in the Files From field. If there is an entry in this field, Data Synchronization Server will take all files from that date forward.

**Apply these settings to all sites**

If all of your sites will be using the same or similar settings, mark this check box to quickly copy these settings to all other remote sites. Individual sites can be edited if necessary.

**Do not create packets for this site**

Mark this check box to keep the server from creating outbox packets for this site.

**Do not accept packets from this site**

Mark this check box to prevent the server from accepting incoming packets from this site.

**Select activities based on new transactions**

Choose this radio button to only include activities that have been changed since the last synchronization.

**Select all activities, ignore transactions**

Choose to include all activities in the outgoing packet.

**Include activities assigned to users at site**

Mark this check box to include all activities normally appearing on the calendars of the users at the remote sites.



**Include activities assigned by users at site**

Mark this check box to include activities created by users at the current site that have been assigned to users at other locations.

**Include activities which are completed**

Mark this check box to include completed activities assigned to and/or by users at this site.

**Synchronize activities which have been deleted**

Mark this check box to include deleted activities that were assigned to and/or by users.

### **Initialization Settings**

- Select Do not initialize this site if you do not want to perform initialization.
- Select Initialize this site one time only to perform the initialization the first time you synchronize, and a standard synchronization each time thereafter.
- Select Initialize this site continuously to perform the initialization each time you synchronize.

**Apply these settings to all sites**

Mark this check box if you would like the initialization performed for all sites based on the radio button selections.

**Rename synchronized databases which already exist**

If you wish to synchronize databases existing at the central installation to the remote site, but do not wish to overwrite any databases already existing at the remote sites that happen to have the same name, use this check box to cause Data Synchronization Server to rename the databases at the remote sites. Data Synchronization Server will look for matching databases, but instead of synchronizing them, it will rename the database in the remote installation. If you have Complete database file transfer (No Contact Records) selected, a new database will be added at the remote site while retaining the original.

**Complete database file transfer (No Contact Records)**

Mark this check box to have Data Synchronization Server transfer all structural information (i.e., the options available at the Database Files To Transfer dialog box in Database Preferences) for a database to the remote site. (Selecting this option will cause all structural data to be sent, overriding any individual settings you may have made in the Database Files To Transfer dialog box.)

**Transfer contact and activity records**

Mark this check box to include all contact and activity records in your selected filters in the outgoing packet, whether there are transactions for them or not.



**Delete existing contact records from existing databases**

Mark this check box to empty the existing database at the remote site in preparation for importing records from the central installation on synchronization.

**Delete existing activity records**

Mark this check box to empty the activity database (the database that stores the information that appears on the calendars in TeleMagic) in preparation for importing activities and To-Dos from the central installation on synchronization.

**Override existing users preferences with defaults**

Mark this check box to force all existing users to use the preference settings of the user selected in Options. (See the online help for more details.)

**Transfer Scripts**

Mark this check box to send a copy of all of the scripts created in Options to the remote site. (See the online help for more details.)

**Add Supervisor User (SUP)**

Mark this check box to create a new supervisor user with the ID SUP at the remote site. This user will be added to the remote site's central user list and will be added at the site with the next synchronization.

## **Send TeleMagic Upgrade**

Mark this check box to send a complete TeleMagic upgrade to the remote. This option allows you to automatically upgrade your remote sites through synchronization, rather than upgrading each site manually. By default Data Synchronization Server will only include files that are dated later than the last upgrade files that were synchronized. If, for any reason, the site did not receive an upgrade, you can specify a date in the Files From field. If there is an entry in this field, Data Synchronization Server will take all files from that date forward. For more information on upgrading via synchronization, see the Send TeleMagic Upgrade topic in the online help.

**Password**

If you have selected Add Supervisor User (SUP) the password SUPERVISOR will be assigned to this user by default. Enter a new password in this field if necessary.

**Site Time Zone**

Use this drop down list to select the time zone in which the site is located. Time zone is a factor when determining the most recent edit to a field.



**Use Daylight Savings Time**

Mark this check box if the time zone selected observes daylight savings time. Data Synchronization will automatically adjust the time when appropriate.

**Apply these settings (options) to all Sites**

If all or most of your sites will use the same initialization settings, mark this check box to copy these settings to all sites. You can edit individual sites if necessary.

**Remove existing security group**

Mark this check box to delete all existing security groups from your remote site and assign all users to the group selected in Global Options.

**Apply default security group to all users at site**

Mark this check box to transfer all existing users to the group selected in Global Options. The existing groups will be retained for future use.

**Include these records:**

Choose a filter from this drop down list to further specify the group of records you want synchronized.

**Select records based on new transactions**

Choose this radio button if you want to include only the records that have changed since the last synchronization in your outgoing packet.

**Select all records, ignore transactions**

Choose this radio button if you want to include all records in a specified filter, regardless of whether or not they have changed since the last synchronization.

**Only accept records from site which are in this filter**

Mark this check box to apply the selected filter both to records going from the central site to the remote sites, and to records coming from the remote sites to the central.



**Initialize records when filtered data changes**

Mark this check box if you would like to initialize records when the information in the filter fields changes.

### **Level Radio Buttons**

Choose the lowest level you wish to have synchronized from the Level radio buttons. Data from higher levels will also be included. (For example, if you choose Level 2, Level 1 will be included, but not Level 3.)

## Buttons used in this tutorial



Data Synchronization Help. You can go to the Data Synchronization using this button. From there, you can use the **Back** button to return to the topic you left.



Exit this Tutorial



Return to Table of Contents



Move to the Next Topic



Back to the Previous Topic



Repeat Procedure



Optional Procedure



Annotation. This button will open a window allowing you to add a note to the current topic. Annotations are held in a file called DSSTUTOR.ANN. This file will be located in the WINDOWS/HELP directory of the workstation where they are created. To share annotations, copy DSSTUTOR.ANN to the WINDOWS/HELP directory of the workstation where you wish to provide access to your annotations.

**Accept new contact records**

Mark this checkbox if you would like contact records added in one installation also added to the others.

**Synchronize deleted contact records**

Mark this check box if you would like the contact records that have been deleted in one installation also deleted in others.

**Synchronize embedded OLE fields**

Mark this check box if you would like to be able to synchronize any changes made to your embedded OLE objects. (Linked OLE objects will not be included.)

**Include linked activities for this database**

Mark this check box to synchronize any activities linked to contacts in this database. (If selected, the activities must also meet the activity filter criteria established for each site. See the topic **Activity Filters** in the online help for more information.)

**Apply these settings to all Sites**

If you have unlinked any sites from these global defaults, mark this check box to apply the current settings to those sites. (This will not re-link the site; it is merely a quick way of transferring edits.) This option will be dimmed (unavailable) if you have accessed this dialog box from the Site Database Preferences button.



**Export Field Selection: Level 1, Level 2, Level 3**

Click on the appropriate button to bring up a dialog box where you can select any fields you do not wish to have synchronized for this database.

**Database Structure/ Views**

Mark this check box to include any structural changes made to the database, including new and changed fields and changes made with the screen designer. Specify when to include structural changes by selecting either Transfer When Changed or Always Transfer.

## **Filters**

Mark this check box to merge the list of filters in the remote sites with the list of filters in the central installation.

## **Indexes**

Mark this check box to overwrite the list of indexes in the remote sites with the list of indexes in the central installation.

## **Listboxes**

Mark this check box to overwrite the list of list boxes in the remote sites with those in the central installation. This will include list boxes stored in the database directory and those stored in the TeleMagic global directory

**Create Database if not found**

Mark this check box to have Data Synchronization add the database to the remote sites if it does not already exist. (If you mark this check box without marking Database Structure/Screens, a database will be created without fields or structure.)

**Transfer Database Preferences**

Mark this check box to have Data Synchronization overwrite internal TeleMagic Database Preferences, such as key fields and level names, with the Database Preferences from the central location.

**Global Setup**

Mark the Global Setup check box if you would like to report on your Global Setup. This includes default preferences, security, file sets, and scripts. Unmark it if you do not want global setup options included in the report.



## **Server Options**

If you would like your report to include information on your Server Options settings, mark the Server Options check box. (This includes inbox and outbox options and other system-wide settings.)  
Unmark this check box if you do not want data pertaining to Server Options included in the report.

## Server Setup

Use this drop down list if you would like to report on the servers you have set up. This will include information on how processing occurs by the specified server(s). Select All Servers to include information on every server you have set up; select a specific server from the list to only include information on that server; or select None if you do not want to include server information. You have the option of reporting on Global Database Preferences and field rules for a specific database or all databases.

## **Global Database**

Use this drop down list drop-down list to select the database(s) you would like included in the report. If you select All Databases, you will be able to report on field rules for all databases in your central installation (whether they are synchronized or not) and preferences for all databases synchronized globally. If you select an individual database, you will be able to report on field rules for that database and preferences if it is synchronized globally. (If it is not, the Database Preferences check box will be unavailable.) If you select None, no global settings will be included.

If you selected All Databases or a specific database that is synchronized globally in the Global Database list, the Database Preferences check box will be available.

## **Database Preferences**

If you would like to include preferences for the selected database(s), mark the Database Preferences check box. Unmark it if you do not wish to report on preferences.

**Include Field Rules**

If you would like to include field rules for the databases indicated on the right side of this dialog box, mark the Include All Field Rules and indicate synchronized fields check box. This will list every field and its field rule. It will also indicate which fields are included in synchronization for any databases that use the global database preferences.

**Note:**

If you unmark both Database Preferences and Include All Field Rules and indicate synchronized fields, the Global Database list will become disabled.

## **Site Setup**

Select the site(s) on which you would like to report from the drop-down list. If you select All Sites, every site you have set up will be included. If you select an individual site, only information pertaining to that site will be included in the report. If you select None, the following site specific options will be unavailable. No site specific information will be included.

If you have selected anything other than None in the Site Setup drop-down list, the Site Preferences check box will become available.

## **Site Preferences**

Mark the Site Preferences check box if you would like to report on the site preferences for the selected site(s).

If you have selected anything other than None in the Site Setup drop-down list, the Site User List check box will become available.

**Site User List**

If you would like to include the list of users established in Remote User Maintenance for this site, mark the Site User List check box. Unmark it if you do not want to include the list of users.



## **Site Database**

Select the database(s) on which you wish to report from the Site Database drop-down list. If you select All Databases, preference settings for all databases that are being synchronized to the selected site(s) will be included in the report. If you select a specific database, only the preference settings for the specified database will be included in the report. If you select None, you will not receive site specific Database Preference information in the report.

### **Note:**

If you have selected a single site that is using the global settings, the Site Database Preferences option will be dimmed.

**Site Database Preferences**

Mark the Site Database Preferences check box to include the database preference information (except the list of fields being synchronized). Unmark it if you do not wish to include preferences

### **List Synchronized Fields**

If you would like to include the list of fields selected in Database Preferences for the site, mark the List Synchronized Fields check box. Unmark it if you do not want to include the list of fields.

**Note:**

If you unmark both Site Database Preferences and List Synchronized Fields, the Site Database list will become disabled.

**View**

Click this button to preview the report. When you are finished viewing the report, click OK.

**Print**

Click this button to print the report.

**Close**

Click Close to exit the Server Setup Report dialog box.

**Describe this step**

Enter a description of the step in this field.

**Run this step at**

Select Absolute Time to set a time for the step to begin in a 12-hour format, followed by an a for a.m. or p for p.m.

Select Relative Time to set the time in minutes for this step to begin, relative to the time established for the previous step or to launching the script if it is the first step.



**and do the following**

Use the drop down list to specify what occurs in this step:

Select Process Inbox to process any packet from the central installation currently in the site's inbox.

Select Process Outbox to process existing transaction records into an outgoing packet and place it in the site's outbox.

Select Delete Outbox Packet to delete a packet from the outbox at the remote site. (For example, this can be used to delete an old outbox packet prior to creating a new one.) Care should be used not to delete a packet that has not been received by the central installation.

Select Send Packet via FTP to upload a remote site's synchronization packet to the FTP site (defined in Maintenance, Communications).

Select Retrieve Packet via FTP to download a remote site's synchronization packet from the FTP site.

Select Send/Retrieve Packet via FTP to perform both an upload and download of a remote site's synchronization packet in one script step.

Select Run a Program to run another program to perform such functions as executing a batch file to transfer the contents of your outbox over modem to the central installation.

**Program to Run**

If you selected Run a Program for this step, enter the path and executable name for the file. (You should make sure the program exists at the remote site. If it does not, you can copy it to the remote site from the central site using the File Sets option.) If the directory structure at the remote sites is the same or similar to the central site, you can use the Run a Program to open a Windows Open File dialog box to select the program. Edit the path as necessary. (Keep in mind that this script may be transferred to multiple sites. If the directory structure is different at each site, users at the remote sites should be alerted that they need to edit the script.)

**Save Script/Save**

Click Save Script to save the script and return to the Scripting dialog box.

When you add or edit a step in the script, the Save Script button will toggle to a Save button. Click Save to save the current step.

**Process one time**

Select Process one time if this workstation will not be used exclusively for processing packets for database synchronization. When this is selected, after processing the inbox and /or outbox, process mode will shut down and you will be returned to the main TeleMagic Data Synchronization Server dialog box where you can exit Data Synchronization if necessary.

**Process Continuously**

Select Process Continuously if you would like to place this server in Process mode and leave it.

**Process one time, then exit**

Select Process one time, then exit, if this workstation will not be used exclusively for processing packets for database synchronization. When this is selected, after processing the inbox and/or outbox, process mode will shut down and Data Synchronization will exit.

**Inbox**

Select Inbox if you would like the server to process the inbox exclusively.

**Outbox**

Select Outbox if you would like the server to process the outbox exclusively.



**Both Boxes**

Select Both Boxes if you would like to process both the inbox and the outbox.

**Process Times**

Enter the time range when you would like to process in the Process Times fields. The Dial Up Server will not dial out if the current system time is outside of the specified times. If you are already connected to the Internet, the Dial Up Server will not transfer or retrieve files outside of the specified times.

**Cancel**

Click on this button to return to the Data Synchronization Server - Central Maintenance screen without saving your selections.

**Rebuild**

Clicking this button will allow you to rebuild the files within a server to keep your site performing optimally.

**Log Maintenance**

Clicking this button will allow you to check the status of each synchronization process. This can be useful in troubleshooting, or in simply keeping track of what has been processed.

**Date Conversion**

Clicking this button will allow you to convert existing dates in memo and Last Revision fields in the central installation of TeleMagic to a new date format.

**Cancel**

Click this button to close the Satellite Settings dialog box without accepting your selections.

**Use Global Transport Configuration**

This checkbox is marked by default. Normally, each site will transfer its packets by the method set in Global Preferences. If this site is to use a different method, unmark this checkbox.



**Transport Method**

If you have chosen not to use the global transport configuration, these radio buttons will be available. Select the radio button to determine which transport option will be used with this site.

**Transfer E-mail using the Automation Server**

If you have chosen not to use the global transport configuration and the method that you have chosen is e-mail, this option will be available. When you choose to transfer via e-mail using the Automation Server, you will need to select a queue from the drop-down list. IN order to use this feature, you will also need to set up the Automation Server for e-mail transfer.

### **Remote Security Settings**

To change security settings at the current site, select the radio button indicating the desired action to be taken.

## Setting Up the Satellite Server

This procedure will step you through the basic setup of your DSS satellite site.

### Initial Satellite Site Setup

You will need to receive an init packet from your Central site before this procedure can be completed.

When you have set up this site, and have set up synchronization at your Central site, you may wish to customize your installation, select a procedure:

[Add/Edit Site](#)

[Select Database\(s\) to Synchronize](#)

[Database Preferences](#)

[Unlinking a Site from Global Preferences](#)

[Server Options](#)

[DSS Reports](#)

[Default Security Preferences](#)

[Global File Sets](#)

[Edit Global Scripts](#)

[Field Rules](#)

[Server Setup](#)

[Advanced Site Preferences](#)

[Process Packets](#)

**Replace this when it can be updated**

Packet Transfer Setup

## Data Synchronization Server Satellite Site Setup

Satellite sites allow you a level of flexibility in synchronizing your data. Satellite sites are optional.

{ewc rhgbt n32.dll l, BlueS kyHel pButt on, g<ME NUU P.BM P  MEN USM. BMP <Jum pld(d sstuto r.hlp> maini ¿½D STTR S_Sat ellite_ Table _of_C onten ts);Cl oseW indow ("Sate lite")< <1}	{ewc rhgbtn32. dll, BlueSkyH elpButton, g<MAINU P.BMP  MAINSM. BMP<Jum pKeyword ("ds.hlp"i¿ ½"content s")<<1}	{ew c rhg btn3 2.dll , Blu eSk yHe lpB utto n, g<E XIT UP. BM P  EXI TD N.B MP <Exi t()< <1}	{ewc rhgbtn32. dll, BlueSkyH elpButton , g<ANUPL G01.BMP   ANDNLG 01.BMP< Annotate( )<<1}	{ewc rhgbtn32 .dll, BlueSky HelpButt on, g<NEXT UP.BMP  NEXTD N.BMP< Next()<< 1}
Conte nts	TeleMagic Help	Exit	Annotate	Next

## Begin Satellite Setup

From the **Setup** menu, select **Site Maintenance**.

```
{ewc rhgbtn32.dll, BlueSkyHelpButton, g<MENUSM.BMP|  
MENUSM.BMP<JumpId(Dsstutor.hlp>main;½DSTTRS_Satellite_Table_of_Contents);CloseWindow("  
Satellite")<<1} {ewc rhgbtn32.dll, BlueSkyHelpButton, g<MAINSM.BMP|  
MAINSM.BMP<JumpKeyword("ds.hlp"½"contents")<<1} {ewc rhgbtn32.dll, BlueSkyHelpButton,  
g<EXITSM.BMP|EXITSM.BMP<Exit()<<1} {ewc rhgbtn32.dll, BlueSkyHelpButton, g<ANNOUP01.BMP|  
ANNODN01.BMP<Annotate()<<1} {ewc rhgbtn32.dll, BlueSkyHelpButton, g<PREVSM.BMP|  
PREVSM.BMP<Prev()<<1} {ewc rhgbtn32.dll, BlueSkyHelpButton, g<NEXTSM.BMP|  
NEXTSM.BMP<Next()<<1}
```

## Add/Edit Site

Click **Add** to add a new site. (Highlight a site and click **Edit** to edit an existing site.)

```
{ewc rhgbtn32.dll, BlueSkyHelpButton, g<MENUSM.BMP|
MENUSM.BMP<JumpId(DSSTUTOR.HLP>main;½DSTTRS_Satellite_Table_of_Contents);CloseWindow("satelite");IfThen(IsM
ark("express"))½DeleteMark("express"))<<1} {ewc rhgbtn32.dll, BlueSkyHelpButton, g<MAINSM.BMP|
MAINSM.BMP<JumpKeyword("ds.hlp"½"contents")<<1} {ewc rhgbtn32.dll, BlueSkyHelpButton, g<EXITSM.BMP|
EXITSM.BMP<Exit()<<1} {ewc rhgbtn32.dll, BlueSkyHelpButton, g<ANNOUP01.BMP|ANNODN01.BMP<Annotate()<<1}
{ewc rhgbtn32.dll, BlueSkyHelpButton, g<PREVSM.BMP|PREVSM.BMP<Prev()<<1} {ewc rhgbtn32.dll, BlueSkyHelpButton,
g<NEXTSM.BMP|NEXTSM.BMP<Next()<<1}
```



Site Name



Enter the name of the site in this field.

```
{ewc rhgbtn32.dll, BlueSkyHelpButton, g<MENUSM.BMP|
MENUSM.BMP<JumpId(DSSTUTOR.HLP>main;½DSTTRS_Satellite_Table_of_Contents);CloseWindow("satellite");IfThen(IsM
ark("express"))½DeleteMark("express"))<<1} {ewc rhgbtn32.dll, BlueSkyHelpButton, g<EXITSM.BMP|EXITSM.BMP<Exit()<<1}
{ewc rhgbtn32.dll, BlueSkyHelpButton, g<ANNOUP01.BMP|ANNODN01.BMP<Annotate()<<1} {ewc rhgbtn32.dll,
BlueSkyHelpButton, g<PREVSM.BMP|PREVSM.BMP<Prev()<<1} {ewc rhgbtn32.dll, BlueSkyHelpButton, g<NEXTSM.BMP|
NEXTSM.BMP<Next()<<1}
```

## Site ID

Enter the 3-character Site ID. Each site must have a unique ID.

```
{ewc rhgbtn32.dll, BlueSkyHelpButton, g<MENUSM.BMP|
MENUSM.BMP<JumpId(DSSTUTOR.HLP>main;½DSTTRS_Satellite_Table_of_Contents);CloseWindow("satelite");IfThen(IsM
ark("express"))½DeleteMark("express"))<<1} {ewc rhgbtn32.dll, BlueSkyHelpButton, g<MAINSM.BMP|
MAINSM.BMP<JumpKeyword("ds.hlp"½"contents")<<1} {ewc rhgbtn32.dll, BlueSkyHelpButton, g<EXITSM.BMP|
EXITSM.BMP<Exit()<<1} {ewc rhgbtn32.dll, BlueSkyHelpButton, g<ANNOUP01.BMP|ANNODN01.BMP<Annotate()<<1}
{ewc rhgbtn32.dll, BlueSkyHelpButton, g<PREVSM.BMP|PREVSM.BMP<Prev()<<1} {ewc rhgbtn32.dll, BlueSkyHelpButton,
g<NEXTSM.BMP|NEXTSM.BMP<Next()<<1}
```

Save Site

Click **Save**.

```
{ewc rhgbtn32.dll, BlueSkyHelpButton, g<MENUSM.BMP|
MENUSM.BMP<JumpId(DSSTUTOR.HLP>main;½DSTTRS_Satellite_Table_of_Contents);CloseWindow("satelite");IfThen(IsM
ark("express"))½DeleteMark("express"))<<1} {ewc rhgbtn32.dll, BlueSkyHelpButton, g<MAINSM.BMP|
MAINSM.BMP<JumpKeyword("ds.hlp"½"contents")<<1} {ewc rhgbtn32.dll, BlueSkyHelpButton, g<EXITSM.BMP|
EXITSM.BMP<Exit()<<1} {ewc rhgbtn32.dll, BlueSkyHelpButton, g<ANNOUP01.BMP|ANNODN01.BMP<Annotate()<<1}
{ewc rhgbtn32.dll, BlueSkyHelpButton, g<PREVSM.BMP|PREVSM.BMP<Prev()<<1} {ewc rhgbtn32.dll, BlueSkyHelpButton,
g<NEXTSM.BMP|NEXTSM.BMP<Next()<<1}
```

## Another Site?

Follow this link to [Add Another Site](#) . If you have no more sites to add at this time, continue to the next topic.

<pre>{ewc rhgbtn3 2.dll, BlueSk yHelpB utton, g&lt;MEN UUP.B MP  MENU DN.BM P&lt;Jum pld(DS STUTO R.HLP &gt;maini i½DS TTRS_ Satellit e_Tabl e_of_C ontents );Close Windo w("sate lite");IfT hen(Is Mark(" expres s")i½ Delete Mark(" expres s"))&lt;&lt;1 }</pre>	<pre>{ewc rhgbtn32. dll, BlueSkyH elpButton, g&lt;MAINU P.BMP  MAINDN. BMP&lt;Jum pKeyword ("ds.hlp"i½ ½"content s")&lt;&lt;1}</pre>	<pre>{ew c rhg btn3 2.dll , Blu eSk on, yHe lpB utto n, g&lt;E XIT UP. BM P  EXI TD N.B MP &lt;Exi t())&lt; &lt;1}</pre>	<pre>{ewc rhgbtn n32.d ll, BlueS kyHel pButt on, g&lt;AN UPL G01. BMP  AND NLG0 1.BM P&lt;An notat e())&lt;&lt; 1}</pre>	<pre>{ewc rhgbtn 32.dll, BlueS kyHelp Button , g&lt;PR EVUP. BMP  PREV DN.B MP&lt;Pr ev())&lt;&lt; 1}</pre>	<pre>{ewc rhgbtn3 2.dll, BlueSk yHelpB utton, g&lt;REP EATUP. BMP  REPEA TDN.B MP&lt;Ju mpld(D SSTUT OR.HL P½i½ DSTTR S_Add_ Site)&lt;&lt; 1}</pre>	<pre>{ewc rhgbtn32 .dll, BlueSky HelpButt on, g&lt;NEXT UP.BMP  NEXTD N.BMP&lt; Next())&lt;&lt; 1}</pre>
Conte nts	TeleMagic Help	Exit	Annot ate	Back	Repeat Proced ure	Next

## Site(s) Added

Click **Close**.

```
{ewc rhgbtn32.dll, BlueSkyHelpButton, g<MENUSM.BMP|
MENUSM.BMP<JumpId(DSSTUTOR.HLP>main;½DSTTRS_Satellite_Table_of_Contents);CloseWindow("satelite");IfThen(IsM
ark("express"))i;½DeleteMark("express"))<<1} {ewc rhgbtn32.dll, BlueSkyHelpButton, g<MAINSM.BMP|
MAINSM.BMP<JumpKeyword("ds.hlp"i;½"contents")<<1} {ewc rhgbtn32.dll, BlueSkyHelpButton, g<EXITSM.BMP|
EXITSM.BMP<Exit()<<1} {ewc rhgbtn32.dll, BlueSkyHelpButton, g<ANNOUP01.BMP|ANNODN01.BMP<Annotate()<<1}
{ewc rhgbtn32.dll, BlueSkyHelpButton, g<PREVSM.BMP|PREVSM.BMP<Prev()<<1} {ewc rhgbtn32.dll, BlueSkyHelpButton,
g<NEXTSM.BMP|NEXTSM.BMP<Next()<<1}
```

## Add User

Your new site will need at least one user. From the **Setup** menu, select **User Maintenance**.

```
{ewc rhgbtn32.dll, BlueSkyHelpButton, g<MENUSM.BMP|
MENUSM.BMP<JumpId(DSSTUTOR.HLP>main;½DSTTRS_Satellite_Table_of_Contents);CloseWindow("satelite");IfThen(IsM
ark("express"))i½DeleteMark("express"))<<1} {ewc rhgbtn32.dll, BlueSkyHelpButton, g<MAINSM.BMP|
MAINSM.BMP<JumpKeyword("ds.hlp"i½"contents")<<1} {ewc rhgbtn32.dll, BlueSkyHelpButton, g<EXITSM.BMP|
EXITSM.BMP<Exit()<<1} {ewc rhgbtn32.dll, BlueSkyHelpButton, g<ANNOUP01.BMP|ANNODN01.BMP<Annotate()<<1}
{ewc rhgbtn32.dll, BlueSkyHelpButton, g<PREVSM.BMP|PREVSM.BMP<Prev()<<1} {ewc rhgbtn32.dll, BlueSkyHelpButton,
g<NEXTSM.BMP|NEXTSM.BMP<Next()<<1}
```

## Select Site

Choose the site to which the user will be added from the **Site** drop-down list. (**Note:** You cannot add users to the Satellite Site from this dialog box.)

```
{ewc rhgbtn32.dll, BlueSkyHelpButton, g<MENUSM.BMP|
MENUSM.BMP<JumpId(DSSTUTOR.HLP>main;½DSTTRS_Satellite_Table_of_Contents);CloseWindow("satelite");IfThen(IsM
ark("express"))½DeleteMark("express")<<1} {ewc rhgbtn32.dll, BlueSkyHelpButton, g<MAINSM.BMP|
MAINSM.BMP<JumpKeyword("ds.hlp"½"contents")<<1} {ewc rhgbtn32.dll, BlueSkyHelpButton, g<EXITSM.BMP|
EXITSM.BMP<Exit()<<1} {ewc rhgbtn32.dll, BlueSkyHelpButton, g<ANNOUP01.BMP|ANNODN01.BMP<Annotate()<<1}
{ewc rhgbtn32.dll, BlueSkyHelpButton, g<PREVSM.BMP|PREVSM.BMP<Prev()<<1} {ewc rhgbtn32.dll, BlueSkyHelpButton,
g<NEXTSM.BMP|NEXTSM.BMP<Next()<<1}
```

## Describe User

Click **Add**.

```
{ewc rhgbtn32.dll, BlueSkyHelpButton, g<MENUSM.BMP|
MENUSM.BMP<JumpId(DSSTUTOR.HLP>main;½DSTTRS_Satellite_Table_of_Contents);CloseWindow("satelite");IfThen(IsM
ark("express"))i;½DeleteMark("express"))<<1} {ewc rhgbtn32.dll, BlueSkyHelpButton, g<MAINSM.BMP|
MAINSM.BMP<JumpKeyword("ds.hlp";½"contents")<<1} {ewc rhgbtn32.dll, BlueSkyHelpButton, g<EXITSM.BMP|
EXITSM.BMP<Exit()<<1} {ewc rhgbtn32.dll, BlueSkyHelpButton, g<ANNOUP01.BMP|ANNODN01.BMP<Annotate()<<1}
{ewc rhgbtn32.dll, BlueSkyHelpButton, g<PREVSM.BMP|PREVSM.BMP<Prev()<<1} {ewc rhgbtn32.dll, BlueSkyHelpButton,
g<NEXTSM.BMP|NEXTSM.BMP<Next()<<1}
```



## User ID

Enter the user's 3-character User ID in the **User ID** field.

```
{ewc rhgbtn32.dll, BlueSkyHelpButton, g<MENUSM.BMP|
MENUSM.BMP<JumpId(DSSTUTOR.HLP>main;½DSTTRS_Satellite_Table_of_Contents);CloseWindow("satelite");IfThen(IsM
ark("express"))i½DeleteMark("express"))<<1} {ewc rhgbtn32.dll, BlueSkyHelpButton, g<MAINSM.BMP|
MAINSM.BMP<JumpKeyword("ds.hlp"i½"contents")<<1} {ewc rhgbtn32.dll, BlueSkyHelpButton, g<EXITSM.BMP|
EXITSM.BMP<Exit()<<1} {ewc rhgbtn32.dll, BlueSkyHelpButton, g<ANNOUP01.BMP|ANNODN01.BMP<Annotate()<<1}
{ewc rhgbtn32.dll, BlueSkyHelpButton, g<PREVSM.BMP|PREVSM.BMP<Prev()<<1} {ewc rhgbtn32.dll, BlueSkyHelpButton,
g<NEXTSM.BMP|NEXTSM.BMP<Next()<<1}
```

## User Name

Enter the user's name in the **User Name** field.

```
{ewc rhgbtn32.dll, BlueSkyHelpButton, g<MENUSM.BMP|
MENUSM.BMP<JumpId(DSSTUTOR.HLP>main;½DSTTRS_Satellite_Table_of_Contents);CloseWindow("satelite");IfThen(IsM
ark("express"))½DeleteMark("express"))<<1} {ewc rhgbtn32.dll, BlueSkyHelpButton, g<MAINSM.BMP|
MAINSM.BMP<JumpKeyword("ds.hlp"½"contents")<<1} {ewc rhgbtn32.dll, BlueSkyHelpButton, g<EXITSM.BMP|
EXITSM.BMP<Exit()<<1} {ewc rhgbtn32.dll, BlueSkyHelpButton, g<ANNOUP01.BMP|ANNODN01.BMP<Annotate()<<1}
{ewc rhgbtn32.dll, BlueSkyHelpButton, g<PREVSM.BMP|PREVSM.BMP<Prev()<<1} {ewc rhgbtn32.dll, BlueSkyHelpButton,
g<NEXTSM.BMP|NEXTSM.BMP<Next()<<1}
```

Save User

Click **Save**.

```
{ewc rhgbtn32.dll, BlueSkyHelpButton, g<MENUSM.BMP|
MENUSM.BMP<JumpId(DSSTUTOR.HLP>main;½DSTTRS_Satellite_Table_of_Contents);CloseWindow("satelite");IfThen(IsM
ark("express"))i;½DeleteMark("express"))<<1} {ewc rhgbtn32.dll, BlueSkyHelpButton, g<MAINSM.BMP|
MAINSM.BMP<JumpKeyword("ds.hlp";½"contents")<<1} {ewc rhgbtn32.dll, BlueSkyHelpButton, g<EXITSM.BMP|
EXITSM.BMP<Exit()<<1} {ewc rhgbtn32.dll, BlueSkyHelpButton, g<ANNOUP01.BMP|ANNODN01.BMP<Annotate()<<1}
{ewc rhgbtn32.dll, BlueSkyHelpButton, g<PREVSM.BMP|PREVSM.BMP<Prev()<<1} {ewc rhgbtn32.dll, BlueSkyHelpButton,
g<NEXTSM.BMP|NEXTSM.BMP<Next()<<1}
```

## Another User?

Follow this link to [Add Another User](#). If you have no more users to add, proceed to the next topic.

<pre>{ewc rhgbt n32.dl l, BlueS kyHel pButt on, g&lt;ME NUU P.BM P  MEN USM. BMP &lt;Jum pld(D SSTU TOR. HLP&gt; maini i½D STTR S_Sat ellite_ Table _of_C onten ts);Cl oseW indow ("sate lite");l fThen (IsMa rk("ex press ")i½ Delet eMar k("ex press "))&lt;&lt;1 }</pre>	<pre>{ewc rhgbtn32. dll, BlueSkyH elpButton, g&lt;MAINU P.BMP  MAINDN. BMP&lt;Jum pKeyword ("ds.hlp"i½ ½"content s")&lt;&lt;1}</pre>	<pre>{ew c rhg btn3 2.dll , Blu eSk yHe lpB utto n, g&lt;E XIT UP. BM P  EXI TD N.B MP &lt;Exi t())&lt; &lt;1}</pre>	<pre>{ewc rhgbt n32.d ll, BlueS kyHel pButt on, g&lt;AN UPL G01. BMP  AND NLG0 1.BM P&lt;An notat e())&lt;&lt; 1}</pre>	<pre>{ewc rhgbtn 32.dll, BlueS kyHelp Button , g&lt;PR EVUP. BMP  PREV DN.B MP&lt;Pr ev())&lt;&lt; 1}</pre>	<pre>{ewc rhgbtn32 .dll, BlueSky HelpButt on, g&lt;REPE ATUP.B MP  REPEAT DN.BMP &lt;Jumpld (DSSTU TOR.HL Pi½ DSTTRS _Select Site)&lt;&lt;1 }</pre>	<pre>{ewc rhgbtn32 .dll, BlueSky HelpButt on, g&lt;NEXT UP.BMP  NEXTD N.BMP&lt; Next())&lt;&lt; 1}</pre>
Conte nts	TeleMagic Help	Exit	Annot ate	Back	Repeat Procedu re	Next

## User(s) Added

Click **OK**.

```
{ewc rhgbtn32.dll, BlueSkyHelpButton, g<MENUSM.BMP|
MENUSM.BMP<JumpId(DSSTUTOR.HLP>main;½DSTTRS_Satellite_Table_of_Contents);CloseWindow("satelite");IfThen(IsM
ark("express"))i;½DeleteMark("express"))<<1} {ewc rhgbtn32.dll, BlueSkyHelpButton, g<MAINSM.BMP|
MAINSM.BMP<JumpKeyword("ds.hlp"i;½"contents")<<1} {ewc rhgbtn32.dll, BlueSkyHelpButton, g<EXITSM.BMP|
EXITSM.BMP<Exit()<<1} {ewc rhgbtn32.dll, BlueSkyHelpButton, g<ANNOUP01.BMP|ANNODN01.BMP<Annotate()<<1}
{ewc rhgbtn32.dll, BlueSkyHelpButton, g<PREVSM.BMP|PREVSM.BMP<Prev()<<1} {ewc rhgbtn32.dll, BlueSkyHelpButton,
g<NEXTSM.BMP|NEXTSM.BMP<Next()<<1}
```

## Adjust Default User Security

Did a message appear regarding Default Security? If you see this message, click **Yes**, then follow this link to [Adjust Default User Security](#) . If you do not want to change the Default Security, click **No** then click Next to continue setup. If no message is visible, just click Next to continue.

```
{ewc rhgbtn32.dll, BlueSkyHelpButton, g<MENUSM.BMP|
MENUSM.BMP<JumpId(DSSTUTOR.HLP>main;½DSTTRS_Satellite_Table_of_Contents);CloseWindow("satellite");IfThen(IsMark("express"))½DeleteMark("express")<<1} {ewc rhgbtn32.dll, BlueSkyHelpButton, g<MAINSM.BMP|
MAINSM.BMP<JumpKeyword("ds.hlp";½"contents")<<1} {ewc rhgbtn32.dll, BlueSkyHelpButton, g<EXITSM.BMP|
EXITSM.BMP<Exit()<<1} {ewc rhgbtn32.dll, BlueSkyHelpButton, g<ANNOUP01.BMP|ANNODN01.BMP<Annotate()<<1}
{ewc rhgbtn32.dll, BlueSkyHelpButton, g<PREVSM.BMP|PREVSM.BMP<Prev()};IfThen(IsMark("default security"))½DeleteMark("default security")<<1}{ewc rhgbtn32.dll, BlueSkyHelpButton, g<OPTUPSM.BMP|OPTDNSM.BMP<
JumpId(dsstutor.hlp;½DSTTRS_Default_Security_Preferences);SaveMark("default security")<<1} {ewc rhgbtn32.dll,
BlueSkyHelpButton, g<NEXTSM.BMP|
NEXTSM.BMP<IfThenElse(IsMark("express"))½JumpId(dsstutor.hlp;½DSTTRS_Procedure_complete);SaveMark(lastpath);½Next()<<1}
```

## Select Database(s) to Synchronize

From the **Setup** menu, select **Databases to Synchronize**.

```
{ewc rhgbtn32.dll, BlueSkyHelpButton, g<MENUSM.BMP|
MENUSM.BMP<JumpId(DSSTUTOR.HLP>main;½DSTTRS_Satellite_Table_of_Contents);CloseWindow("satelite");IfThen(IsM
ark("express"))½DeleteMark("express"))<<1} {ewc rhgbtn32.dll, BlueSkyHelpButton, g<MAINSM.BMP|
MAINSM.BMP<JumpKeyword("ds.hlp"½"contents")<<1} {ewc rhgbtn32.dll, BlueSkyHelpButton, g<EXITSM.BMP|
EXITSM.BMP<Exit()<<1} {ewc rhgbtn32.dll, BlueSkyHelpButton, g<ANNOUP01.BMP|ANNODN01.BMP<Annotate()<<1}
{ewc rhgbtn32.dll, BlueSkyHelpButton, g<PREVSM.BMP|PREVSM.BMP<IfThenElse(IsMark("default
security"))½JumpId(Dsstutor.hlp½DSTTRS_Continue_with_Setup)½Prev())<<1} {ewc rhgbtn32.dll, BlueSkyHelpButton,
g<NEXTSM.BMP|NEXTSM.BMP<Next()<<1}
```

## Add Database(s)

Highlight the database and click **Add** for each database you wish to synchronize. To synchronize all databases, click **Add All**.

```
{ewc rhgbtn32.dll, BlueSkyHelpButton, g<MENUSM.BMP|
MENUSM.BMP<JumpId(DSSTUTOR.HLP>main;½DSTTRS_Satellite_Table_of_Contents);CloseWindow("satelite");IfThen(IsM
ark("express"))½DeleteMark("express")<<1} {ewc rhgbtn32.dll, BlueSkyHelpButton, g<MAINSM.BMP|
MAINSM.BMP<JumpKeyword("ds.hlp"½"contents")<<1} {ewc rhgbtn32.dll, BlueSkyHelpButton, g<EXITSM.BMP|
EXITSM.BMP<Exit()<<1} {ewc rhgbtn32.dll, BlueSkyHelpButton, g<ANNOUP01.BMP|ANNODN01.BMP<Annotate()<<1}
{ewc rhgbtn32.dll, BlueSkyHelpButton, g<PREVSM.BMP|PREVSM.BMP<Prev()<<1} {ewc rhgbtn32.dll, BlueSkyHelpButton,
g<NEXTSM.BMP|NEXTSM.BMP<Next()<<1}
```



## Database Selection Complete

Click **OK**.

```
{ewc rhgbtn32.dll, BlueSkyHelpButton, g<MENUSM.BMP|
MENUSM.BMP<JumpId(DSSTUTOR.HLP>main;½DSTTRS_Satellite_Table_of_Contents);CloseWindow("satelite");IfThen(IsM
ark("express"))½DeleteMark("express")<<1} {ewc rhgbtn32.dll, BlueSkyHelpButton, g<MAINSM.BMP|
MAINSM.BMP<JumpKeyword("ds.hlp"½"contents")<<1} {ewc rhgbtn32.dll, BlueSkyHelpButton, g<EXITSM.BMP|
EXITSM.BMP<Exit()<<1} {ewc rhgbtn32.dll, BlueSkyHelpButton, g<ANNOUP01.BMP|ANNODN01.BMP<Annotate()<<1}
{ewc rhgbtn32.dll, BlueSkyHelpButton, g<PREVSM.BMP|PREVSM.BMP<Prev()<<1} {ewc rhgbtn32.dll, BlueSkyHelpButton,
g<NEXTSM.BMP|
NEXTSM.BMP<IfThenElse(IsMark("express"))½JumpId(dsstutor.hlp;½DSTTRS_Procedure_complete);SaveMark(lastpath)½
½Next()<<1}
```

## Initial Server Maintenance

From the **Maintenance** menu, select **Server Maintenance**.

```
{ewc rhgbtn32.dll, BlueSkyHelpButton, g<MENUSM.BMP|  
MENUSM.BMP<JumpId(DSSTUTOR.HLP>main;½DSTTRS_Satellite_Table_of_Contents);CloseWindow("satellite")<<1} {ewc  
rhgbtn32.dll, BlueSkyHelpButton, g<MAINSM.BMP|MAINSM.BMP<JumpKeyword("ds.hlp";½"contents")<<1} {ewc rhgbtn32.dll,  
BlueSkyHelpButton, g<EXITSM.BMP|EXITSM.BMP<Exit()<<1} {ewc rhgbtn32.dll, BlueSkyHelpButton, g<ANNOUP01.BMP|  
ANNODN01.BMP<Annotate()<<1} {ewc rhgbtn32.dll, BlueSkyHelpButton, g<PREVSM.BMP|PREVSM.BMP<Prev()<<1} {ewc  
rhgbtn32.dll, BlueSkyHelpButton, g<NEXTSM.BMP|NEXTSM.BMP<Next()<<1}
```

## Add Server

Click **Add**.

```
{ewc rhgbtn32.dll, BlueSkyHelpButton, g<MENUSM.BMP|
MENUSM.BMP<JumpId(DSSTUTOR.HLP>main;½DSTTRS_Satellite_Table_of_Contents);CloseWindow("satellite")<<1} {ewc
rhgbtn32.dll, BlueSkyHelpButton, g<MAINSM.BMP|
MAINSM.BMP<JumpKeyword("ds.hlp"i;½"contents")<<1} {ewc rhgbtn32.dll, BlueSkyHelpButton,
g<EXITSM.BMP|EXITSM.BMP<Exit()<<1} {ewc rhgbtn32.dll, BlueSkyHelpButton, g<ANNOUP01.BMP|
ANNODN01.BMP<Annotate()<<1} {ewc rhgbtn32.dll, BlueSkyHelpButton, g<PREVSM.BMP|
PREVSM.BMP<JumpId(DSSTUTOR.HLP;½DSTTRS_Server_ID)<<1} {ewc rhgbtn32.dll,
BlueSkyHelpButton, g<NEXTSM.BMP|NEXTSM.BMP<Next()<<1}
```

## Enter the Server's ID

Enter a unique ID for the new server.

```
{ewc rhgbtn32.dll, BlueSkyHelpButton, g<MENUSM.BMP|  
MENUSM.BMP<JumpId(DSSTUTOR.HLP>main;½DSTTRS_Satellite_Table_of_Contents);CloseWindow("satelite")<<1} {ewc  
rhgbtn32.dll, BlueSkyHelpButton, g<MAINSM.BMP|  
MAINSM.BMP<JumpKeyword("ds.hlp"i;½"contents")<<1} {ewc rhgbtn32.dll, BlueSkyHelpButton,  
g<EXITSM.BMP|EXITSM.BMP<Exit()<<1} {ewc rhgbtn32.dll, BlueSkyHelpButton, g<ANNOUP01.BMP|  
ANNODN01.BMP<Annotate()<<1} {ewc rhgbtn32.dll, BlueSkyHelpButton, g<PREVSM.BMP|  
PREVSM.BMP<Prev()<<1} {ewc rhgbtn32.dll, BlueSkyHelpButton, g<NEXTSM.BMP|  
NEXTSM.BMP<Next()<<1}
```

## Initial Server Added

Click **Save**.

```
{ewc rhgbtn32.dll, BlueSkyHelpButton, g<MENUSM.BMP|
MENUSM.BMP<JumpId(DSSTUTOR.HLP>main;½DSTTRS_Satellite_Table_of_Contents);CloseWindow("satellite")<<1} {ewc
rhgbtn32.dll, BlueSkyHelpButton, g<MAINSM.BMP|MAINSM.BMP<JumpKeyword("ds.hlp";½"contents")<<1} {ewc rhgbtn32.dll,
BlueSkyHelpButton, g<EXITSM.BMP|EXITSM.BMP<Exit()<<1} {ewc rhgbtn32.dll, BlueSkyHelpButton, g<ANNOUP01.BMP|
ANNODN01.BMP<Annotate()<<1} {ewc rhgbtn32.dll, BlueSkyHelpButton, g<PREVSM.BMP|PREVSM.BMP<Prev()<<1} {ewc
rhgbtn32.dll, BlueSkyHelpButton, g<NEXTSM.BMP|NEXTSM.BMP<Next()<<1}
```

## Initial Server Maintenance Complete

### Click **Close**

```
{ewc rhgbtn32.dll, BlueSkyHelpButton, g<MENUSM.BMP|
MENUSM.BMP<JumpId(DSSTUTOR.HLP>main;½DSTTRS_Satellite_Table_of_Contents);CloseWindow("satellite")<<1} {ewc
rhgbtn32.dll, BlueSkyHelpButton, g<MAINSM.BMP|MAINSM.BMP<JumpKeyword("ds.hlp";½"contents")<<1} {ewc rhgbtn32.dll,
BlueSkyHelpButton, g<EXITSM.BMP|EXITSM.BMP<Exit()<<1} {ewc rhgbtn32.dll, BlueSkyHelpButton, g<ANNOUP01.BMP|
ANNODN01.BMP<Annotate()<<1} {ewc rhgbtn32.dll, BlueSkyHelpButton, g<PREVSM.BMP|PREVSM.BMP<Prev()<<1} {ewc
rhgbtn32.dll, BlueSkyHelpButton, g<NEXTSM.BMP|NEXTSM.BMP<Next()<<1}
```

## Basic Synchronization Setup Complete

At this point your satellite site is ready to synchronize. There are additional options available. If you wish to explore these options, continue to the next topic. If you are satisfied with the current satellite site setup, you should now proceed with setup for your remote and central sites, if they are not yet prepared for synchronization.

<pre>{ewc rhgbtn32.dll, BlueSkyHelpButton, g&lt;MAINUP.BMP  MAINDN.BMP&lt;JumpKeyword ("ds.hlp"i½"content s")&lt;&lt;1}  USM.BMP &lt;JumpKeyword SSTU TOR. HLP&gt; maini ½D STTR S_Satellite_ Table_of_Contents);CloseWindow ("satellite")&lt; &lt;1}</pre>	<pre>{ewc rhgbtn32.dll, BlueSkyHelpButton, g&lt;MAINUP.BMP  MAINDN.BMP&lt;JumpKeyword ("ds.hlp"i½"content s")&lt;&lt;1}</pre>	<pre>{ewc rhgbtn32.dll, BlueSkyHelpButton, g&lt;MAINUP.BMP  MAINDN.BMP&lt;JumpKeyword ("ds.hlp"i½"content s")&lt;&lt;1}</pre>	<pre>{ewc rhgbtn32.dll, BlueSkyHelpButton, g&lt;MAINUP.BMP  MAINDN.BMP&lt;JumpKeyword ("ds.hlp"i½"content s")&lt;&lt;1}</pre>	<pre>{ewc rhgbtn32.dll, BlueSkyHelpButton, g&lt;MAINUP.BMP  MAINDN.BMP&lt;JumpKeyword ("ds.hlp"i½"content s")&lt;&lt;1}</pre>
<a href="#">Contents</a>	<a href="#">TeleMagic Help</a>	<a href="#">Exit</a>	<a href="#">Annotate</a>	<a href="#">Back</a>

**End of Main Procedure**  
**Express Jumps Follow**



## Add/Edit Site

From the **Setup** menu, select **Site Maintenance**.

```
{ewc rhgbtn32.dll, BlueSkyHelpButton, g<MENUSM.BMP|
MENUSM.BMP<JumpId(DSSTUTOR.HLP>main;½DSTTRS_Satellite_Table_of_Contents);CloseWindow("satelite");IfThen(IsM
ark("express"))i;½DeleteMark("express"))<<1} {ewc rhgbtn32.dll, BlueSkyHelpButton, g<MAINSM.BMP|
MAINSM.BMP<JumpKeyword("ds.hlp"i;½"contents")<<1} {ewc rhgbtn32.dll, BlueSkyHelpButton, g<EXITSM.BMP|
EXITSM.BMP<Exit()<<1} {ewc rhgbtn32.dll, BlueSkyHelpButton, g<ANNOUP01.BMP|ANNODN01.BMP<Annotate()<<1}
{ewc rhgbtn32.dll, BlueSkyHelpButton, g<PREVSM.BMP|
PREVSM.BMP<JumpId(DSSTUTOR.HLP>main;½DSTTRS_Satellite_Table_of_Contents);CloseWindow("satelite")<<1} {ewc
rhgbtn32.dll, BlueSkyHelpButton, g<NEXTSM.BMP|NEXTSM.BMP<JumpId(DSSTUTOR.HLPi;½DSTTRS_Add_Site)<<1}
```

## Select Database(s) to Synchronize

From the **Setup** menu, select **Databases to Synchronize**.

```
{ewc rhgbtn32.dll, BlueSkyHelpButton, g<MENUSM.BMP|
MENUSM.BMP<JumpId(DSSTUTOR.HLP>main;½DSTTRS_Satellite_Table_of_Contents);CloseWindow("satelite");IfThen(IsM
ark("express");½DeleteMark("express"))<<1} {ewc rhgbtn32.dll, BlueSkyHelpButton, g<MAINSM.BMP|
MAINSM.BMP<JumpKeyword("ds.hlp";½"contents")<<1} {ewc rhgbtn32.dll, BlueSkyHelpButton, g<EXITSM.BMP|
EXITSM.BMP<Exit()<<1} {ewc rhgbtn32.dll, BlueSkyHelpButton, g<ANNOUP01.BMP|ANNODN01.BMP<Annotate()<<1}
{ewc rhgbtn32.dll, BlueSkyHelpButton, g<PREVSM.BMP|PREVSM.BMP< JumpId(DSSTUTOR.HLP>"main";½
DSTTRS_Satellite_Table_of_Contents);CloseWindow("satelite")<<1} {ewc rhgbtn32.dll, BlueSkyHelpButton, g<NEXTSM.BMP|
NEXTSM.BMP<JumpId(dsstutor.hlp;½dsttrs_Add_Database_s)<<1}
```

## Database Preferences

From the **Setup** menu, select **Database Preferences**.

```
{ewc rhgbtn32.dll, BlueSkyHelpButton, g<MENUSM.BMP|
MENUSM.BMP<JumpId(DSSTUTOR.HLP>main;½DSTTRS_Satellite_Table_of_Contents);CloseWindow("satelite");IfThen(IsM
ark("express"))i½DeleteMark("express"))<<1} {ewc rhgbtn32.dll, BlueSkyHelpButton, g<MAINSM.BMP|
MAINSM.BMP<JumpKeyword("ds.hlp"i½"contents")<<1} {ewc rhgbtn32.dll, BlueSkyHelpButton, g<EXITSM.BMP|
EXITSM.BMP<Exit()<<1} {ewc rhgbtn32.dll, BlueSkyHelpButton, g<ANNOUP01.BMP|ANNODN01.BMP<Annotate()<<1}
{ewc rhgbtn32.dll, BlueSkyHelpButton, g<PREVSM.BMP|PREVSM.BMP< JumpId(DSSTUTOR.HLP>"main"i½
DSTTRS_Satellite_Table_of_Contents);CloseWindow("satelite")<<1} {ewc rhgbtn32.dll, BlueSkyHelpButton, g<NEXTSM.BMP|
NEXTSM.BMP<JumpId(dsstutor.hlpi½DSTTRS_Select_Database)<<1}
```

## Site Databases

From the **Setup** menu, select **Site Specific Setup...**, **Databases to Synchronize**.

```
{ewc rhgbtn32.dll, BlueSkyHelpButton, g<MENUSM.BMP|MENUSM.BMP< JumpId(DSSTUTOR.HLP>"main"i½  
DSTTRS_Satellite_Table_of_Contents);CloseWindow("satelite")<<1} {ewc rhgbtn32.dll, BlueSkyHelpButton, g<MAINSM.BMP|  
MAINSM.BMP<JumpKeyword("ds.hlp"i½"contents")<<1} {ewc rhgbtn32.dll, BlueSkyHelpButton, g<EXITSM.BMP|  
EXITSM.BMP<Exit()<<1} {ewc rhgbtn32.dll, BlueSkyHelpButton, g<ANNOUP01.BMP|ANNODN01.BMP<Annotate()<<1}  
{ewc rhgbtn32.dll, BlueSkyHelpButton, g<PREVSM.BMP|PREVSM.BMP< JumpId(DSSTUTOR.HLP>"main"i½  
DSTTRS_Satellite_Table_of_Contents);CloseWindow("satelite")<<1} {ewc rhgbtn32.dll, BlueSkyHelpButton, g<NEXTSM.BMP|  
NEXTSM.BMP<JumpId(dsstutor.hlpi½DSTTRS_Acknowledge_message)<<1}
```

## Site Databases



### Click **Setup**.

```
{ewc rhgbtn32.dll, BlueSkyHelpButton, g<MENUSM.BMP|
MENUSM.BMP<JumpId(DSSTUTOR.HLP>main;½DSTTRS_Satellite_Table_of_Contents);CloseWindow("satelite");IfThen(IsM
ark("express"))i;½DeleteMark("express"))<<1} {ewc rhgbtn32.dll, BlueSkyHelpButton, g<MAINSM.BMP|
MAINSM.BMP<JumpKeyword("ds.hlp"i;½"contents")<<1} {ewc rhgbtn32.dll, BlueSkyHelpButton, g<EXITSM.BMP|
EXITSM.BMP<Exit()<<1} {ewc rhgbtn32.dll, BlueSkyHelpButton, g<ANNOUP01.BMP|ANNODN01.BMP<Annotate()<<1}
{ewc rhgbtn32.dll, BlueSkyHelpButton, g<PREVSM.BMP|PREVSM.BMP<
JumpId(Dsstutor.hlp>"main"i;½DSTTRS_Satellite_Table_of_Contents);CloseWindow("satelite")<<1} {ewc rhgbtn32.dll,
BlueSkyHelpButton, g<NEXTSM.BMP|NEXTSM.BMP< JumpId(DSSTUTOR.HLPi;½
DSTTRS_Configure_Site_Specific_Database_s)<<1}
```

## Server Options

From the **Setup** menu, select **Options**.

```
{ewc rhgbtn32.dll, BlueSkyHelpButton, g<MENUSM.BMP|
MENUSM.BMP<JumpId(DSSTUTOR.HLP>main;½DSTTRS_Satellite_Table_of_Contents);CloseWindow("satelite");IfThen(IsM
ark("express"))i½DeleteMark("express"))<<1} {ewc rhgbtn32.dll, BlueSkyHelpButton, g<MAINSM.BMP|
MAINSM.BMP<JumpKeyword("ds.hlp"i½"contents")<<1} {ewc rhgbtn32.dll, BlueSkyHelpButton, g<EXITSM.BMP|
EXITSM.BMP<Exit()<<1} {ewc rhgbtn32.dll, BlueSkyHelpButton, g<ANNOUP01.BMP|ANNODN01.BMP<Annotate()<<1}
{ewc rhgbtn32.dll, BlueSkyHelpButton, g<PREVSM.BMP|PREVSM.BMP< JumpId(DSSTUTOR.HLP>"main"i½
DSTTRS_Satellite_Table_of_Contents);CloseWindow("satelite")<<1} {ewc rhgbtn32.dll, BlueSkyHelpButton, g<NEXTSM.BMP|
NEXTSM.BMP<JumpId(dsstutor.hlpi½DSTTRS_Server_Options)<<1}
```

## Server Reports

From the **File** menu, select **Reports**.

```
{ewc rhgbtn32.dll, BlueSkyHelpButton, g<MENUSM.BMP|
MENUSM.BMP<JumpId(DSSTUTOR.HLP>main;½DSTTRS_Satellite_Table_of_Contents);CloseWindow("satelite");IfThen(IsM
ark("express"))i;½DeleteMark("express"))<<1} {ewc rhgbtn32.dll, BlueSkyHelpButton, g<MAINSM.BMP|
MAINSM.BMP<JumpKeyword("ds.hlp"i;½"contents")<<1} {ewc rhgbtn32.dll, BlueSkyHelpButton, g<EXITSM.BMP|
EXITSM.BMP<Exit()<<1} {ewc rhgbtn32.dll, BlueSkyHelpButton, g<ANNOUP01.BMP|ANNODN01.BMP<Annotate()<<1}
{ewc rhgbtn32.dll, BlueSkyHelpButton, g<PREVSM.BMP|PREVSM.BMP< JumpId(DSSTUTOR.HLP>"main"i;½
DSTTRS_Satellite_Table_of_Contents);CloseWindow("satelite")<<1} {ewc rhgbtn32.dll, BlueSkyHelpButton, g<NEXTSM.BMP|
NEXTSM.BMP<JumpId(dsstutor.hlpi;½DSTTRS_Reports_Dialog_Box)<<1}
```

## Default Security Preferences

From the **Setup** menu, select **Options**.

```
{ewc rhgbtn32.dll, BlueSkyHelpButton, g<MENUSM.BMP|
MENUSM.BMP<JumpId(DSSTUTOR.HLP>main;½DSTTRS_Satellite_Table_of_Contents);CloseWindow("satelite");IfThen(IsM
ark("express"))i;½DeleteMark("express"))<<1} {ewc rhgbtn32.dll, BlueSkyHelpButton, g<MAINSM.BMP|
MAINSM.BMP<JumpKeyword("ds.hlp"i;½"contents")<<1} {ewc rhgbtn32.dll, BlueSkyHelpButton, g<EXITSM.BMP|
EXITSM.BMP<Exit()<<1} {ewc rhgbtn32.dll, BlueSkyHelpButton, g<ANNOUP01.BMP|ANNODN01.BMP<Annotate()<<1}
{ewc rhgbtn32.dll, BlueSkyHelpButton, g<PREVSM.BMP|PREVSM.BMP< JumpId(DSSTUTOR.HLP>"main"i;½
DSTTRS_Satellite_Table_of_Contents);CloseWindow("satelite")<<1} {ewc rhgbtn32.dll, BlueSkyHelpButton, g<NEXTSM.BMP|
NEXTSM.BMP<JumpId(DSSTUTOR.HLPi;½DSTTRS_Global_Options_Security)<<1}
```



## Global File Sets

From the **Setup** menu, select **Options**.

```
{ewc rhgbtn32.dll, BlueSkyHelpButton, g<MENUSM.BMP|
MENUSM.BMP<JumpId(DSSTUTOR.HLP>main;i½DSTTRS_Satellite_Table_of_Contents);CloseWindow("satelite");IfThen(IsM
ark("express"))i½DeleteMark("express"))<<1} {ewc rhgbtn32.dll, BlueSkyHelpButton, g<MAINSM.BMP|
MAINSM.BMP<JumpKeyword("ds.hlp"i½"contents")<<1} {ewc rhgbtn32.dll, BlueSkyHelpButton, g<EXITSM.BMP|
EXITSM.BMP<Exit()<<1} {ewc rhgbtn32.dll, BlueSkyHelpButton, g<ANNOUP01.BMP|ANNODN01.BMP<Annotate()<<1}
{ewc rhgbtn32.dll, BlueSkyHelpButton, g<PREVSM.BMP|PREVSM.BMP< JumpId(DSSTUTOR.HLP>"main"i½
DSTTRS_Satellite_Table_of_Contents);CloseWindow("satelite")<<1} {ewc rhgbtn32.dll, BlueSkyHelpButton, g<NEXTSM.BMP|
NEXTSM.BMP<JumpId(DSSTUTOR.HLPi½DSTTRS_Global_Options_Global_File_Sets)<<1}
```

## Edit Global Scripts

From the **Setup** menu, select **Options**.

```
{ewc rhgbtn32.dll, BlueSkyHelpButton, g<MENUSM.BMP|
MENUSM.BMP<JumpId(DSSTUTOR.HLP>main;i½DSTTRS_Satellite_Table_of_Contents);CloseWindow("satelite");IfThen(IsM
ark("express"))i½DeleteMark("express"))<<1} {ewc rhgbtn32.dll, BlueSkyHelpButton, g<MAINSM.BMP|
MAINSM.BMP<JumpKeyword("ds.hlp"i½"contents")<<1} {ewc rhgbtn32.dll, BlueSkyHelpButton, g<EXITSM.BMP|
EXITSM.BMP<Exit()<<1} {ewc rhgbtn32.dll, BlueSkyHelpButton, g<ANNOUP01.BMP|ANNODN01.BMP<Annotate()<<1}
{ewc rhgbtn32.dll, BlueSkyHelpButton, g<PREVSM.BMP|PREVSM.BMP< JumpId(DSSTUTOR.HLP>"main"i½
DSTTRS_Satellite_Table_of_Contents);CloseWindow("satelite")<<1} {ewc rhgbtn32.dll, BlueSkyHelpButton, g<NEXTSM.BMP|
NEXTSM.BMP<JumpId(DSSTUTOR.HLPi½DSTTRS_Global_Options_Edit_Global_Scripts)<<1}
```

## Field Rules

From the **Setup** menu, select **Field Rules**.

```
{ewc rhgbtn32.dll, BlueSkyHelpButton, g<MENUSM.BMP|
MENUSM.BMP<JumpId(DSSTUTOR.HLP>main;½DSTTRS_Satellite_Table_of_Contents);CloseWindow("satelite");IfThen(IsM
ark("express"))i½DeleteMark("express"))<<1} {ewc rhgbtn32.dll, BlueSkyHelpButton, g<MAINSM.BMP|
MAINSM.BMP<JumpKeyword("ds.hlp"i½"contents")<<1} {ewc rhgbtn32.dll, BlueSkyHelpButton, g<EXITSM.BMP|
EXITSM.BMP<Exit()<<1} {ewc rhgbtn32.dll, BlueSkyHelpButton, g<ANNOUP01.BMP|ANNODN01.BMP<Annotate()<<1}
{ewc rhgbtn32.dll, BlueSkyHelpButton, g<PREVSM.BMP|PREVSM.BMP< JumpId(Dsstutor.hlp>"main"i½
DSTTRS_Satellite_Table_of_Contents);CloseWindow("satelite")<<1} {ewc rhgbtn32.dll, BlueSkyHelpButton, g<NEXTSM.BMP|
NEXTSM.BMP<JumpId(dsstutor.hlpi½DSTTRS_Select_the_database_for_field_rules)<<1}
```

## Server Maintenance

From the **Maintenance** menu, select **Server Maintenance**.

```
{ewc rhgbtn32.dll, BlueSkyHelpButton, g<MENUSM.BMP|
MENUSM.BMP<JumpId(DSSTUTOR.HLP>main;½DSTTRS_Satellite_Table_of_Contents);CloseWindow("satelite");IfThen(IsM
ark("express"))i½DeleteMark("express"))<<1} {ewc rhgbtn32.dll, BlueSkyHelpButton, g<MAINSM.BMP|
MAINSM.BMP<JumpKeyword("ds.hlp"i½"contents")<<1} {ewc rhgbtn32.dll, BlueSkyHelpButton, g<EXITSM.BMP|
EXITSM.BMP<Exit())<<1} {ewc rhgbtn32.dll, BlueSkyHelpButton, g<ANNOUP01.BMP|ANNODN01.BMP<Annotate())<<1} {ewc
rhgbtn32.dll, BlueSkyHelpButton, g<PREVSM.BMP|PREVSM.BMP< JumpId(Dsstutor.hlp>"main"i½
DSTTRS_Satellite_Table_of_Contents);CloseWindow("satelite")<<1} {ewc rhgbtn32.dll, BlueSkyHelpButton, g<NEXTSM.BMP|
NEXTSM.BMP<JumpId(dsstutor.hlpi½DSTTRS_Server_ID)<<1}
```

## Communications Maintenance

### Click **Maintenance**.

```
{ewc rhgbtn32.dll, BlueSkyHelpButton, g<MENUSM.BMP|
MENUSM.BMP<JumpId(DSSTUTOR.HLP>main;½DSTTRS_Satellite_Table_of_Contents);CloseWindow("satelite");IfThen(IsM
ark("express"))½DeleteMark("express"))<<1} {ewc rhgbtn32.dll, BlueSkyHelpButton, g<MAINSM.BMP|
MAINSM.BMP<JumpKeyword("ds.hlp"½"contents")<<1} {ewc rhgbtn32.dll, BlueSkyHelpButton, g<EXITSM.BMP|
EXITSM.BMP<Exit())<<1} {ewc rhgbtn32.dll, BlueSkyHelpButton, g<ANNOUP01.BMP|ANNODN01.BMP<Annotate())<<1} {ewc
rhgbtn32.dll, BlueSkyHelpButton, g<PREVSM.BMP|PREVSM.BMP< JumpId(Dsstutor.hlp>"main"½
DSTTRS_Satellite_Table_of_Contents);CloseWindow("satelite")<<1} {ewc rhgbtn32.dll,BlueSkyHelpButton, g<NEXTSM.BMP|
NEXTSM.BMP<JumpId(Dsstutor.hlp½DSTTRS_Communications)<<1}
```

## Advanced Site Preferences

From the **Setup** menu, select **Site Maintenance**.

```
{ewc rhgbtn32.dll, BlueSkyHelpButton, g<MENUSM.BMP|
MENUSM.BMP<JumpId(DSSTUTOR.HLP>main;½DSTTRS_Satellite_Table_of_Contents);CloseWindow("satelite");IfThen(IsM
ark("express"))i½DeleteMark("express")<<1} {ewc rhgbtn32.dll, BlueSkyHelpButton, g<MAINSM.BMP|
MAINSM.BMP<JumpKeyword("ds.hlp"i½"contents")<<1} {ewc rhgbtn32.dll, BlueSkyHelpButton, g<EXITSM.BMP|
EXITSM.BMP<Exit()<<1} {ewc rhgbtn32.dll, BlueSkyHelpButton, g<ANNOUP01.BMP|ANNODN01.BMP<Annotate()<<1}
{ewc rhgbtn32.dll, BlueSkyHelpButton, g<PREVSM.BMP|PREVSM.BMP< JumpId(Dsstutor.hlp>"main"i½
DSTTRS_Satellite_Table_of_Contents);CloseWindow("satelite")<<1} {ewc rhgbtn32.dll, BlueSkyHelpButton, g<NEXTSM.BMP|
NEXTSM.BMP<JumpId(dsstutor.hlpi½DSTTRS_Choose_the_site_to_edit)<<1}
```

## Begin Processing

To start processing Outbox Packets for your Remote sites, select **Process** from the **File** menu. Or, to process Outbox packets for your Central site, select **Process Central** from the **File** menu.

```
{ewc rhgbtn32.dll, BlueSkyHelpButton, g<MENUSM.BMP|
MENUSM.BMP<JumpId(DSSTUTOR.HLP>main;½DSTTRS_Satellite_Table_of_Contents);CloseWindow("satellite");IfThen(IsM
ark("express");½DeleteMark("express"))<<1} {ewc rhgbtn32.dll, BlueSkyHelpButton, g<MAINSM.BMP|
MAINSM.BMP<JumpKeyword("ds.hlp";½"contents")<<1} {ewc rhgbtn32.dll, BlueSkyHelpButton, g<EXITSM.BMP|
EXITSM.BMP<Exit()<<1} {ewc rhgbtn32.dll, BlueSkyHelpButton, g<ANNOUP01.BMP|ANNODN01.BMP<Annotate()<<1}
{ewc rhgbtn32.dll, BlueSkyHelpButton, g<PREVSM.BMP|PREVSM.BMP< JumpId(Dsstutor.hlp>"main";½
DSTTRS_Satellite_Table_of_Contents);CloseWindow("satellite")<<1} {ewc rhgbtn32.dll, BlueSkyHelpButton, g<NEXTSM.BMP|
NEXTSM.BMP<JumpId(DSSTUTOR.HLP;½DSTTRS_Processing_in_Progress)<<1}
```

**End of Express Jumps  
Loops Follow**



## Default User Security: Default Preferences

Select the local user preferences to assign to all users at this site from the drop-down box.

```
{ewc rhgbtn32.dll, BlueSkyHelpButton, g<MENUSM.BMP|MENUSM.BMP<JumpId(dsstutor.hlp>main;½  
DSTTRS_Satelite_Table_of_Contents);CloseWindow("satelite")<<1} {ewc rhgbtn32.dll, BlueSkyHelpButton, g<MAINSM.BMP|  
MAINSM.BMP<JumpKeyword("ds.hlp";½"contents")<<1} {ewc rhgbtn32.dll, BlueSkyHelpButton, g<EXITSM.BMP|  
EXITSM.BMP<Exit()<<1} {ewc rhgbtn32.dll, BlueSkyHelpButton, g<ANNOUP01.BMP|ANNODN01.BMP<Annotate()<<1}  
{ewc rhgbtn32.dll, BlueSkyHelpButton, g<PREVSM.BMP|  
PREVSM.BMP<JumpId(DSSTUTOR.HLP;½DSTTRS_Adjust_Default_User_Security)<<1} {ewc rhgbtn32.dll,  
BlueSkyHelpButton, g<NEXTSM.BMP|NEXTSM.BMP<Next()<<1}
```

## Default Security

Choose which security group you will use for all users at this site. (If you are using a Central Security Group, select the group from the drop-down box.)

```
{ewc rhgbtn32.dll, BlueSkyHelpButton, g<MENUSM.BMP|MENUSM.BMP<JumpId(dsstutor.hlp>mainĩ½  
DSTTRS_Satelite_Table_of_Contents);CloseWindow("satelite")<<1} {ewc rhgbtn32.dll, BlueSkyHelpButton, g<MAINSM.BMP|  
MAINSM.BMP<JumpKeyword("ds.hlp"ĩ½"contents")<<1} {ewc rhgbtn32.dll, BlueSkyHelpButton, g<EXITSM.BMP|  
EXITSM.BMP<Exit()<<1} {ewc rhgbtn32.dll, BlueSkyHelpButton, g<ANNOUP01.BMP|ANNODN01.BMP<Annotate()<<1}  
{ewc rhgbtn32.dll, BlueSkyHelpButton, g<PREVSM.BMP|PREVSM.BMP<Prev()<<1} {ewc rhgbtn32.dll, BlueSkyHelpButton,  
g<NEXTSM.BMP|NEXTSM.BMP<Next()<<1}
```

## Default Security and Preferences Complete

Click **Ok**.

```
{ewc rhgbtn32.dll, BlueSkyHelpButton, g<MENUSM.BMP|MENUSM.BMP<JumpId(dsstutor.hlp>main;½  
DSTTRS_Satelite_Table_of_Contents);CloseWindow("satelite")<<1} {ewc rhgbtn32.dll, BlueSkyHelpButton, g<MAINSM.BMP|  
MAINSM.BMP<JumpKeyword("ds.hlp";½"contents")<<1} {ewc rhgbtn32.dll, BlueSkyHelpButton, g<EXITSM.BMP|  
EXITSM.BMP<Exit()<<1} {ewc rhgbtn32.dll, BlueSkyHelpButton, g<ANNOUP01.BMP|ANNODN01.BMP<Annotate()<<1}  
{ewc rhgbtn32.dll, BlueSkyHelpButton, g<PREVSM.BMP|PREVSM.BMP<Prev()<<1}{ewc rhgbtn32.dll, BlueSkyHelpButton,  
g<NEXTSM.BMP|  
NEXTSM.BMP<IfThenElse(IsMark("express"));½JumpId(dsstutor.hlp;½DSTTRS_Adjust_Default_User_Security);½JumpId(ds  
stutor.hlp;½ DSTTRS_Select_Database_s_to_Synchronize )<<1}
```

## Reset sites information

Read this message, then click **OK**.



```
{ewc rhgbtn32.dll, BlueSkyHelpButton, g<MENUSM.BMP|MENUSM.BMP< JumpId(DSSTUTOR.HLP>"main"%i%½  
DSTTRS_Satellite_Table_of_Contents);CloseWindow("satelite")<<1} {ewc rhgbtn32.dll, BlueSkyHelpButton, g<MAINSM.BMP|  
MAINSM.BMP<JumpKeyword("ds.hlp"%i%½"contents")<<1} {ewc rhgbtn32.dll, BlueSkyHelpButton, g<EXITSM.BMP|  
EXITSM.BMP<Exit()<<1} {ewc rhgbtn32.dll, BlueSkyHelpButton, g<ANNOUP01.BMP|ANNODN01.BMP<Annotate()<<1} {ewc  
rhgbtn32.dll, BlueSkyHelpButton, g<PREVSM.BMP|PREVSM.BMP<Prev()<<1} {ewc rhgbtn32.dll, BlueSkyHelpButton,  
g<NEXTSM.BMP|NEXTSM.BMP<Next()<<1}
```

## Select Sites to Reset

Highlight each site you want to reset and click **Add**.

```
{ewc rhgbtn32.dll, BlueSkyHelpButton, g<MENUSM.BMP|MENUSM.BMP< JumpId(DSSTUTOR.HLP>"main"%i%½  
DSTTRS_Satellite_Table_of_Contents);CloseWindow("satelite")<<1} {ewc rhgbtn32.dll, BlueSkyHelpButton, g<MAINSM.BMP|  
MAINSM.BMP<JumpKeyword("ds.hlp"%i%½"contents")<<1} {ewc rhgbtn32.dll, BlueSkyHelpButton, g<EXITSM.BMP|  
EXITSM.BMP<Exit()<<1} {ewc rhgbtn32.dll, BlueSkyHelpButton, g<ANNOUP01.BMP|ANNODN01.BMP<Annotate()<<1}  
{ewc rhgbtn32.dll, BlueSkyHelpButton, g<PREVSM.BMP|PREVSM.BMP<Prev()<<1} {ewc rhgbtn32.dll, BlueSkyHelpButton,  
g<NEXTSM.BMP|NEXTSM.BMP<Next()<<1}
```

Reset the selected sites

Click **Ok**.

```
{ewc rhgbtn32.dll, BlueSkyHelpButton, g<MENUSM.BMP|MENUSM.BMP< JumpId(DSSTUTOR.HLP>"main"i½  
DSTTRS_Satellite_Table_of_Contents);CloseWindow("satellite")<<1} {ewc rhgbtn32.dll, BlueSkyHelpButton, g<MAINSM.BMP|  
MAINSM.BMP<JumpKeyword("ds.hlp"i½"contents")<<1} {ewc rhgbtn32.dll, BlueSkyHelpButton, g<EXITSM.BMP|  
EXITSM.BMP<Exit()<<1} {ewc rhgbtn32.dll, BlueSkyHelpButton, g<ANNOUP01.BMP|ANNODN01.BMP<Annotate()<<1}  
{ewc rhgbtn32.dll, BlueSkyHelpButton, g<PREVSM.BMP|PREVSM.BMP<Prev()<<1} {ewc rhgbtn32.dll, BlueSkyHelpButton,  
g<NEXTSM.BMP|NEXTSM.BMP<Next()<<1}
```

### Confirm Reset of Site(s)

Answer **Yes** to reset the site(s). Answer **No** to cancel resetting of the site(s).

```
{ewc rhgbtn32.dll, BlueSkyHelpButton, g<MENUSM.BMP|MENUSM.BMP< JumpId(DSSTUTOR.HLP>"main"%½  
DSTTRS_Satellite_Table_of_Contents);CloseWindow("satellite")<<1} {ewc rhgbtn32.dll, BlueSkyHelpButton, g<MAINSM.BMP|  
MAINSM.BMP<JumpKeyword("ds.hlp"%½"contents")<<1} {ewc rhgbtn32.dll, BlueSkyHelpButton, g<EXITSM.BMP|  
EXITSM.BMP<Exit()<<1} {ewc rhgbtn32.dll, BlueSkyHelpButton, g<ANNOUP01.BMP|ANNODN01.BMP<Annotate()<<1}  
{ewc rhgbtn32.dll, BlueSkyHelpButton, g<PREVSM.BMP|PREVSM.BMP<Prev()<<1} {ewc rhgbtn32.dll, BlueSkyHelpButton,  
g<NEXTSM.BMP|NEXTSM.BMP<Next()<<1}
```

## Site Reset Complete

If you see a message confirming reset of sites, click **OK** on that message box. If no message appears, simply click Next.

```
{ewc rhgbtn32.dll, BlueSkyHelpButton, g<MENUSM.BMP|MENUSM.BMP<
JumpId(DSSTUTOR.HLP>"main"i¿½DSTTRS_Satellite_Table_of_Contents);CloseWindow("satellite")<<1} {ewc
rhgbtn32.dll,BlueSkyHelpButton,g<MAINSM.BMP|MAINSM.BMP<JumpKeyword("ds.hlp"i¿½"contents")<<1} {ewc rhgbtn32.dll,
BlueSkyHelpButton, g<EXITSM.BMP|EXITSM.BMP<Exit()<<1} {ewc rhgbtn32.dll, BlueSkyHelpButton, g<ANNOUP01.BMP|
ANNODN01.BMP<Annotate()<<1} {ewc rhgbtn32.dll, BlueSkyHelpButton, g<PREVSM.BMP|PREVSM.BMP<Prev()<<1} {ewc
rhgbtn32.dll,BlueSkyHelpButton,g<NEXTSM.BMP|
NEXTSM.BMP<JumpId(DSSTUTOR.HLPi¿½DSTTRS_Server_Options_Set)<<1}
```



## Add New Server

Click **Add**.

```
{ewc rhgbtn32.dll, BlueSkyHelpButton, g<MENUSM.BMP|MENUSM.BMP< JumpId(Dsstutor.hlp>"main"i¿½  
DSTTRS_Satellite_Table_of_Contents);CloseWindow("satellite")<<1} {ewc rhgbtn32.dll, BlueSkyHelpButton, g<MAINSM.BMP|  
MAINSM.BMP<JumpKeyword("ds.hlp"i¿½"contents")<<1} {ewc rhgbtn32.dll, BlueSkyHelpButton, g<EXITSM.BMP|  
EXITSM.BMP<Exit()<<1} {ewc rhgbtn32.dll, BlueSkyHelpButton, g<ANNOUP01.BMP|ANNODN01.BMP<Annotate()<<1}  
{ewc rhgbtn32.dll, BlueSkyHelpButton, g<PREVSM.BMP|PREVSM.BMP< JumpId(Dsstutor.hlp¿½DSTTRS_Server_ID)<<1}  
{ewc rhgbtn32.dll, BlueSkyHelpButton, g<NEXTSM.BMP|NEXTSM.BMP<Next()<<1}
```

Enter a three character server ID

Enter a unique ID for the new server.

```
{ewc rhgbtn32.dll, BlueSkyHelpButton, g<MENUSM.BMP|MENUSM.BMP< JumpId(Dsstutor.hlp>"main"i½  
DSTTRS_Satellite_Table_of_Contents);CloseWindow("satellite")<<1} {ewc rhgbtn32.dll, BlueSkyHelpButton, g<MAINSM.BMP|  
MAINSM.BMP<JumpKeyword("ds.hlp"i½"contents")<<1} {ewc rhgbtn32.dll, BlueSkyHelpButton, g<EXITSM.BMP|  
EXITSM.BMP<Exit()<<1} {ewc rhgbtn32.dll, BlueSkyHelpButton, g<ANNOUP01.BMP|ANNODN01.BMP<Annotate()<<1}  
{ewc rhgbtn32.dll, BlueSkyHelpButton, g<PREVSM.BMP|PREVSM.BMP<Prev()<<1} {ewc rhgbtn32.dll, BlueSkyHelpButton,  
g<NEXTSM.BMP|NEXTSM.BMP<Next()<<1}
```

## New Server Added

Click **Save**.

```
{ewc rhgbtn32.dll, BlueSkyHelpButton, g<MENUSM.BMP|MENUSM.BMP< JumpID(Dsstutor.hlp>"main"i½  
DSTTRS_Satellite_Table_of_Contents);CloseWindow("satellite")<<1} {ewc rhgbtn32.dll, BlueSkyHelpButton, g<MAINSM.BMP|  
MAINSM.BMP<JumpKeyword("ds.hlp"i½"contents")<<1} {ewc rhgbtn32.dll, BlueSkyHelpButton, g<EXITSM.BMP|  
EXITSM.BMP<Exit()<<1} {ewc rhgbtn32.dll, BlueSkyHelpButton, g<ANNOUP01.BMP|ANNODN01.BMP<Annotate()<<1}  
{ewc rhgbtn32.dll, BlueSkyHelpButton, g<PREVSM.BMP|PREVSM.BMP<Prev()<<1} {ewc rhgbtn32.dll, BlueSkyHelpButton,  
g<NEXTSM.BMP|NEXTSM.BMP<JumpID(Dsstutor.hlpi½DSTTRS_Server_ID)<<1}
```

**End of Loops**

**Special Procedures Follow**

## Select Database

Identify the database you would like to specify preferences for by highlighting it on this list.

```
{ewc rhgbtn32.dll, BlueSkyHelpButton, g<MENUSM.BMP|MENUSM.BMP<
JumpId(DSSTUTOR.HLP>"main"i½
DSTTRS_Satellite_Table_of_Contents);CloseWindow("satelite")<<1} {ewc rhgbtn32.dll,
BlueSkyHelpButton, g<MAINSM.BMP|MAINSM.BMP<JumpKeyword("ds.hlp"i½"contents")<<1} {ewc
rhgbtn32.dll, BlueSkyHelpButton, g<EXITSM.BMP|EXITSM.BMP<Exit()<<1} {ewc rhgbtn32.dll,
BlueSkyHelpButton, g<ANNOUP01.BMP|ANNODN01.BMP<Annotate()<<1} {ewc rhgbtn32.dll,
BlueSkyHelpButton, g<PREVSM.BMP|PREVSM.BMP<Prev()<<1} {ewc rhgbtn32.dll,
BlueSkyHelpButton, g<NEXTSM.BMP|NEXTSM.BMP<Next()<<1}
```

## Edit Database

Click **Edit**.

```
{ewc rhgbtn32.dll, BlueSkyHelpButton, g<MENUSM.BMP|MENUSM.BMP<
JumpId(DSSTUTOR.HLP>"main"i½
DSTTRS_Satellite_Table_of_Contents);CloseWindow("satelite")<<1} {ewc rhgbtn32.dll,
BlueSkyHelpButton, g<MAINSM.BMP|MAINSM.BMP<JumpKeyword("ds.hlp"i½"contents")<<1} {ewc
rhgbtn32.dll, BlueSkyHelpButton, g<EXITSM.BMP|EXITSM.BMP<Exit()<<1} {ewc rhgbtn32.dll,
BlueSkyHelpButton, g<ANNOUP01.BMP|ANNODN01.BMP<Annotate()<<1} {ewc rhgbtn32.dll,
BlueSkyHelpButton, g<PREVSM.BMP|PREVSM.BMP<Prev()<<1} {ewc rhgbtn32.dll,
BlueSkyHelpButton, g<NEXTSM.BMP|NEXTSM.BMP<Next()<<1}
```

## Global Preferences

Once you have your databases selected, you can select what data is to be synchronized to those databases by establishing database preferences. The options in this screen allow you to control what information is passed, from an entire level down to individual fields.

This dialog box is divided into several sections. The first allows you to specify which records should be included in synchronization based on recent transaction status and filter criteria. Click the popup links for a brief description of each option.

[Include these records:](#)

[Select records based on new transactions](#)

[Select all records, ignore transactions](#)

[Only accept records from site which are in this filter](#)

[Initialize records when filtered data changes](#)

The next section allows you to further refine your selection criteria by restricting synchronization to certain levels.

[Level Radio Buttons](#)

The next section allows you to select records based on a few miscellaneous criteria.

[Accept new contact records](#)

[Synchronize deleted contact records](#)

[Synchronize embedded OLE fields](#)

[Include linked activities for this database](#)

The **Export Field Selection** section allows you to choose specific fields to be exported.

[Export Field Selection: Level 1, Level 2, Level 3](#)

You may choose to [apply these settings to all of your sites.](#)

```
{ewc rhgbtn32.dll, BlueSkyHelpButton, g<MENUSM.BMP|MENUSM.BMP<
JumpId(DSSTUTOR.HLP>"main"i½
DSTTRS_Satellite_Table_of_Contents);CloseWindow("satelite")<<1} {ewc rhgbtn32.dll,
BlueSkyHelpButton, g<MAINSM.BMP|MAINSM.BMP<JumpKeyword("ds.hlp"i½"contents")<<1} {ewc
rhgbtn32.dll, BlueSkyHelpButton, g<EXITSM.BMP|EXITSM.BMP<Exit()<<1} {ewc rhgbtn32.dll,
BlueSkyHelpButton, g<ANNOUP01.BMP|ANNODN01.BMP<Annotate()<<1} {ewc rhgbtn32.dll,
BlueSkyHelpButton, g<PREVSM.BMP|PREVSM.BMP<Prev()<<1} {ewc rhgbtn32.dll,
BlueSkyHelpButton, g<NEXTSM.BMP|NEXTSM.BMP<Next()<<1}
```

Select database files to transfer

Click **Select database files to transfer**.

```
{ewc rhgbtn32.dll, BlueSkyHelpButton, g<MENUSM.BMP|MENUSM.BMP<
JumpId(DSSTUTOR.HLP>"main"i½
DSTTRS_Satellite_Table_of_Contents);CloseWindow("satelite")<<1} {ewc rhgbtn32.dll,
BlueSkyHelpButton, g<MAINSM.BMP|MAINSM.BMP<JumpKeyword("ds.hlp"i½"contents")<<1} {ewc
rhgbtn32.dll, BlueSkyHelpButton, g<EXITSM.BMP|EXITSM.BMP<Exit()<<1} {ewc rhgbtn32.dll,
BlueSkyHelpButton, g<ANNOUP01.BMP|ANNODN01.BMP<Annotate()<<1} {ewc rhgbtn32.dll,
BlueSkyHelpButton, g<PREVSM.BMP|PREVSM.BMP<Prev()<<1} {ewc rhgbtn32.dll,
BlueSkyHelpButton, g<NEXTSM.BMP|NEXTSM.BMP<Next()<<1}
```



## Database Files to Transfer

Options are provided in this screen to allow you to select which structural changes you would like synchronized from the satellite installation to the remote sites. Click on the popup links for a brief explanation of each option.

[Database Structure/ Views](#)

[Filters](#)

[Indexes](#)

[List Boxes](#)

[Create Database if not found](#)

[Transfer Database Preferences](#)

```
{ewc rhgbtn32.dll, BlueSkyHelpButton, g<MENUSM.BMP|MENUSM.BMP<
JumpId(DSSTUTOR.HLP>"main"i½
DSTTRS_Satellite_Table_of_Contents);CloseWindow("satellite")<<1} {ewc rhgbtn32.dll,
BlueSkyHelpButton, g<MAINSM.BMP|MAINSM.BMP<JumpKeyword("ds.hlp"i½"contents")<<1} {ewc
rhgbtn32.dll, BlueSkyHelpButton, g<EXITSM.BMP|EXITSM.BMP<Exit()<<1} {ewc rhgbtn32.dll,
BlueSkyHelpButton, g<ANNOUP01.BMP|ANNODN01.BMP<Annotate()<<1} {ewc rhgbtn32.dll,
BlueSkyHelpButton, g<PREVSM.BMP|PREVSM.BMP<Prev()<<1} {ewc rhgbtn32.dll,
BlueSkyHelpButton, g<NEXTSM.BMP|NEXTSM.BMP<Next()<<1}
```

## Database Files Selected

Click **OK**.

```
{ewc rhgbtn32.dll, BlueSkyHelpButton, g<MENUSM.BMP|MENUSM.BMP<
JumpId(DSSTUTOR.HLP>"main"i½
DSTTRS_Satellite_Table_of_Contents);CloseWindow("satelite")<<1} {ewc rhgbtn32.dll,
BlueSkyHelpButton, g<MAINSM.BMP|MAINSM.BMP<JumpKeyword("ds.hlp"i½"contents")<<1} {ewc
rhgbtn32.dll, BlueSkyHelpButton, g<EXITSM.BMP|EXITSM.BMP<Exit()<<1} {ewc rhgbtn32.dll,
BlueSkyHelpButton, g<ANNOUP01.BMP|ANNODN01.BMP<Annotate()<<1} {ewc rhgbtn32.dll,
BlueSkyHelpButton, g<PREVSM.BMP|PREVSM.BMP<Prev()<<1} {ewc rhgbtn32.dll,
BlueSkyHelpButton, g<NEXTSM.BMP|NEXTSM.BMP<Next()<<1}
```

## Global Database Preferences Set for this Database

Click **Save**.

```
{ewc rhgbtn32.dll, BlueSkyHelpButton, g<MENUSM.BMP|MENUSM.BMP<
JumpId(DSSTUTOR.HLP>"main"i½
DSTTRS_Satellite_Table_of_Contents);CloseWindow("satelite")<<1} {ewc rhgbtn32.dll,
BlueSkyHelpButton, g<MAINSM.BMP|MAINSM.BMP<JumpKeyword("ds.hlp"i½"contents")<<1} {ewc
rhgbtn32.dll, BlueSkyHelpButton, g<EXITSM.BMP|EXITSM.BMP<Exit()<<1} {ewc rhgbtn32.dll,
BlueSkyHelpButton, g<ANNOUP01.BMP|ANNODN01.BMP<Annotate()<<1} {ewc rhgbtn32.dll,
BlueSkyHelpButton, g<PREVSM.BMP|PREVSM.BMP<Prev()<<1} {ewc rhgbtn32.dll,
BlueSkyHelpButton, g<NEXTSM.BMP|NEXTSM.BMP<Next()<<1}
```

## Edit another Global Database?

Follow this link to [configure another database](#). Click Next to proceed to the next topic.

{ewc rhgbt n32.dll I, BlueS kyHel pButt on, g<ME NUU P.BM P  MEN USM. BMP < JumpI d(DS STUT OR.H LP>" main" i½ DSTT RS_S atellit e_Tab le_of_ Conte nts);C lose Wind ow("s atelite ")<<1}	{ewc rhgbtn32. dll, BlueSkyH elpButton, g<MAINU P.BMP  MAINDN. BMP<Jum pKeyword ("ds.hlp"i½ ½"content s")<<1}	{ew c rhg btn3 2.dll , Blu eSk yHe lpB utto n, g<E XIT UP. BM P  EXI TD N.B MP <Exi t())< <1}	{ewc rhgbt n32.d ll, BlueS kyHel pButt on, g<AN UPL G01. BMP  AND NLG0 1.BM P<An notat e())<< 1}	{ewc rhgbtn 32.dll, BlueS kyHel pButto n, g<PR EVUP. BMP  PREV DN.B MP<P rev())< <1}	{ewc rhgbtn 32.dll, BlueS kyHel pButto n, g<RE PEAT UP.B MP  REPE ATDN. BMP< JumpI d(DS STUT OR.H LPi½ ½ DSTT RS_S elect_ Datab ase)< <1}	{ew c rhg btn 32. dll, Blu eS ky Hel pB utto n, g< NE XT UP. BM P  NE XT DN .B MP <N ext( )<< 1}
Conte nts	TeleMagic Help	Exit	Annot ate	Back	Repe at Proce dure	Ne xt

## All Global Database Preferences Set

Click **Close**.

```
{ewc rhgbtn32.dll, BlueSkyHelpButton, g<MENUSM.BMP|MENUSM.BMP< JumpId(DSSTUTOR.HLP>"main"i½  
DSTTRS_Satellite_Table_of_Contents);CloseWindow("satelite")<<1} {ewc rhgbtn32.dll, BlueSkyHelpButton, g<MAINSM.BMP|  
MAINSM.BMP<JumpKeyword("ds.hlp"i½"contents")<<1} {ewc rhgbtn32.dll, BlueSkyHelpButton, g<EXITSM.BMP|  
EXITSM.BMP<Exit()<<1} {ewc rhgbtn32.dll, BlueSkyHelpButton, g<ANNOUP01.BMP|ANNODN01.BMP<Annotate()<<1}  
{ewc rhgbtn32.dll, BlueSkyHelpButton, g<PREVSM.BMP|PREVSM.BMP<Prev()<<1} {ewc rhgbtn32.dll, BlueSkyHelpButton,  
g<NEXTSM.BMP|NEXTSM.BMP<JumpId(DSSTUTOR.HLPi½ DSTTRS_Procedure_Complete);SaveMark(lastpath)<<1}
```

## Read and acknowledge message

Click **OK**.

```
{ewc rhgbtn32.dll, BlueSkyHelpButton, g<MENUSM.BMP|MENUSM.BMP< JumpId(DSSTUTOR.HLP>"main"i½  
DSTTRS_Satellite_Table_of_Contents);CloseWindow("satelite")<<1} {ewc rhgbtn32.dll, BlueSkyHelpButton, g<MAINSM.BMP|  
MAINSM.BMP<JumpKeyword("ds.hlp"i½"contents")<<1} {ewc rhgbtn32.dll, BlueSkyHelpButton, g<EXITSM.BMP|  
EXITSM.BMP<Exit()<<1} {ewc rhgbtn32.dll, BlueSkyHelpButton, g<ANNOUP01.BMP|ANNODN01.BMP<Annotate()<<1}  
{ewc rhgbtn32.dll, BlueSkyHelpButton, g<PREVSM.BMP|  
PREVSM.BMP<JumpId(dsstutor.hlpi½DSTTRS_Site_Specific_Databases_Express_Jump)<<1} {ewc rhgbtn32.dll,  
BlueSkyHelpButton, g<NEXTSM.BMP|NEXTSM.BMP<Next()<<1}
```

## Choose the site

Highlight the site to setup site specific database synchronization.

```
{ewc rhgbtn32.dll, BlueSkyHelpButton, g<MENUSM.BMP|MENUSM.BMP< JumpId(DSSTUTOR.HLP>"main"i½  
DSTTRS_Satellite_Table_of_Contents);CloseWindow("satellite")<<1} {ewc rhgbtn32.dll, BlueSkyHelpButton, g<MAINSM.BMP|  
MAINSM.BMP<JumpKeyword("ds.hlp"i½"contents")<<1} {ewc rhgbtn32.dll, BlueSkyHelpButton, g<EXITSM.BMP|  
EXITSM.BMP<Exit()<<1} {ewc rhgbtn32.dll, BlueSkyHelpButton, g<ANNOUP01.BMP|ANNODN01.BMP<Annotate()<<1}  
{ewc rhgbtn32.dll, BlueSkyHelpButton, g<PREVSM.BMP|PREVSM.BMP<Prev()<<1} {ewc rhgbtn32.dll, BlueSkyHelpButton,  
g<NEXTSM.BMP|NEXTSM.BMP<Next()<<1}
```

## Select the site

Click **Select**.

```
{ewc rhgbtn32.dll, BlueSkyHelpButton, g<MENUSM.BMP|MENUSM.BMP< JumpId(DSSTUTOR.HLP>"main"i½  
DSTTRS_Satellite_Table_of_Contents);CloseWindow("satellite")<<1} {ewc rhgbtn32.dll, BlueSkyHelpButton, g<MAINSM.BMP|  
MAINSM.BMP<JumpKeyword("ds.hlp"i½"contents")<<1} {ewc rhgbtn32.dll, BlueSkyHelpButton, g<EXITSM.BMP|  
EXITSM.BMP<Exit()<<1} {ewc rhgbtn32.dll, BlueSkyHelpButton, g<ANNOUP01.BMP|ANNODN01.BMP<Annotate()<<1}  
{ewc rhgbtn32.dll, BlueSkyHelpButton, g<PREVSM.BMP|PREVSM.BMP<Prev()<<1} {ewc rhgbtn32.dll, BlueSkyHelpButton,  
g<NEXTSM.BMP|NEXTSM.BMP<Next()<<1}
```



### Select site specific database(s) to synchronize

The **Selected** list currently shows the databases being synchronized at all sites. Highlight the database and click **Add** to synchronize additional databases at this site. Highlight the database and click **Remove** to prevent databases from being synchronized at this site.

```
{ewc rhgbtn32.dll, BlueSkyHelpButton, g<MENUSM.BMP|MENUSM.BMP< JumpId(DSSTUTOR.HLP>"main"i½  
DSTTRS_Satellite_Table_of_Contents);CloseWindow("satellite")<<1} {ewc rhgbtn32.dll, BlueSkyHelpButton, g<MAINSM.BMP|  
MAINSM.BMP<JumpKeyword("ds.hlp"i½"contents")<<1} {ewc rhgbtn32.dll, BlueSkyHelpButton, g<EXITSM.BMP|  
EXITSM.BMP<Exit()<<1} {ewc rhgbtn32.dll, BlueSkyHelpButton, g<ANNOUP01.BMP|ANNODN01.BMP<Annotate()<<1}  
{ewc rhgbtn32.dll, BlueSkyHelpButton, g<PREVSM.BMP|PREVSM.BMP<Prev()<<1} {ewc rhgbtn32.dll, BlueSkyHelpButton,  
g<NEXTSM.BMP|NEXTSM.BMP<Next()<<1}
```

Done selecting site specific database(s) for this site

Click **OK**.

```
{ewc rhgbtn32.dll, BlueSkyHelpButton, g<MENUSM.BMP|MENUSM.BMP< JumpId(DSSTUTOR.HLP>"main"%½  
DSTTRS_Satellite_Table_of_Contents);CloseWindow("satellite")<<1} {ewc rhgbtn32.dll, BlueSkyHelpButton, g<MAINSM.BMP|  
MAINSM.BMP<JumpKeyword("ds.hlp"%½"contents")<<1} {ewc rhgbtn32.dll, BlueSkyHelpButton, g<EXITSM.BMP|  
EXITSM.BMP<Exit()<<1} {ewc rhgbtn32.dll, BlueSkyHelpButton, g<ANNOUP01.BMP|ANNODN01.BMP<Annotate()<<1}  
{ewc rhgbtn32.dll, BlueSkyHelpButton, g<PREVSM.BMP|PREVSM.BMP<Prev()<<1} {ewc rhgbtn32.dll, BlueSkyHelpButton,  
g<NEXTSM.BMP|NEXTSM.BMP<Next()<<1}
```

## Configure Another Site?

Follow this link to [configure more sites](#). If you are done configuring sites, proceed to the next topic.

```
{ewc rhgbtn32.dll, BlueSkyHelpButton, g<MENUSM.BMP|MENUSM.BMP< JumpId(DSSTUTOR.HLP>"main"i½  
DSTTRS_Satellite_Table_of_Contents);CloseWindow("satellite")<<1} {ewc rhgbtn32.dll, BlueSkyHelpButton, g<MAINSM.BMP|  
MAINSM.BMP<JumpKeyword("ds.hlp"i½"contents")<<1} {ewc rhgbtn32.dll, BlueSkyHelpButton, g<EXITSM.BMP|  
EXITSM.BMP<Exit()<<1} {ewc rhgbtn32.dll, BlueSkyHelpButton, g<ANNOUP01.BMP|ANNODN01.BMP<Annotate()<<1}  
{ewc rhgbtn32.dll, BlueSkyHelpButton, g<PREVSM.BMP|PREVSM.BMP<Prev()<<1} {ewc rhgbtn32.dll, BlueSkyHelpButton,  
g<REPEATSM.BMP|REPEATSM.BMP<JumpId(DSSTUTOR.HLPi½DSTTRS_Choose_the_site)<<1} {ewc rhgbtn32.dll,  
BlueSkyHelpButton, g<NEXTSM.BMP|NEXTSM.BMP<Next()<<1}
```

Done selecting site database(s)

Click **Close**.

```
{ewc rhgbtn32.dll, BlueSkyHelpButton, g<MENUSM.BMP|MENUSM.BMP< JumpId(DSSTUTOR.HLP>"main"%½  
DSTTRS_Satellite_Table_of_Contents);CloseWindow("satellite")<<1} {ewc rhgbtn32.dll, BlueSkyHelpButton, g<MAINSM.BMP|  
MAINSM.BMP<JumpKeyword("ds.hlp"%½"contents")<<1} {ewc rhgbtn32.dll, BlueSkyHelpButton, g<EXITSM.BMP|  
EXITSM.BMP<Exit()<<1} {ewc rhgbtn32.dll, BlueSkyHelpButton, g<ANNOUP01.BMP|ANNODN01.BMP<Annotate()<<1}  
{ewc rhgbtn32.dll, BlueSkyHelpButton, g<PREVSM.BMP|PREVSM.BMP<Prev()<<1} {ewc rhgbtn32.dll, BlueSkyHelpButton,  
g<NEXTSM.BMP|NEXTSM.BMP<Next()<<1}
```

## Setup Site-specific Database Preferences

From the **Setup** menu, select **Site Specific Preferences...**, **Database Preferences**.

```
{ewc rhgbtn32.dll, BlueSkyHelpButton, g<MENUSM.BMP|MENUSM.BMP< JumpId(DSSTUTOR.HLP>"main"%½  
DSTTRS_Satellite_Table_of_Contents);CloseWindow("satellite")<<1} {ewc rhgbtn32.dll, BlueSkyHelpButton, g<MAINSM.BMP|  
MAINSM.BMP<JumpKeyword("ds.hlp"%½"contents")<<1} {ewc rhgbtn32.dll, BlueSkyHelpButton, g<EXITSM.BMP|  
EXITSM.BMP<Exit()<<1} {ewc rhgbtn32.dll, BlueSkyHelpButton, g<ANNOUP01.BMP|ANNODN01.BMP<Annotate()<<1}  
{ewc rhgbtn32.dll, BlueSkyHelpButton, g<PREVSM.BMP|PREVSM.BMP<Prev()<<1} {ewc rhgbtn32.dll, BlueSkyHelpButton,  
g<NEXTSM.BMP|NEXTSM.BMP<Next()<<1}
```

## Read and acknowledge message

Click **OK**.

```
{ewc rhgbtn32.dll, BlueSkyHelpButton, g<MENUSM.BMP|MENUSM.BMP< JumpId(DSSTUTOR.HLP>"main"%½  
DSTTRS_Satellite_Table_of_Contents);CloseWindow("satelite")<<1} {ewc rhgbtn32.dll, BlueSkyHelpButton, g<MAINSM.BMP|  
MAINSM.BMP<JumpKeyword("ds.hlp"%½"contents")<<1} {ewc rhgbtn32.dll, BlueSkyHelpButton, g<EXITSM.BMP|  
EXITSM.BMP<Exit()<<1} {ewc rhgbtn32.dll, BlueSkyHelpButton, g<ANNOUP01.BMP|ANNODN01.BMP<Annotate()<<1}  
{ewc rhgbtn32.dll, BlueSkyHelpButton, g<PREVSM.BMP|PREVSM.BMP<Prev()<<1} {ewc rhgbtn32.dll, BlueSkyHelpButton,  
g<NEXTSM.BMP|NEXTSM.BMP<Next()<<1}
```

## Choose the specific Site

Highlight the site from the list of sites.

```
{ewc rhgbtn32.dll, BlueSkyHelpButton, g<MENUSM.BMP|MENUSM.BMP< JumpId(DSSTUTOR.HLP>"main"½  
DSTTRS_Satellite_Table_of_Contents);CloseWindow("satellite")<<1} {ewc rhgbtn32.dll, BlueSkyHelpButton, g<MAINSM.BMP|  
MAINSM.BMP<JumpKeyword("ds.hlp"½"contents")<<1} {ewc rhgbtn32.dll, BlueSkyHelpButton, g<EXITSM.BMP|  
EXITSM.BMP<Exit()<<1} {ewc rhgbtn32.dll, BlueSkyHelpButton, g<ANNOUP01.BMP|ANNODN01.BMP<Annotate()<<1}  
{ewc rhgbtn32.dll, BlueSkyHelpButton, g<PREVSM.BMP|PREVSM.BMP<Prev()<<1} {ewc rhgbtn32.dll, BlueSkyHelpButton,  
g<NEXTSM.BMP|NEXTSM.BMP<Next()<<1}
```

Select the specific site

Click **Select**.

```
{ewc rhgbtn32.dll, BlueSkyHelpButton, g<MENUSM.BMP|MENUSM.BMP< JumpId(DSSTUTOR.HLP>"main"i½  
DSTTRS_Satellite_Table_of_Contents);CloseWindow("satelite")<<1} {ewc rhgbtn32.dll, BlueSkyHelpButton, g<MAINSM.BMP|  
MAINSM.BMP<JumpKeyword("ds.hlp"i½"contents")<<1} {ewc rhgbtn32.dll, BlueSkyHelpButton, g<EXITSM.BMP|  
EXITSM.BMP<Exit()<<1} {ewc rhgbtn32.dll, BlueSkyHelpButton, g<ANNOUP01.BMP|ANNODN01.BMP<Annotate()<<1}  
{ewc rhgbtn32.dll, BlueSkyHelpButton, g<PREVSM.BMP|PREVSM.BMP<Prev()<<1} {ewc rhgbtn32.dll, BlueSkyHelpButton,  
g<NEXTSM.BMP|NEXTSM.BMP<Next()<<1}
```



Choose the site database to edit

Highlight the database from the list of databases.

```
{ewc rhgbtn32.dll, BlueSkyHelpButton, g<MENUSM.BMP|MENUSM.BMP< JumpId(DSSTUTOR.HLP>"main"½  
DSTTRS_Satellite_Table_of_Contents);CloseWindow("satellite")<<1} {ewc rhgbtn32.dll, BlueSkyHelpButton, g<MAINSM.BMP|  
MAINSM.BMP<JumpKeyword("ds.hlp"½"contents")<<1} {ewc rhgbtn32.dll, BlueSkyHelpButton, g<EXITSM.BMP|  
EXITSM.BMP<Exit()<<1} {ewc rhgbtn32.dll, BlueSkyHelpButton, g<ANNOUP01.BMP|ANNODN01.BMP<Annotate()<<1}  
{ewc rhgbtn32.dll, BlueSkyHelpButton, g<PREVSM.BMP|PREVSM.BMP<Prev()<<1} {ewc rhgbtn32.dll, BlueSkyHelpButton,  
g<NEXTSM.BMP|NEXTSM.BMP<Next()<<1}
```

## Edit site specific database

Click **Edit**.

```
{ewc rhgbtn32.dll, BlueSkyHelpButton, g<MENUSM.BMP|MENUSM.BMP< JumpId(DSSTUTOR.HLP>"main"%i%½  
DSTTRS_Satellite_Table_of_Contents);CloseWindow("satelite")<<1} {ewc rhgbtn32.dll, BlueSkyHelpButton, g<MAINSM.BMP|  
MAINSM.BMP<JumpKeyword("ds.hlp"%i%½"contents")<<1} {ewc rhgbtn32.dll, BlueSkyHelpButton, g<EXITSM.BMP|  
EXITSM.BMP<Exit()<<1} {ewc rhgbtn32.dll, BlueSkyHelpButton, g<ANNOUP01.BMP|ANNODN01.BMP<Annotate()<<1}  
{ewc rhgbtn32.dll, BlueSkyHelpButton, g<PREVSM.BMP|PREVSM.BMP<Prev()<<1} {ewc rhgbtn32.dll, BlueSkyHelpButton,  
g<NEXTSM.BMP|NEXTSM.BMP<Next()<<1}
```

## Site Specific Database Preferences Dialog Box

Once you have your databases selected, you can select what data is to be synchronized to those databases by establishing database preferences. The options in this screen allow you to control what information is passed, from an entire level down to individual fields.

This dialog box is divided into several sections. The first allows you to specify which records should be included in synchronization based on recent transaction status and filter criteria. Click the popup links for a brief description of each option.

[Include these records:](#)

[Select records based on new transactions](#)

[Select all records, ignore transactions](#)

[Only accept records from site which are in this filter](#)

[Initialize records when filtered data changes](#)

The next section allows you to further refine your selection criteria by restricting synchronization to certain levels.

[Level Radio Buttons](#)

The next section allows you to select records based on a few miscellaneous criteria.

[Accept new contact records](#)

[Synchronize deleted contact records](#)

[Synchronize embedded OLE fields](#)

[Include linked activities for this database](#)

The Export Field Selection section allows you to choose specific fields to be exported.

[Export Field Selection: Level 1, Level 2, Level 3](#)

You may choose to [apply these settings to all of your sites](#) .

```
{ewc rhgbtn32.dll, BlueSkyHelpButton, g<MENUSM.BMP|MENUSM.BMP< JumpId(DSSTUTOR.HLP>"main"i½  
DSTTRS_Satellite_Table_of_Contents);CloseWindow("satellite")<<1} {ewc rhgbtn32.dll, BlueSkyHelpButton, g<MAINSM.BMP|  
MAINSM.BMP<JumpKeyword("ds.hlp"i½"contents")<<1} {ewc rhgbtn32.dll, BlueSkyHelpButton, g<EXITSM.BMP|  
EXITSM.BMP<Exit()<<1} {ewc rhgbtn32.dll, BlueSkyHelpButton, g<ANNOUNP01.BMP|ANNODN01.BMP<Annotate()<<1}  
{ewc rhgbtn32.dll, BlueSkyHelpButton, g<PREVSM.BMP|PREVSM.BMP<Prev()<<1} {ewc rhgbtn32.dll, BlueSkyHelpButton,  
g<NEXTSM.BMP|NEXTSM.BMP<Next()<<1}
```

## Select Site Specific Database Files to Transfer

Click **Select database files to transfer.**

```
{ewc rhgbtn32.dll, BlueSkyHelpButton, g<MENUSM.BMP|MENUSM.BMP< JumpId(DSSTUTOR.HLP>"main"i½  
DSTTRS_Satellite_Table_of_Contents);CloseWindow("satelite")<<1} {ewc rhgbtn32.dll, BlueSkyHelpButton, g<MAINSM.BMP|  
MAINSM.BMP<JumpKeyword("ds.hlp"i½"contents")<<1} {ewc rhgbtn32.dll, BlueSkyHelpButton, g<EXITSM.BMP|  
EXITSM.BMP<Exit()<<1} {ewc rhgbtn32.dll, BlueSkyHelpButton, g<ANNOUP01.BMP|ANNODN01.BMP<Annotate()<<1}  
{ewc rhgbtn32.dll, BlueSkyHelpButton, g<PREVSM.BMP|PREVSM.BMP<Prev()<<1} {ewc rhgbtn32.dll, BlueSkyHelpButton,  
g<NEXTSM.BMP|NEXTSM.BMP<Next()<<1}
```

## Site Specific Database Files to Transfer

Options are provided in this screen to allow you to select which structural changes you would like synchronized from the satellite installation to the remote sites. Click on the popup links for a brief explanation of each option.

[Database Structure/ Views](#)

[Filters](#)

[Indexes](#)

[Listboxes](#)

[Create Database if not found](#)

[Transfer Database Preferences](#)

```
{ewc rhgbtn32.dll, BlueSkyHelpButton, g<MENUSM.BMP|MENUSM.BMP< JumpId(DSSTUTOR.HLP>"main";½  
DSTTRS_Satellite_Table_of_Contents);CloseWindow("satellite")<<1} {ewc rhgbtn32.dll, BlueSkyHelpButton, g<MAINSM.BMP|  
MAINSM.BMP<JumpKeyword("ds.hlp";½"contents")<<1} {ewc rhgbtn32.dll, BlueSkyHelpButton, g<EXITSM.BMP|  
EXITSM.BMP<Exit()<<1} {ewc rhgbtn32.dll, BlueSkyHelpButton, g<ANNOUP01.BMP|ANNODN01.BMP<Annotate()<<1}  
{ewc rhgbtn32.dll, BlueSkyHelpButton, g<PREVSM.BMP|PREVSM.BMP<Prev()<<1} {ewc rhgbtn32.dll, BlueSkyHelpButton,  
g<NEXTSM.BMP|NEXTSM.BMP<Next()<<1}
```

## Site Specific Database Files Selected

Click **OK**.

```
{ewc rhgbtn32.dll, BlueSkyHelpButton, g<MENUSM.BMP|MENUSM.BMP< JumpId(DSSTUTOR.HLP>"main"i½  
DSTTRS_Satellite_Table_of_Contents);CloseWindow("satelite")<<1} {ewc rhgbtn32.dll, BlueSkyHelpButton, g<MAINSM.BMP|  
MAINSM.BMP<JumpKeyword("ds.hlp"i½"contents")<<1} {ewc rhgbtn32.dll, BlueSkyHelpButton, g<EXITSM.BMP|  
EXITSM.BMP<Exit()<<1} {ewc rhgbtn32.dll, BlueSkyHelpButton, g<ANNOUP01.BMP|ANNODN01.BMP<Annotate()<<1}  
{ewc rhgbtn32.dll, BlueSkyHelpButton, g<PREVSM.BMP|PREVSM.BMP<Prev()<<1} {ewc rhgbtn32.dll, BlueSkyHelpButton,  
g<NEXTSM.BMP|NEXTSM.BMP<Next()<<1}
```

## Site Specific Preferences Set

Click **Save**.

```
{ewc rhgbtn32.dll, BlueSkyHelpButton, g<MENUSM.BMP|MENUSM.BMP< JumpId(DSSTUTOR.HLP>"main"½  
DSTTRS_Satellite_Table_of_Contents);CloseWindow("satelite")<<1} {ewc rhgbtn32.dll, BlueSkyHelpButton, g<MAINSM.BMP|  
MAINSM.BMP<JumpKeyword("ds.hlp"½"contents")<<1} {ewc rhgbtn32.dll, BlueSkyHelpButton, g<EXITSM.BMP|  
EXITSM.BMP<Exit()<<1} {ewc rhgbtn32.dll, BlueSkyHelpButton, g<ANNOUP01.BMP|ANNODN01.BMP<Annotate()<<1}  
{ewc rhgbtn32.dll, BlueSkyHelpButton, g<PREVSM.BMP|PREVSM.BMP<Prev()<<1} {ewc rhgbtn32.dll, BlueSkyHelpButton,  
g<NEXTSM.BMP|NEXTSM.BMP<Next()<<1}
```

Configure another site specific database?

Follow this link to [configure another site database](#). Otherwise, click Next to go to the next topic.

```
{ewc rhgbtn32.dll, BlueSkyHelpButton, g<MENUSM.BMP|MENUSM.BMP< JumpId(DSSTUTOR.HLP>"main"i½  
DSTTRS_Satellite_Table_of_Contents);CloseWindow("satellite")<<1} {ewc rhgbtn32.dll, BlueSkyHelpButton, g<MAINSM.BMP|  
MAINSM.BMP<JumpKeyword("ds.hlp"i½"contents")<<1} {ewc rhgbtn32.dll, BlueSkyHelpButton, g<EXITSM.BMP|  
EXITSM.BMP<Exit()<<1} {ewc rhgbtn32.dll, BlueSkyHelpButton, g<ANNOUP01.BMP|ANNODN01.BMP<Annotate()<<1}  
{ewc rhgbtn32.dll, BlueSkyHelpButton, g<PREVSM.BMP|PREVSM.BMP<Prev()<<1} {ewc rhgbtn32.dll, BlueSkyHelpButton,  
g<REPEATSM.BMP|REPEATSM.BMP<JumpId(DSSTUTOR.HLPi½ DSTTRS_Choose_the_site_database_to_edit)<<1} {ewc  
rhgbtn32.dll, BlueSkyHelpButton, g<NEXTSM.BMP|NEXTSM.BMP<Next()<<1}
```



DB Preferences for this site finished

Click **Close**.

```
{ewc rhgbtn32.dll, BlueSkyHelpButton, g<MENUSM.BMP|MENUSM.BMP< JumpId(DSSTUTOR.HLP>"main"½  
DSTTRS_Satellite_Table_of_Contents);CloseWindow("satellite")<<1} {ewc rhgbtn32.dll, BlueSkyHelpButton, g<MAINSM.BMP|  
MAINSM.BMP<JumpKeyword("ds.hlp"½"contents")<<1} {ewc rhgbtn32.dll, BlueSkyHelpButton, g<EXITSM.BMP|  
EXITSM.BMP<Exit()<<1} {ewc rhgbtn32.dll, BlueSkyHelpButton, g<ANNOUP01.BMP|ANNODN01.BMP<Annotate()<<1}  
{ewc rhgbtn32.dll, BlueSkyHelpButton, g<PREVSM.BMP|PREVSM.BMP<Prev()<<1} {ewc rhgbtn32.dll, BlueSkyHelpButton,  
g<NEXTSM.BMP|NEXTSM.BMP<Next()<<1}
```

## Configure Site DB Preferences for another site?

Follow this link to change [Database Preferences for another site](#). Otherwise, click Next to proceed to the next topic.

```
{ewc rhgbtn32.dll, BlueSkyHelpButton, g<MENUSM.BMP|MENUSM.BMP< JumpId(DSSTUTOR.HLP>"main"&#160;1/2  
DSTTRS_Satellite_Table_of_Contents);CloseWindow("satelite")<<1} {ewc rhgbtn32.dll, BlueSkyHelpButton, g<MAINSM.BMP|  
MAINSM.BMP<JumpKeyword("ds.hlp"&#160;1/2"contents")<<1} {ewc rhgbtn32.dll, BlueSkyHelpButton, g<EXITSM.BMP|  
EXITSM.BMP<Exit()<<1} {ewc rhgbtn32.dll, BlueSkyHelpButton, g<ANNOUP01.BMP|ANNODN01.BMP<Annotate()<<1}  
{ewc rhgbtn32.dll, BlueSkyHelpButton, g<PREVSM.BMP|PREVSM.BMP<Prev()<<1} {ewc rhgbtn32.dll, BlueSkyHelpButton,  
g<REPEATSM.BMP|REPEATSM.BMP<JumpId(DSSTUTOR.HLP"&#160;1/2 DSTTRS_Choose_the_specific_Site)<<1} {ewc  
rhgbtn32.dll, BlueSkyHelpButton, g<NEXTSM.BMP|NEXTSM.BMP<Next()<<1}
```

## Site Specific Database Preferences Set

Click **Close**.

```
{ewc rhgbtn32.dll, BlueSkyHelpButton, g<MENUSM.BMP|MENUSM.BMP< JumpId(DSSTUTOR.HLP>"main"i½  
DSTTRS_Satellite_Table_of_Contents);CloseWindow("satelite")<<1} {ewc rhgbtn32.dll, BlueSkyHelpButton, g<MAINSM.BMP|  
MAINSM.BMP<JumpKeyword("ds.hlp"i½"contents")<<1} {ewc rhgbtn32.dll, BlueSkyHelpButton, g<EXITSM.BMP|  
EXITSM.BMP<Exit()<<1} {ewc rhgbtn32.dll, BlueSkyHelpButton, g<ANNOUP01.BMP|ANNODN01.BMP<Annotate()<<1}  
{ewc rhgbtn32.dll, BlueSkyHelpButton, g<PREVSM.BMP|PREVSM.BMP<Prev()<<1} {ewc rhgbtn32.dll, BlueSkyHelpButton,  
g<NEXTSM.BMP|NEXTSM.BMP<JumpId(DSSTUTOR.HLPi½ DSTTRS_Procedure_Complete);SaveMark(lastpath)<<1}
```

## Server Options

First you will need to set up your inbox and outbox directories. Click **Inbox Options**.

```
{ewc rhgbtn32.dll, BlueSkyHelpButton, g<MENUSM.BMP|MENUSM.BMP< JumpId(DSSTUTOR.HLP>"main"i½  
DSTTRS_Satellite_Table_of_Contents);CloseWindow("satellite")<<1} {ewc rhgbtn32.dll, BlueSkyHelpButton, g<MAINSM.BMP|  
MAINSM.BMP<JumpKeyword("ds.hlp"i½"contents")<<1} {ewc rhgbtn32.dll, BlueSkyHelpButton, g<EXITSM.BMP|  
EXITSM.BMP<Exit()<<1} {ewc rhgbtn32.dll, BlueSkyHelpButton, g<ANNOUP01.BMP|ANNODN01.BMP<Annotate()<<1}  
{ewc rhgbtn32.dll, BlueSkyHelpButton, g<PREVSM.BMP|  
PREVSM.BMP<JumpId(dsstutor.hlpi½DSTTRS_Server_Options_Express_Jump)<<1} {ewc rhgbtn32.dll, BlueSkyHelpButton,  
g<NEXTSM.BMP|NEXTSM.BMP<Next()<<1}
```

## Inbox Options

Type in the directory path to the Inbox. (If you wish, you may also click **Inbox** and browse for a directory of your choice.) Since you are using Satellite sites, ensure that you have a unique Inbox directory for each site.

```
{ewc rhgbtn32.dll, BlueSkyHelpButton, g<MENUSM.BMP|MENUSM.BMP< JumpId(DSSTUTOR.HLP>"main"i½  
DSTTRS_Satellite_Table_of_Contents);CloseWindow("satellite")<<1} {ewc rhgbtn32.dll, BlueSkyHelpButton, g<MAINSM.BMP|  
MAINSM.BMP<JumpKeyword("ds.hlp"i½"contents")<<1} {ewc rhgbtn32.dll, BlueSkyHelpButton, g<EXITSM.BMP|  
EXITSM.BMP<Exit()<<1} {ewc rhgbtn32.dll, BlueSkyHelpButton, g<ANNOUP01.BMP|ANNODN01.BMP<Annotate()<<1}  
{ewc rhgbtn32.dll, BlueSkyHelpButton, g<PREVSM.BMP|PREVSM.BMP<Prev()<<1} {ewc rhgbtn32.dll, BlueSkyHelpButton,  
g<NEXTSM.BMP|NEXTSM.BMP<Next()<<1}
```

## Reject Inbound Packets

Enter the age, in days, at which inbound packets will be rejected.

```
{ewc rhgbtn32.dll, BlueSkyHelpButton, g<MENUSM.BMP|MENUSM.BMP< JumpId(DSSTUTOR.HLP>"main"%i%½  
DSTTRS_Satellite_Table_of_Contents);CloseWindow("satellite")<<1} {ewc rhgbtn32.dll, BlueSkyHelpButton, g<MAINSM.BMP|  
MAINSM.BMP<JumpKeyword("ds.hlp"%i%½"contents")<<1} {ewc rhgbtn32.dll, BlueSkyHelpButton, g<EXITSM.BMP|  
EXITSM.BMP<Exit()<<1} {ewc rhgbtn32.dll, BlueSkyHelpButton, g<ANNOUP01.BMP|ANNODN01.BMP<Annotate()<<1}  
{ewc rhgbtn32.dll, BlueSkyHelpButton, g<PREVSM.BMP|PREVSM.BMP<Prev()<<1} {ewc rhgbtn32.dll, BlueSkyHelpButton,  
g<NEXTSM.BMP|NEXTSM.BMP<Next()<<1}
```

## Inbox Options Set

Click **OK**.

```
{ewc rhgbtn32.dll, BlueSkyHelpButton, g<MENUSM.BMP|MENUSM.BMP< JumpId(DSSTUTOR.HLP>"main"%i%½  
DSTTRS_Satellite_Table_of_Contents);CloseWindow("satelite")<<1} {ewc rhgbtn32.dll, BlueSkyHelpButton, g<MAINSM.BMP|  
MAINSM.BMP<JumpKeyword("ds.hlp"%i%½"contents")<<1} {ewc rhgbtn32.dll, BlueSkyHelpButton, g<EXITSM.BMP|  
EXITSM.BMP<Exit()<<1} {ewc rhgbtn32.dll, BlueSkyHelpButton, g<ANNOUP01.BMP|ANNODN01.BMP<Annotate()<<1}  
{ewc rhgbtn32.dll, BlueSkyHelpButton, g<PREVSM.BMP|PREVSM.BMP<Prev()<<1} {ewc rhgbtn32.dll, BlueSkyHelpButton,  
g<NEXTSM.BMP|NEXTSM.BMP<Next()<<1}
```

### Create Inbox Directory?

If a message appears asking if you want to create the Inbox directory, click **Yes** to create the directory. Otherwise, click **No** and the directory will not be created. If no message appears, simply click **Next** to continue with server setup.

```
{ewc rhgbtn32.dll, BlueSkyHelpButton, g<MENUSM.BMP|MENUSM.BMP< JumpId(DSSTUTOR.HLP>"main"i½  
DSTTRS_Satellite_Table_of_Contents);CloseWindow("satellite")<<1} {ewc rhgbtn32.dll, BlueSkyHelpButton, g<MAINSM.BMP|  
MAINSM.BMP<JumpKeyword("ds.hlp"i½"contents")<<1} {ewc rhgbtn32.dll, BlueSkyHelpButton, g<EXITSM.BMP|  
EXITSM.BMP<Exit()<<1} {ewc rhgbtn32.dll, BlueSkyHelpButton, g<ANNOUP01.BMP|ANNODN01.BMP<Annotate()<<1}  
{ewc rhgbtn32.dll, BlueSkyHelpButton, g<PREVSM.BMP|PREVSM.BMP<Prev()<<1} {ewc rhgbtn32.dll, BlueSkyHelpButton,  
g<NEXTSM.BMP|NEXTSM.BMP<Next()<<1}
```



## Configure Outbox Options

### Click **Outbox Options**.

```
{ewc rhgbtn32.dll, BlueSkyHelpButton, g<MENUSM.BMP|MENUSM.BMP< JumpId(DSSTUTOR.HLP>"main"%i%½  
DSTTRS_Satellite_Table_of_Contents);CloseWindow("satellite")<<1} {ewc rhgbtn32.dll, BlueSkyHelpButton, g<MAINSM.BMP|  
MAINSM.BMP<JumpKeyword("ds.hlp"%i%½"contents")<<1} {ewc rhgbtn32.dll, BlueSkyHelpButton, g<EXITSM.BMP|  
EXITSM.BMP<Exit()<<1} {ewc rhgbtn32.dll, BlueSkyHelpButton, g<ANNOUP01.BMP|ANNODN01.BMP<Annotate()<<1}  
{ewc rhgbtn32.dll, BlueSkyHelpButton, g<PREVSM.BMP|PREVSM.BMP<Prev()<<1} {ewc rhgbtn32.dll, BlueSkyHelpButton,  
g<NEXTSM.BMP|NEXTSM.BMP<Next()<<1}
```

## Outbox Options

Type in the directory path to the Outbox. (If you wish, you may also click **Outbox** and browse for a directory of your choice.) Since you are using Satellite sites, ensure that you have a unique Outbox directory for each site.

```
{ewc rhgbtn32.dll, BlueSkyHelpButton, g<MENUSM.BMP|MENUSM.BMP< JumpId(DSSTUTOR.HLP>"main"i½  
DSTTRS_Satellite_Table_of_Contents);CloseWindow("satellite")<<1} {ewc rhgbtn32.dll, BlueSkyHelpButton, g<MAINSM.BMP|  
MAINSM.BMP<JumpKeyword("ds.hlp"i½"contents")<<1} {ewc rhgbtn32.dll, BlueSkyHelpButton, g<EXITSM.BMP|  
EXITSM.BMP<Exit()<<1} {ewc rhgbtn32.dll, BlueSkyHelpButton, g<ANNOUP01.BMP|ANNODN01.BMP<Annotate()<<1}  
{ewc rhgbtn32.dll, BlueSkyHelpButton, g<PREVSM.BMP|PREVSM.BMP<Prev()<<1} {ewc rhgbtn32.dll, BlueSkyHelpButton,  
g<NEXTSM.BMP|NEXTSM.BMP<Next()<<1}
```

### Delete packet at start of session

Check this box if you want to delete any existing packets in the outbox before processing a new outbox packet. This option will only be applied the first time you select to process during any work session (the time from opening Data Synchronization Server to closing it) for servers that are set to process one time, then exit.

```
{ewc rhgbtn32.dll, BlueSkyHelpButton, g<MENUSM.BMP|MENUSM.BMP< JumpId(DSSTUTOR.HLP>"main"½  
DSTTRS_Satellite_Table_of_Contents);CloseWindow("satellite")<<1} {ewc rhgbtn32.dll, BlueSkyHelpButton, g<MAINSM.BMP|  
MAINSM.BMP<JumpKeyword("ds.hlp"½"contents")<<1} {ewc rhgbtn32.dll, BlueSkyHelpButton, g<EXITSM.BMP|  
EXITSM.BMP<Exit()<<1} {ewc rhgbtn32.dll, BlueSkyHelpButton, g<ANNOUP01.BMP|ANNODN01.BMP<Annotate()<<1}  
{ewc rhgbtn32.dll, BlueSkyHelpButton, g<PREVSM.BMP|PREVSM.BMP<Prev()<<1} {ewc rhgbtn32.dll, BlueSkyHelpButton,  
g<NEXTSM.BMP|NEXTSM.BMP<Next()<<1}
```

## Set Minimum Disk Space

Use these spinner arrows to set the minimum free disk space required. You should allow approximately 50 MB of disk space, plus an additional 5 MB for each remote site for which the server will be required to create packets.

```
{ewc rhgbtn32.dll, BlueSkyHelpButton, g<MENUSM.BMP|MENUSM.BMP< JumpId(DSSTUTOR.HLP>"main"i½  
DSTTRS_Satellite_Table_of_Contents);CloseWindow("satelite")<<1} {ewc rhgbtn32.dll, BlueSkyHelpButton, g<MAINSM.BMP|  
MAINSM.BMP<JumpKeyword("ds.hlp"i½"contents")<<1} {ewc rhgbtn32.dll, BlueSkyHelpButton, g<EXITSM.BMP|  
EXITSM.BMP<Exit()<<1} {ewc rhgbtn32.dll, BlueSkyHelpButton, g<ANNOUP01.BMP|ANNODN01.BMP<Annotate()<<1}  
{ewc rhgbtn32.dll, BlueSkyHelpButton, g<PREVSM.BMP|PREVSM.BMP<Prev()<<1} {ewc rhgbtn32.dll, BlueSkyHelpButton,  
g<NEXTSM.BMP|NEXTSM.BMP<Next()<<1}
```

## Outbox Options Set

Click **OK**.

```
{ewc rhgbtn32.dll, BlueSkyHelpButton, g<MENUSM.BMP|MENUSM.BMP< JumpId(DSSTUTOR.HLP>"main"½  
DSTTRS_Satellite_Table_of_Contents);CloseWindow("satellite")<<1} {ewc rhgbtn32.dll, BlueSkyHelpButton, g<MAINSM.BMP|  
MAINSM.BMP<JumpKeyword("ds.hlp"½"contents")<<1} {ewc rhgbtn32.dll, BlueSkyHelpButton, g<EXITSM.BMP|  
EXITSM.BMP<Exit()<<1} {ewc rhgbtn32.dll, BlueSkyHelpButton, g<ANNOUP01.BMP|ANNODN01.BMP<Annotate()<<1}  
{ewc rhgbtn32.dll, BlueSkyHelpButton, g<PREVSM.BMP|PREVSM.BMP<Prev()<<1} {ewc rhgbtn32.dll, BlueSkyHelpButton,  
g<NEXTSM.BMP|NEXTSM.BMP<Next()<<1}
```

## Create Outbox Directory?

If a message appears asking if you want to create the Outbox directory, click **Yes** to create the directory. Otherwise, click **No** and the directory will not be created. If no message appears, simply click **Next** to continue with server setup.

```
{ewc rhgbtn32.dll, BlueSkyHelpButton, g<MENUSM.BMP|MENUSM.BMP< JumpId(DSSTUTOR.HLP>"main"i½  
DSTTRS_Satellite_Table_of_Contents);CloseWindow("satellite")<<1} {ewc rhgbtn32.dll, BlueSkyHelpButton, g<MAINSM.BMP|  
MAINSM.BMP<JumpKeyword("ds.hlp"i½"contents")<<1} {ewc rhgbtn32.dll, BlueSkyHelpButton, g<EXITSM.BMP|  
EXITSM.BMP<Exit()<<1} {ewc rhgbtn32.dll, BlueSkyHelpButton, g<ANNOUP01.BMP|ANNODN01.BMP<Annotate()<<1}  
{ewc rhgbtn32.dll, BlueSkyHelpButton, g<PREVSM.BMP|PREVSM.BMP<Prev()<<1} {ewc rhgbtn32.dll, BlueSkyHelpButton,  
g<NEXTSM.BMP|NEXTSM.BMP<Next()<<1}
```

### Select Server Date Format

Select the date format from the drop-down list. (You will receive a warning if you select a date format that is different from your Windows date format.)

```
{ewc rhgbtn32.dll, BlueSkyHelpButton, g<MENUSM.BMP|MENUSM.BMP<
JumpId(DSSTUTOR.HLP>"main"i½
DSTTRS_Satellite_Table_of_Contents);CloseWindow("satelite")<<1} {ewc rhgbtn32.dll,
BlueSkyHelpButton, g<MAINSM.BMP|MAINSM.BMP<JumpKeyword("ds.hlp"i½"contents")<<1} {ewc
rhgbtn32.dll, BlueSkyHelpButton, g<EXITSM.BMP|EXITSM.BMP<Exit()<<1} {ewc rhgbtn32.dll,
BlueSkyHelpButton, g<ANNOUP01.BMP|ANNODN01.BMP<Annotate()<<1} {ewc rhgbtn32.dll,
BlueSkyHelpButton, g<PREVSM.BMP|PREVSM.BMP<Prev()<<1} {ewc rhgbtn32.dll,
BlueSkyHelpButton, g<NEXTSM.BMP|NEXTSM.BMP<Next()<<1}
```

## Show Century

If you would like date fields to display all four digits of the year, select the Show Century check box.  
(This is required if you have dates that extend beyond the year 1999.)

```
{ewc rhgbtn32.dll, BlueSkyHelpButton, g<MENUSM.BMP|MENUSM.BMP< JumpId(DSSTUTOR.HLP>"main";½  
DSTTRS_Satellite_Table_of_Contents);CloseWindow("satellite")<<1} {ewc rhgbtn32.dll, BlueSkyHelpButton, g<MAINSM.BMP|  
MAINSM.BMP<JumpKeyword("ds.hlp";½"contents")<<1} {ewc rhgbtn32.dll, BlueSkyHelpButton, g<EXITSM.BMP|  
EXITSM.BMP<Exit()<<1} {ewc rhgbtn32.dll, BlueSkyHelpButton, g<ANNOUP01.BMP|ANNODN01.BMP<Annotate()<<1}  
{ewc rhgbtn32.dll, BlueSkyHelpButton, g<PREVSM.BMP|PREVSM.BMP<Prev()<<1} {ewc rhgbtn32.dll, BlueSkyHelpButton,  
g<NEXTSM.BMP|NEXTSM.BMP<Next()<<1}
```



## E-mail notification

Use the drop-down list to select who will receive e-mail messages for server-related events (each User ID will also appear in the field to the left of the drop-down list).

```
{ewc rhgbtn32.dll, BlueSkyHelpButton, g<MENUSM.BMP|MENUSM.BMP< JumpId(DSSTUTOR.HLP>"main";½  
DSTTRS_Satellite_Table_of_Contents);CloseWindow("satellite")<<1} {ewc rhgbtn32.dll, BlueSkyHelpButton, g<MAINSM.BMP|  
MAINSM.BMP<JumpKeyword("ds.hlp";½"contents")<<1} {ewc rhgbtn32.dll, BlueSkyHelpButton, g<EXITSM.BMP|  
EXITSM.BMP<Exit()<<1} {ewc rhgbtn32.dll, BlueSkyHelpButton, g<ANNOUP01.BMP|ANNODN01.BMP<Annotate()<<1}  
{ewc rhgbtn32.dll, BlueSkyHelpButton, g<PREVSM.BMP|PREVSM.BMP<Prev()<<1} {ewc rhgbtn32.dll, BlueSkyHelpButton,  
g<NEXTSM.BMP|NEXTSM.BMP<Next()<<1}
```

## Maintenance log settings

Use the radio buttons to select the amount of detail that will be written to the maintenance logs.

```
{ewc rhgbtn32.dll, BlueSkyHelpButton, g<MENUSM.BMP|MENUSM.BMP< JumpId(DSSTUTOR.HLP>"main"½  
DSTTRS_Satellite_Table_of_Contents);CloseWindow("satellite")<<1} {ewc rhgbtn32.dll, BlueSkyHelpButton, g<MAINSM.BMP|  
MAINSM.BMP<JumpKeyword("ds.hlp"½"contents")<<1} {ewc rhgbtn32.dll, BlueSkyHelpButton, g<EXITSM.BMP|  
EXITSM.BMP<Exit()<<1} {ewc rhgbtn32.dll, BlueSkyHelpButton, g<ANNOUP01.BMP|ANNODN01.BMP<Annotate()<<1}  
{ewc rhgbtn32.dll, BlueSkyHelpButton, g<PREVSM.BMP|PREVSM.BMP<Prev()<<1} {ewc rhgbtn32.dll, BlueSkyHelpButton,  
g<NEXTSM.BMP|NEXTSM.BMP<Next()<<1}
```

## Satellite Settings

### Click **Satellite**.

```
{ewc rhgbtn32.dll, BlueSkyHelpButton, g<MENUSM.BMP|MENUSM.BMP< JumpId(DSSTUTOR.HLP>"main"%½  
DSTTRS_Satellite_Table_of_Contents);CloseWindow("satellite")<<1} {ewc rhgbtn32.dll, BlueSkyHelpButton, g<MAINSM.BMP|  
MAINSM.BMP<JumpKeyword("ds.hlp"%½"contents")<<1} {ewc rhgbtn32.dll, BlueSkyHelpButton, g<EXITSM.BMP|  
EXITSM.BMP<Exit()<<1} {ewc rhgbtn32.dll, BlueSkyHelpButton, g<ANNOUP01.BMP|ANNODN01.BMP<Annotate()<<1}  
{ewc rhgbtn32.dll, BlueSkyHelpButton, g<PREVSM.BMP|PREVSM.BMP<Prev()<<1} {ewc rhgbtn32.dll, BlueSkyHelpButton,  
g<NEXTSM.BMP|NEXTSM.BMP<Next()<<1}
```

## Satellite Settings Page

On the main TeleMagic Data Synchronization Server - Satellite **File** menu, there is an option for Process and a button for Process Satellite. The Process Central option will only process inbox and/or outbox packets for your central site. By default Process will only process inbox and/or outbox packets for your remote sites. If you do not want to process the central and remotes separately, you can use the Satellite Settings to include the central site when processing the remotes. You have the further flexibility of selecting what gets processed for the central when the remotes are processed.

{ewc rhgbt n32.dll l, BlueS kyHel pButt on, g<ME NUU P.BM P  MEN USM. BMP < JumpI d(DS STUT OR.H LP>" main" i½ DSTT RS_S atellit e_Tab le_of_ Conte nts);C lose Wind ow("s atelite ")<<1}	{ewc rhgbt32. dll, BlueSkyH elpButton, g<MAINU P.BMP  MAINDN. BMP<Jum pKeyword ("ds.hlp"i½ ½"content s")<<1}	{ew c rhg btn3 2.dll , Blu eSk yHe lpB utto n, g<E XIT UP. BM P  EXI TD N.B MP <Exi t())< <1}	{ewc rhgbt n32.d ll, BlueS kyHel pButt on, g<AN UPL G01. BMP  AND NLG0 1.BM P<An notat e())<< 1}	{ewc rhgbt 32.dll, BlueS kyHel pButto n, g<PR EVUP. BMP  PREV DN.B MP<P rev())< <1}	{ew c rhg btn 32. dll, Blu eS ky Hel pB utto n, g< NE XT UP. BM P  NE XT DN .B MP <N ext( )<< 1}
Conte nts	TeleMagic Help	Exit	Annot ate	Back	Ne xt

## Create Outbox Packets for Central When Processing Sites

If you would like to create an outbox packet to be sent to the central site when your remote sites are processed, mark the Create Outbox Packets for Central when processing sites check box. If you only want an outbox packet created for central when you process using the Process Central button, unmark this check box.

```
{ewc rhgbtn32.dll, BlueSkyHelpButton, g<MENUSM.BMP|MENUSM.BMP< JumpId(DSSTUTOR.HLP>"main"½  
DSTTRS_Satellite_Table_of_Contents);CloseWindow("satellite")<<1} {ewc rhgbtn32.dll, BlueSkyHelpButton, g<MAINSM.BMP|  
MAINSM.BMP<JumpKeyword("ds.hlp"½"contents")<<1} {ewc rhgbtn32.dll, BlueSkyHelpButton, g<EXITSM.BMP|  
EXITSM.BMP<Exit()<<1} {ewc rhgbtn32.dll, BlueSkyHelpButton, g<ANNOUP01.BMP|ANNODN01.BMP<Annotate()<<1}  
{ewc rhgbtn32.dll, BlueSkyHelpButton, g<PREVSM.BMP|PREVSM.BMP<Prev()<<1} {ewc rhgbtn32.dll, BlueSkyHelpButton,  
g<NEXTSM.BMP|NEXTSM.BMP<Next()<<1}
```

## Process Inbox Packets from Central When Processing Sites

If you would like to process any inbox packet received from the central when processing the remote sites, mark the Process Inbox Packets from Central when processing sites check box. If you only want inbox packets from central processed when you use the Process Central button, unmark this check box.

```
{ewc rhgbtn32.dll, BlueSkyHelpButton, g<MENUSM.BMP|MENUSM.BMP< JumpId(DSSTUTOR.HLP>"main"½  
DSTTRS_Satellite_Table_of_Contents);CloseWindow("satellite")<<1} {ewc rhgbtn32.dll, BlueSkyHelpButton, g<MAINSM.BMP|  
MAINSM.BMP<JumpKeyword("ds.hlp"½"contents")<<1} {ewc rhgbtn32.dll, BlueSkyHelpButton, g<EXITSM.BMP|  
EXITSM.BMP<Exit()<<1} {ewc rhgbtn32.dll, BlueSkyHelpButton, g<ANNOUNP01.BMP|ANNODN01.BMP<Annotate()<<1}  
{ewc rhgbtn32.dll, BlueSkyHelpButton, g<PREVSM.BMP|PREVSM.BMP<Prev()<<1} {ewc rhgbtn32.dll, BlueSkyHelpButton,  
g<NEXTSM.BMP|NEXTSM.BMP<Next()<<1}
```

### Update Existing Outbox Packets for Central Every

Use the Update existing outbox packets for Central every spinner arrows to set how often you would like existing packets for central in the outbox updated. (This option allows you to create a packet, then update it with new data the next time the outbox is processed without overwriting it.) Set both the hours and minutes to zero if you do not want outbox packets for central updated. The outbox will only be processed if the previous packet has been removed from the outbox.

```
{ewc rhgbtn32.dll, BlueSkyHelpButton, g<MENUSM.BMP|MENUSM.BMP< JumpId(DSSTUTOR.HLP>"main";½  
DSTTRS_Satellite_Table_of_Contents);CloseWindow("satellite")<<1} {ewc rhgbtn32.dll, BlueSkyHelpButton, g<MAINSM.BMP|  
MAINSM.BMP<JumpKeyword("ds.hlp";½"contents")<<1} {ewc rhgbtn32.dll, BlueSkyHelpButton, g<EXITSM.BMP|  
EXITSM.BMP<Exit()<<1} {ewc rhgbtn32.dll, BlueSkyHelpButton, g<ANNOUP01.BMP|ANNODN01.BMP<Annotate()<<1}  
{ewc rhgbtn32.dll, BlueSkyHelpButton, g<PREVSM.BMP|PREVSM.BMP<Prev()<<1} {ewc rhgbtn32.dll, BlueSkyHelpButton,  
g<NEXTSM.BMP|NEXTSM.BMP<Next()<<1}
```

### Set All Sites for One Time Initialization When Satellite is Initialized

If you would like to automatically set the satellite's remote sites for initialization whenever the satellite is initialized from central, mark the Set all sites for one time initialization when Satellite is initialized check box. Unmark this check box if you would like to manually set the remote sites for initialization when necessary.

```
{ewc rhgbtn32.dll, BlueSkyHelpButton, g<MENUSM.BMP|MENUSM.BMP< JumpId(DSSTUTOR.HLP>"main"½  
DSTTRS_Satellite_Table_of_Contents);CloseWindow("satellite")<<1} {ewc rhgbtn32.dll, BlueSkyHelpButton, g<MAINSM.BMP|  
MAINSM.BMP<JumpKeyword("ds.hlp"½"contents")<<1} {ewc rhgbtn32.dll, BlueSkyHelpButton, g<EXITSM.BMP|  
EXITSM.BMP<Exit()<<1} {ewc rhgbtn32.dll, BlueSkyHelpButton, g<ANNOUNP01.BMP|ANNODN01.BMP<Annotate()<<1}  
{ewc rhgbtn32.dll, BlueSkyHelpButton, g<PREVSM.BMP|PREVSM.BMP<Prev()<<1} {ewc rhgbtn32.dll, BlueSkyHelpButton,  
g<NEXTSM.BMP|NEXTSM.BMP<Next()<<1}
```



### Include Transactions Created After

If you are synchronizing based on transactions, each time the server processes a site it looks for the date and time that a packet was last created for that site. The next packet will only include transactions entered after that date/time. If you need to include transactions prior to this, you can do so by specifying the transaction cutoff date and time. You are able to set a transaction cutoff date for any of your remote sites using Site Preferences. If you need to set a transaction cutoff date for your central site, you may do so at this dialog box.

Enter the date and time of the oldest transactions you would like included in the next outbox packet for central.

```
{ewc rhgbtn32.dll, BlueSkyHelpButton, g<MENUSM.BMP|MENUSM.BMP< JumpId(DSSTUTOR.HLP>"main"i½  
DSTTRS_Satellite_Table_of_Contents);CloseWindow("satellite")<<1} {ewc rhgbtn32.dll, BlueSkyHelpButton, g<MAINSM.BMP|  
MAINSM.BMP<JumpKeyword("ds.hlp"i½½"contents")<<1} {ewc rhgbtn32.dll, BlueSkyHelpButton, g<EXITSM.BMP|  
EXITSM.BMP<Exit()<<1} {ewc rhgbtn32.dll, BlueSkyHelpButton, g<ANNOUP01.BMP|ANNODN01.BMP<Annotate()<<1}  
{ewc rhgbtn32.dll, BlueSkyHelpButton, g<PREVSM.BMP|PREVSM.BMP<Prev()<<1} {ewc rhgbtn32.dll, BlueSkyHelpButton,  
g<NEXTSM.BMP|NEXTSM.BMP<Next()<<1}
```

## Output Previous

If you would like to resend the transactions that were included the last time the outbox was processed, click Output previous. A message will appear informing you of the date and time of the last transactions that were processed and asking if you would like to use this as your transaction cutoff date. Select Yes to use those transactions. The date and time will appear in the Include transactions created after fields. You may edit the fields as necessary.

```
{ewc rhgbtn32.dll, BlueSkyHelpButton, g<MENUSM.BMP|MENUSM.BMP< JumpId(DSSTUTOR.HLP>"main";½  
DSTTRS_Satellite_Table_of_Contents);CloseWindow("satelite")<<1} {ewc rhgbtn32.dll, BlueSkyHelpButton, g<MAINSM.BMP|  
MAINSM.BMP<JumpKeyword("ds.hlp";½"contents")<<1} {ewc rhgbtn32.dll, BlueSkyHelpButton, g<EXITSM.BMP|  
EXITSM.BMP<Exit()<<1} {ewc rhgbtn32.dll, BlueSkyHelpButton, g<ANNOUP01.BMP|ANNODN01.BMP<Annotate()<<1}  
{ewc rhgbtn32.dll, BlueSkyHelpButton, g<PREVSM.BMP|PREVSM.BMP<Prev()<<1} {ewc rhgbtn32.dll, BlueSkyHelpButton,  
g<NEXTSM.BMP|NEXTSM.BMP<Next()<<1}
```

## Satellite Settings Complete

Click **OK**.

```
{ewc rhgbtn32.dll, BlueSkyHelpButton, g<MENUSM.BMP|MENUSM.BMP< JumpId(DSSTUTOR.HLP>"main"i½  
DSTTRS_Satellite_Table_of_Contents);CloseWindow("satellite")<<1} {ewc rhgbtn32.dll, BlueSkyHelpButton, g<MAINSM.BMP|  
MAINSM.BMP<JumpKeyword("ds.hlp"i½"contents")<<1} {ewc rhgbtn32.dll, BlueSkyHelpButton, g<EXITSM.BMP|  
EXITSM.BMP<Exit()<<1} {ewc rhgbtn32.dll, BlueSkyHelpButton, g<ANNOUP01.BMP|ANNODN01.BMP<Annotate()<<1}  
{ewc rhgbtn32.dll, BlueSkyHelpButton, g<PREVSM.BMP|PREVSM.BMP<Prev()<<1} {ewc rhgbtn32.dll, BlueSkyHelpButton,  
g<NEXTSM.BMP|NEXTSM.BMP<JumpId(DSSTUTOR.HLPi½ DSTTRS_Procedure_Complete);SaveMark(lastpath)<<1}
```

## Reports Dialog Box (Global section)

The left side of the screen sets the global preferences.

[Global Setup](#)

[Server Options](#)

[Server Setup](#)

[Global Database](#)

[Database Preferences](#)

[Include Field Rules](#)

```
{ewc rhgbtn32.dll, BlueSkyHelpButton, g<MENUSM.BMP|MENUSM.BMP< JumpId(DSSTUTOR.HLP>"main"½  
DSTTRS_Satellite_Table_of_Contents);CloseWindow("satelite")<<1} {ewc rhgbtn32.dll, BlueSkyHelpButton, g<MAINSM.BMP|  
MAINSM.BMP<JumpKeyword("ds.hlp"½"contents")<<1} {ewc rhgbtn32.dll, BlueSkyHelpButton, g<EXITSM.BMP|  
EXITSM.BMP<Exit()<<1} {ewc rhgbtn32.dll, BlueSkyHelpButton, g<ANNOUNP01.BMP|ANNODN01.BMP<Annotate()<<1}  
{ewc rhgbtn32.dll, BlueSkyHelpButton, g<PREVSM.BMP|  
PREVSM.BMP<JumpId(dsstutor.hlp½DSTTRS_Server_Reports_Express_Jump)<<1} {ewc rhgbtn32.dll, BlueSkyHelpButton,  
g<NEXTSM.BMP|NEXTSM.BMP<Next()<<1}
```

## Reports Dialog Box (Site section)

The right side of the screen sets the site specific preferences.

[Site Setup](#)

[Site Preferences](#)

[Site User List](#)

[Site Database](#)

[Site Database Preferences](#)

[List Synchronized Fields](#)

```
{ewc rhgbtn32.dll, BlueSkyHelpButton, g<MENUSM.BMP|MENUSM.BMP< JumpId(DSSTUTOR.HLP>"main"½  
DSTTRS_Satellite_Table_of_Contents);CloseWindow("satellite")<<1} {ewc rhgbtn32.dll, BlueSkyHelpButton, g<MAINSM.BMP|  
MAINSM.BMP<JumpKeyword("ds.hlp"½"contents")<<1} {ewc rhgbtn32.dll, BlueSkyHelpButton, g<EXITSM.BMP|  
EXITSM.BMP<Exit()<<1} {ewc rhgbtn32.dll, BlueSkyHelpButton, g<ANNOUP01.BMP|ANNODN01.BMP<Annotate()<<1}  
{ewc rhgbtn32.dll, BlueSkyHelpButton, g<PREVSM.BMP|PREVSM.BMP<Prev()<<1} {ewc rhgbtn32.dll, BlueSkyHelpButton,  
g<NEXTSM.BMP|NEXTSM.BMP<Next()<<1}
```

## Server setup report complete

Click **View** to preview the report; Click **Print** to print the report. Click **Close** to exit this screen.

```
{ewc rhgbtn32.dll, BlueSkyHelpButton, g<MENUSM.BMP|MENUSM.BMP< JumpId(DSSTUTOR.HLP>"main"½  
DSTTRS_Satellite_Table_of_Contents);CloseWindow("satellite")<<1} {ewc rhgbtn32.dll, BlueSkyHelpButton, g<MAINSM.BMP|  
MAINSM.BMP<JumpKeyword("ds.hlp"½"contents")<<1} {ewc rhgbtn32.dll, BlueSkyHelpButton, g<EXITSM.BMP|  
EXITSM.BMP<Exit()<<1} {ewc rhgbtn32.dll, BlueSkyHelpButton, g<ANNOUP01.BMP|ANNODN01.BMP<Annotate()<<1}  
{ewc rhgbtn32.dll, BlueSkyHelpButton, g<PREVSM.BMP|PREVSM.BMP<Prev()<<1} {ewc rhgbtn32.dll, BlueSkyHelpButton,  
g<NEXTSM.BMP|NEXTSM.BMP<JumpId(DSSTUTOR.HLP"½ DSTTRS_Procedure_Complete);SaveMark(lastpath)<<1}
```

## Global Options (Security)

### Click **Security**.

```
{ewc rhgbtn32.dll, BlueSkyHelpButton, g<MENUSM.BMP|MENUSM.BMP< JumpId(DSSTUTOR.HLP>"main"i½  
DSTTRS_Satellite_Table_of_Contents);CloseWindow("satelite")<<1} {ewc rhgbtn32.dll, BlueSkyHelpButton, g<MAINSM.BMP|  
MAINSM.BMP<JumpKeyword("ds.hlp"i½"contents")<<1} {ewc rhgbtn32.dll, BlueSkyHelpButton, g<EXITSM.BMP|  
EXITSM.BMP<Exit()<<1} {ewc rhgbtn32.dll, BlueSkyHelpButton, g<ANNOUP01.BMP|ANNODN01.BMP<Annotate()<<1}  
{ewc rhgbtn32.dll, BlueSkyHelpButton, g<PREVSM.BMP|  
PREVSM.BMP<JumpId(dsstutor.hlpi½DSTTRS_Global_Options_Security)<<1} {ewc rhgbtn32.dll, BlueSkyHelpButton,  
g<NEXTSM.BMP|NEXTSM.BMP<Next()<<1}
```

## Default User Preferences

Select the local user preferences to assign to all users at this site from the drop-down box.

```
{ewc rhgbtn32.dll, BlueSkyHelpButton, g<MENUSM.BMP|MENUSM.BMP< JumpId(DSSTUTOR.HLP>"main"i½  
DSTTRS_Satellite_Table_of_Contents);CloseWindow("satellite")<<1} {ewc rhgbtn32.dll, BlueSkyHelpButton, g<MAINSM.BMP|  
MAINSM.BMP<JumpKeyword("ds.hlp"i½"contents")<<1} {ewc rhgbtn32.dll, BlueSkyHelpButton, g<EXITSM.BMP|  
EXITSM.BMP<Exit()<<1} {ewc rhgbtn32.dll, BlueSkyHelpButton, g<ANNOUP01.BMP|ANNODN01.BMP<Annotate()<<1}  
{ewc rhgbtn32.dll, BlueSkyHelpButton, g<PREVSM.BMP|PREVSM.BMP<Prev()<<1} {ewc rhgbtn32.dll, BlueSkyHelpButton,  
g<NEXTSM.BMP|NEXTSM.BMP<Next()<<1}
```



## Default User Security Settings

Choose which security group you will use for all users all sites. (If you are using a Central Security Group, select the group from the drop-down box.)

```
{ewc rhgbtn32.dll, BlueSkyHelpButton, g<MENUSM.BMP|MENUSM.BMP< JumpId(DSSTUTOR.HLP>"main";½  
DSTTRS_Satellite_Table_of_Contents);CloseWindow("satellite")<<1} {ewc rhgbtn32.dll, BlueSkyHelpButton, g<MAINSM.BMP|  
MAINSM.BMP<JumpKeyword("ds.hlp";½"contents")<<1} {ewc rhgbtn32.dll, BlueSkyHelpButton, g<EXITSM.BMP|  
EXITSM.BMP<Exit()<<1} {ewc rhgbtn32.dll, BlueSkyHelpButton, g<ANNOUP01.BMP|ANNODN01.BMP<Annotate()<<1}  
{ewc rhgbtn32.dll, BlueSkyHelpButton, g<PREVSM.BMP|PREVSM.BMP<Prev()<<1} {ewc rhgbtn32.dll, BlueSkyHelpButton,  
g<NEXTSM.BMP|NEXTSM.BMP<Next()<<1}
```

## Default Security/Prefs Complete

Click **Ok**.

```
{ewc rhgbtn32.dll, BlueSkyHelpButton, g<MENUSM.BMP|MENUSM.BMP< JumpId(DSSTUTOR.HLP>"main"½  
DSTTRS_Satellite_Table_of_Contents);CloseWindow("satellite")<<1} {ewc rhgbtn32.dll, BlueSkyHelpButton, g<MAINSM.BMP|  
MAINSM.BMP<JumpKeyword("ds.hlp"½"contents")<<1} {ewc rhgbtn32.dll, BlueSkyHelpButton, g<EXITSM.BMP|  
EXITSM.BMP<Exit()<<1} {ewc rhgbtn32.dll, BlueSkyHelpButton, g<ANNOUP01.BMP|ANNODN01.BMP<Annotate()<<1}  
{ewc rhgbtn32.dll, BlueSkyHelpButton, g<PREVSM.BMP|PREVSM.BMP<Prev()<<1} {ewc rhgbtn32.dll, BlueSkyHelpButton,  
g<NEXTSM.BMP|NEXTSM.BMP<JumpId(DSSTUTOR.HLP½ DSTTRS_Procedure_Complete);SaveMark(lastpath)<<1}
```

## Global Options (Global File Sets)

### Click **Global File Sets**.

```
{ewc rhgbtn32.dll, BlueSkyHelpButton, g<MENUSM.BMP|MENUSM.BMP< JumpId(Dsstutor.hlp>"main"i½  
DSTTRS_Satellite_Table_of_Contents);CloseWindow("satelite")<<1} {ewc rhgbtn32.dll, BlueSkyHelpButton, g<MAINSM.BMP|  
MAINSM.BMP<JumpKeyword("ds.hlp"i½"contents")<<1} {ewc rhgbtn32.dll, BlueSkyHelpButton, g<EXITSM.BMP|  
EXITSM.BMP<Exit()<<1} {ewc rhgbtn32.dll, BlueSkyHelpButton, g<ANNOUP01.BMP|ANNODN01.BMP<Annotate()<<1}  
{ewc rhgbtn32.dll, BlueSkyHelpButton, g<PREVSM.BMP|  
PREVSM.BMP<JumpId(dsstutor.hlpi½DSTTRS_Global_File_Sets)<<1} {ewc rhgbtn32.dll, BlueSkyHelpButton,  
g<NEXTSM.BMP|NEXTSM.BMP<Next()<<1}
```

## File Set Setup

Click **Add Set** to create a new file set. If you want to modify an existing file set, highlight the file set then click **Change**.

```
{ewc rhgbtn32.dll, BlueSkyHelpButton, g<MENUSM.BMP|MENUSM.BMP< JumpId(Dsstutor.hlp>"main"i½  
DSTTRS_Satellite_Table_of_Contents);CloseWindow("satelite")<<1} {ewc rhgbtn32.dll, BlueSkyHelpButton, g<MAINSM.BMP|  
MAINSM.BMP<JumpKeyword("ds.hlp"i½"contents")<<1} {ewc rhgbtn32.dll, BlueSkyHelpButton, g<EXITSM.BMP|  
EXITSM.BMP<Exit()<<1} {ewc rhgbtn32.dll, BlueSkyHelpButton, g<ANNOUP01.BMP|ANNODN01.BMP<Annotate()<<1}  
{ewc rhgbtn32.dll, BlueSkyHelpButton, g<PREVSM.BMP|PREVSM.BMP<Prev()<<1} {ewc rhgbtn32.dll, BlueSkyHelpButton,  
g<NEXTSM.BMP|NEXTSM.BMP<Next()<<1}
```

## File Set Name

Enter a unique name in this field for this file set.

```
{ewc rhgbtn32.dll, BlueSkyHelpButton, g<MENUSM.BMP|MENUSM.BMP< JumpId(Dsstutor.hlp>"main"i;½  
DSTTRS_Satellite_Table_of_Contents);CloseWindow("satellite")<<1} {ewc rhgbtn32.dll, BlueSkyHelpButton, g<MAINSM.BMP|  
MAINSM.BMP<JumpKeyword("ds.hlp"i;½"contents")<<1} {ewc rhgbtn32.dll, BlueSkyHelpButton, g<EXITSM.BMP|  
EXITSM.BMP<Exit()<<1} {ewc rhgbtn32.dll, BlueSkyHelpButton, g<ANNOUNP01.BMP|ANNODN01.BMP<Annotate()<<1}  
{ewc rhgbtn32.dll, BlueSkyHelpButton, g<PREVSM.BMP|PREVSM.BMP<Prev()<<1} {ewc rhgbtn32.dll, BlueSkyHelpButton,  
g<NEXTSM.BMP|NEXTSM.BMP<Next()<<1}
```

### Add, Change or Delete

Click **Add** to add a file to this set. Click **Change** to edit the highlighted file, or **Delete** to delete the highlighted file.

```
{ewc rhgbtn32.dll, BlueSkyHelpButton, g<MENUSM.BMP|MENUSM.BMP< JumpId(Dsstutor.hlp>"main"i;½  
DSTTRS_Satellite_Table_of_Contents);CloseWindow("satellite")<<1} {ewc rhgbtn32.dll, BlueSkyHelpButton, g<MAINSM.BMP|  
MAINSM.BMP<JumpKeyword("ds.hlp"i;½"contents")<<1} {ewc rhgbtn32.dll, BlueSkyHelpButton, g<EXITSM.BMP|  
EXITSM.BMP<Exit()<<1} {ewc rhgbtn32.dll, BlueSkyHelpButton, g<ANNOUP01.BMP|ANNODN01.BMP<Annotate()<<1}  
{ewc rhgbtn32.dll, BlueSkyHelpButton, g<PREVSM.BMP|PREVSM.BMP<Prev()<<1} {ewc rhgbtn32.dll, BlueSkyHelpButton,  
g<NEXTSM.BMP|NEXTSM.BMP<Next()<<1}
```

## Describe this File

Enter a descriptive name for this file in this field.

```
{ewc rhgbtn32.dll, BlueSkyHelpButton, g<MENUSM.BMP|MENUSM.BMP< JumpId(Dsstutor.hlp>"main"i;½  
DSTTRS_Satellite_Table_of_Contents);CloseWindow("satelite")<<1} {ewc rhgbtn32.dll, BlueSkyHelpButton, g<MAINSM.BMP|  
MAINSM.BMP<JumpKeyword("ds.hlp"i;½"contents")<<1} {ewc rhgbtn32.dll, BlueSkyHelpButton, g<EXITSM.BMP|  
EXITSM.BMP<Exit()<<1} {ewc rhgbtn32.dll, BlueSkyHelpButton, g<ANNOUNP01.BMP|ANNODN01.BMP<Annotate()<<1}  
{ewc rhgbtn32.dll, BlueSkyHelpButton, g<PREVSM.BMP|PREVSM.BMP<Prev()<<1} {ewc rhgbtn32.dll, BlueSkyHelpButton,  
g<NEXTSM.BMP|NEXTSM.BMP<Next()<<1}
```

## File is Named

Enter the actual name under which this file is stored in this field.

```
{ewc rhgbtn32.dll, BlueSkyHelpButton, g<MENUSM.BMP|MENUSM.BMP< JumpId(Dsstutor.hlp>"main"i;½  
DSTTRS_Satellite_Table_of_Contents);CloseWindow("satellite")<<1} {ewc rhgbtn32.dll, BlueSkyHelpButton, g<MAINSM.BMP|  
MAINSM.BMP<JumpKeyword("ds.hlp"i;½"contents")<<1} {ewc rhgbtn32.dll, BlueSkyHelpButton, g<EXITSM.BMP|  
EXITSM.BMP<Exit()<<1} {ewc rhgbtn32.dll, BlueSkyHelpButton, g<ANNOUNP01.BMP|ANNODN01.BMP<Annotate()<<1}  
{ewc rhgbtn32.dll, BlueSkyHelpButton, g<PREVSM.BMP|PREVSM.BMP<Prev()<<1} {ewc rhgbtn32.dll, BlueSkyHelpButton,  
g<NEXTSM.BMP|NEXTSM.BMP<Next()<<1}
```



File is in This Directory

Enter the path to the file in this field.

```
{ewc rhgbtn32.dll, BlueSkyHelpButton, g<MENUSM.BMP|MENUSM.BMP< JumpId(Dsstutor.hlp>"main"i;½  
DSTTRS_Satellite_Table_of_Contents);CloseWindow("satellite")<<1} {ewc rhgbtn32.dll, BlueSkyHelpButton, g<MAINSM.BMP|  
MAINSM.BMP<JumpKeyword("ds.hlp"i;½"contents")<<1} {ewc rhgbtn32.dll, BlueSkyHelpButton, g<EXITSM.BMP|  
EXITSM.BMP<Exit()<<1} {ewc rhgbtn32.dll, BlueSkyHelpButton, g<ANNOUP01.BMP|ANNODN01.BMP<Annotate()<<1}  
{ewc rhgbtn32.dll, BlueSkyHelpButton, g<PREVSM.BMP|PREVSM.BMP<Prev()<<1} {ewc rhgbtn32.dll, BlueSkyHelpButton,  
g<NEXTSM.BMP|NEXTSM.BMP<Next()<<1}
```

### Put in Remote Directory

Enter the path to the file in this field if you wish to have this file placed into a specific directory in the remote installation. The file will be placed in the remote's global directory if you leave this file blank. If you enter a directory that does not exist at the remote site, it will be created.

```
{ewc rhgbtn32.dll, BlueSkyHelpButton, g<MENUSM.BMP|MENUSM.BMP< JumpId(Dsstutor.hlp>"main"i¿½  
DSTTRS_Satellite_Table_of_Contents);CloseWindow("satellite")<<1} {ewc rhgbtn32.dll, BlueSkyHelpButton, g<MAINSM.BMP|  
MAINSM.BMP<JumpKeyword("ds.hlp"i¿½"contents")<<1} {ewc rhgbtn32.dll, BlueSkyHelpButton, g<EXITSM.BMP|  
EXITSM.BMP<Exit()<<1} {ewc rhgbtn32.dll, BlueSkyHelpButton, g<ANNOUNP01.BMP|ANNODN01.BMP<Annotate()<<1}  
{ewc rhgbtn32.dll, BlueSkyHelpButton, g<PREVSM.BMP|PREVSM.BMP<Prev()<<1} {ewc rhgbtn32.dll, BlueSkyHelpButton,  
g<NEXTSM.BMP|NEXTSM.BMP<Next()<<1}
```

### If This File Already Exists at the Remote Site, Do the Following

(Use the radio buttons to specify what occurs if the file already exists at the remote site.

- Selecting Overwrite file will cause the file to be replaced in the remote site with the file from the central installation.
- Selecting Overwrite if Remote is older will cause the file in the remote site to be replaced only if the file from the central installation is more recent.
- Selecting Do not overwrite file will cause this file to only be copied to the remote site if it does not already exist.
- Selecting Ask Remote user will cause a pop-up to appear during synchronization allowing the user processing at the remote site decide if the file should be overwritten or not.

```
{ewc rhgbtn32.dll, BlueSkyHelpButton, g<MENUSM.BMP|MENUSM.BMP< JumpId(Dsstutor.hlp>"main"i½  
DSTTRS_Satellite_Table_of_Contents);CloseWindow("satelite")<<1} {ewc rhgbtn32.dll, BlueSkyHelpButton, g<MAINSM.BMP|  
MAINSM.BMP<JumpKeyword("ds.hlp"i½"contents")<<1} {ewc rhgbtn32.dll, BlueSkyHelpButton, g<EXITSM.BMP|  
EXITSM.BMP<Exit()<<1} {ewc rhgbtn32.dll, BlueSkyHelpButton, g<ANNOUP01.BMP|ANNODN01.BMP<Annotate()<<1}  
{ewc rhgbtn32.dll, BlueSkyHelpButton, g<PREVSM.BMP|PREVSM.BMP<Prev()<<1} {ewc rhgbtn32.dll, BlueSkyHelpButton,  
g<NEXTSM.BMP|NEXTSM.BMP<Next()<<1}
```

## Save Set/Save File

When you are adding or editing a set, the Save Set button will toggle to a Save File button. Click this button to save the settings for this file.

Clicking Save Set will save the file set and return you to the File Set Setup dialog box.

```
{ewc rhgbtn32.dll, BlueSkyHelpButton, g<MENUSM.BMP|MENUSM.BMP< JumpId(Dsstutor.hlp>"main"i½  
DSTTRS_Satellite_Table_of_Contents);CloseWindow("satellite")<<1} {ewc rhgbtn32.dll, BlueSkyHelpButton, g<MAINSM.BMP|  
MAINSM.BMP<JumpKeyword("ds.hlp"i½"contents")<<1} {ewc rhgbtn32.dll, BlueSkyHelpButton, g<EXITSM.BMP|  
EXITSM.BMP<Exit()<<1} {ewc rhgbtn32.dll, BlueSkyHelpButton, g<ANNOUP01.BMP|ANNODN01.BMP<Annotate()<<1}  
{ewc rhgbtn32.dll, BlueSkyHelpButton, g<PREVSM.BMP|PREVSM.BMP<Prev()<<1} {ewc rhgbtn32.dll, BlueSkyHelpButton,  
g<NEXTSM.BMP|NEXTSM.BMP<Next()<<1}
```

## Another File Set?

Follow this link to [edit another file set](#). Click Next to skip to the next topic.

```
{ewc rhgbtn32.dll, BlueSkyHelpButton, g<MENUSM.BMP|MENUSM.BMP< JumpId(Dsstutor.hlp>"main"i½  
DSTTRS_Satellite_Table_of_Contents);CloseWindow("satellite")<<1} {ewc rhgbtn32.dll, BlueSkyHelpButton, g<MAINSM.BMP|  
MAINSM.BMP<JumpKeyword("ds.hlp"i½"contents")<<1} {ewc rhgbtn32.dll, BlueSkyHelpButton, g<EXITSM.BMP|  
EXITSM.BMP<Exit()<<1} {ewc rhgbtn32.dll, BlueSkyHelpButton, g<ANNOUP01.BMP|ANNODN01.BMP<Annotate()<<1}  
{ewc rhgbtn32.dll, BlueSkyHelpButton, g<PREVSM.BMP|PREVSM.BMP<Prev()<<1} {ewc rhgbtn32.dll, BlueSkyHelpButton,  
g<REPEATSM.BMP|REPEATSM.BMP<JumpId(Dsstutor.hlpi½ DSTTRS_File_Set_Setup)<<1} {ewc rhgbtn32.dll,  
BlueSkyHelpButton, g<NEXTSM.BMP|NEXTSM.BMP<Next()<<1}
```

Done editing global file sets

Click **OK**.

```
{ewc rhgbtn32.dll, BlueSkyHelpButton, g<MENUSM.BMP|MENUSM.BMP< JumpId(Dsstutor.hlp>"main"i½  
DSTTRS_Satellite_Table_of_Contents);CloseWindow("satellite")<<1} {ewc rhgbtn32.dll, BlueSkyHelpButton, g<MAINSM.BMP|  
MAINSM.BMP<JumpKeyword("ds.hlp"i½"contents")<<1} {ewc rhgbtn32.dll, BlueSkyHelpButton, g<EXITSM.BMP|  
EXITSM.BMP<Exit()<<1} {ewc rhgbtn32.dll, BlueSkyHelpButton, g<ANNOUP01.BMP|ANNODN01.BMP<Annotate()<<1}  
{ewc rhgbtn32.dll, BlueSkyHelpButton, g<PREVSM.BMP|PREVSM.BMP<Prev()<<1} {ewc rhgbtn32.dll, BlueSkyHelpButton,  
g<NEXTSM.BMP|NEXTSM.BMP<JumpId(DSSTUTOR.HLPi½ DSTTRS_Procedure_Complete);SaveMark(lastpath)<<1}
```

## Global Options (Edit Global Scripts)

### Click **Scripting**.

```
{ewc rhgbtn32.dll, BlueSkyHelpButton, g<MENUSM.BMP|MENUSM.BMP< JumpId(Dsstutor.hlp>"main"i½  
DSTTRS_Satellite_Table_of_Contents);CloseWindow("satellite")<<1} {ewc rhgbtn32.dll, BlueSkyHelpButton, g<MAINSM.BMP|  
MAINSM.BMP<JumpKeyword("ds.hlp"i½"contents")<<1} {ewc rhgbtn32.dll, BlueSkyHelpButton, g<EXITSM.BMP|  
EXITSM.BMP<Exit()<<1} {ewc rhgbtn32.dll, BlueSkyHelpButton, g<ANNOUP01.BMP|ANNODN01.BMP<Annotate()<<1}  
{ewc rhgbtn32.dll, BlueSkyHelpButton, g<PREVSM.BMP|PREVSM.BMP<JumpId(dsstutor.hlpi½DSTTRS_Global_Scripts)<<1}  
{ewc rhgbtn32.dll, BlueSkyHelpButton, g<NEXTSM.BMP|NEXTSM.BMP<Next()<<1}
```

## Add or Change a Script

Click **Add Script** to add a script. Highlight a script and click **Change** to change an existing script.

```
{ewc rhgbtn32.dll, BlueSkyHelpButton, g<MENUSM.BMP|MENUSM.BMP< JumpId(Dsstutor.hlp>"main"i;½  
DSTTRS_Satellite_Table_of_Contents);CloseWindow("satelite")<<1} {ewc rhgbtn32.dll, BlueSkyHelpButton, g<MAINSM.BMP|  
MAINSM.BMP<JumpKeyword("ds.hlp"i;½"contents")<<1} {ewc rhgbtn32.dll, BlueSkyHelpButton, g<EXITSM.BMP|  
EXITSM.BMP<Exit()<<1} {ewc rhgbtn32.dll, BlueSkyHelpButton, g<ANNOUP01.BMP|ANNODN01.BMP<Annotate()<<1}  
{ewc rhgbtn32.dll, BlueSkyHelpButton, g<PREVSM.BMP|PREVSM.BMP<Prev()<<1} {ewc rhgbtn32.dll, BlueSkyHelpButton,  
g<NEXTSM.BMP|NEXTSM.BMP<Next()<<1}
```



## Script Name

Type the name for the script here.

```
{ewc rhgbtn32.dll, BlueSkyHelpButton, g<MENUSM.BMP|MENUSM.BMP< JumpId(Dsstutor.hlp>"main"i½  
DSTTRS_Satellite_Table_of_Contents);CloseWindow("satelite")<<1} {ewc rhgbtn32.dll, BlueSkyHelpButton, g<MAINSM.BMP|  
MAINSM.BMP<JumpKeyword("ds.hlp"i½"contents")<<1} {ewc rhgbtn32.dll, BlueSkyHelpButton, g<EXITSM.BMP|  
EXITSM.BMP<Exit()<<1} {ewc rhgbtn32.dll, BlueSkyHelpButton, g<ANNOUP01.BMP|ANNODN01.BMP<Annotate()<<1}  
{ewc rhgbtn32.dll, BlueSkyHelpButton, g<PREVSM.BMP|PREVSM.BMP<Prev()<<1} {ewc rhgbtn32.dll, BlueSkyHelpButton,  
g<NEXTSM.BMP|NEXTSM.BMP<Next()<<1}
```

## Add or Change Step(s)

Click **Add** to add a step to the script. Highlight a step and click **Change** to modify an existing step.

```
{ewc rhgbtn32.dll, BlueSkyHelpButton, g<MENUSM.BMP|MENUSM.BMP< JumpId(Dsstutor.hlp>"main"i;½  
DSTTRS_Satellite_Table_of_Contents);CloseWindow("satellite")<<1} {ewc rhgbtn32.dll, BlueSkyHelpButton, g<MAINSM.BMP|  
MAINSM.BMP<JumpKeyword("ds.hlp"i;½"contents")<<1} {ewc rhgbtn32.dll, BlueSkyHelpButton, g<EXITSM.BMP|  
EXITSM.BMP<Exit()<<1} {ewc rhgbtn32.dll, BlueSkyHelpButton, g<ANNOUP01.BMP|ANNODN01.BMP<Annotate()<<1}  
{ewc rhgbtn32.dll, BlueSkyHelpButton, g<PREVSM.BMP|PREVSM.BMP<Prev()<<1} {ewc rhgbtn32.dll, BlueSkyHelpButton,  
g<NEXTSM.BMP|NEXTSM.BMP<Next()<<1}
```

## Script Step Dialog

[Describe this step](#)

[Run this step at](#)

[and do the following](#)

[Program to Run](#)

[Save Script/Save](#)

When you have clicked **Save**, click Next to continue this tutorial.

```
{ewc rhgbtn32.dll, BlueSkyHelpButton, g<MENUSM.BMP|MENUSM.BMP< JumpId(Dsstutor.hlp>"main"i½  
DSTTRS_Satellite_Table_of_Contents);CloseWindow("satelite")<<1} {ewc rhgbtn32.dll, BlueSkyHelpButton, g<MAINSM.BMP|  
MAINSM.BMP<JumpKeyword("ds.hlp"i½"contents")<<1} {ewc rhgbtn32.dll, BlueSkyHelpButton, g<EXITSM.BMP|  
EXITSM.BMP<Exit()<<1} {ewc rhgbtn32.dll, BlueSkyHelpButton, g<ANNOUP01.BMP|ANNODN01.BMP<Annotate()<<1}  
{ewc rhgbtn32.dll, BlueSkyHelpButton, g<PREVSM.BMP|PREVSM.BMP<Prev()<<1} {ewc rhgbtn32.dll, BlueSkyHelpButton,  
g<NEXTSM.BMP|NEXTSM.BMP<Next()<<1}
```

Add or change another step?

Follow this link to [Add or change Another Step](#). Click Next to finish this script.

```
{ewc rhgbtn32.dll, BlueSkyHelpButton, g<MENUSM.BMP|MENUSM.BMP< JumpId(Dsstutor.hlp>"main"i½  
DSTTRS_Satellite_Table_of_Contents);CloseWindow("satellite")<<1} {ewc rhgbtn32.dll, BlueSkyHelpButton, g<MAINSM.BMP|  
MAINSM.BMP<JumpKeyword("ds.hlp"i½"contents")<<1} {ewc rhgbtn32.dll, BlueSkyHelpButton, g<EXITSM.BMP|  
EXITSM.BMP<Exit()<<1} {ewc rhgbtn32.dll, BlueSkyHelpButton, g<ANNOUP01.BMP|ANNODN01.BMP<Annotate()<<1}  
{ewc rhgbtn32.dll, BlueSkyHelpButton, g<PREVSM.BMP|PREVSM.BMP<Prev()<<1} {ewc rhgbtn32.dll, BlueSkyHelpButton,  
g<REPEATSM.BMP|REPEATSM.BMP<JumpId(Dsstutor.hlpi½ DSTTRS_Add_or_Change_Step_s)<<1} {ewc rhgbtn32.dll,  
BlueSkyHelpButton, g<NEXTSM.BMP|NEXTSM.BMP<Next()<<1}
```

## Script Finished

Click **Save Script**.

```
{ewc rhgbtn32.dll, BlueSkyHelpButton, g<MENUSM.BMP|MENUSM.BMP< JumpId(Dsstutor.hlp>"main"i½  
DSTTRS_Satellite_Table_of_Contents);CloseWindow("satelite")<<1} {ewc rhgbtn32.dll, BlueSkyHelpButton, g<MAINSM.BMP|  
MAINSM.BMP<JumpKeyword("ds.hlp"i½"contents")<<1} {ewc rhgbtn32.dll, BlueSkyHelpButton, g<EXITSM.BMP|  
EXITSM.BMP<Exit()<<1} {ewc rhgbtn32.dll, BlueSkyHelpButton, g<ANNOUP01.BMP|ANNODN01.BMP<Annotate()<<1}  
{ewc rhgbtn32.dll, BlueSkyHelpButton, g<PREVSM.BMP|PREVSM.BMP<Prev()<<1} {ewc rhgbtn32.dll, BlueSkyHelpButton,  
g<NEXTSM.BMP|NEXTSM.BMP<Next()<<1}
```

### Add or change another script?

Follow this link to [add or modify another script](#). Click Next to finish adding or modifying scripts.

```
{ewc rhgbtn32.dll, BlueSkyHelpButton, g<MENUSM.BMP|MENUSM.BMP< JumpId(Dsstutor.hlp>"main"i½  
DSTTRS_Satellite_Table_of_Contents);CloseWindow("satellite")<<1} {ewc rhgbtn32.dll, BlueSkyHelpButton, g<MAINSM.BMP|  
MAINSM.BMP<JumpKeyword("ds.hlp"i½"contents")<<1} {ewc rhgbtn32.dll, BlueSkyHelpButton, g<EXITSM.BMP|  
EXITSM.BMP<Exit()<<1} {ewc rhgbtn32.dll, BlueSkyHelpButton, g<ANNOUP01.BMP|ANNODN01.BMP<Annotate()<<1}  
{ewc rhgbtn32.dll, BlueSkyHelpButton, g<PREVSM.BMP|PREVSM.BMP<Prev()<<1} {ewc rhgbtn32.dll, BlueSkyHelpButton,  
g<REPEATSM.BMP|REPEATSM.BMP<JumpId(Dsstutor.hlpi½ DSTTRS_Add_or_Change_a_Script)<<1} {ewc rhgbtn32.dll,  
BlueSkyHelpButton, g<NEXTSM.BMP|NEXTSM.BMP<Next()<<1}
```

## Global Scripts Complete

Click **OK**.

```
{ewc rhgbtn32.dll, BlueSkyHelpButton, g<MENUSM.BMP|MENUSM.BMP< JumpId(Dsstutor.hlp>"main"i½  
DSTTRS_Satellite_Table_of_Contents);CloseWindow("satellite")<<1} {ewc rhgbtn32.dll, BlueSkyHelpButton, g<MAINSM.BMP|  
MAINSM.BMP<JumpKeyword("ds.hlp"i½"contents")<<1} {ewc rhgbtn32.dll, BlueSkyHelpButton, g<EXITSM.BMP|  
EXITSM.BMP<Exit()<<1} {ewc rhgbtn32.dll, BlueSkyHelpButton, g<ANNOUP01.BMP|ANNODN01.BMP<Annotate()<<1}  
{ewc rhgbtn32.dll, BlueSkyHelpButton, g<PREVSM.BMP|PREVSM.BMP<Prev()<<1} {ewc rhgbtn32.dll, BlueSkyHelpButton,  
g<NEXTSM.BMP|NEXTSM.BMP<JumpId(DSSTUTOR.HLPi½ DSTTRS_Procedure_Complete);SaveMark(lastpath)<<1}
```

Select the database to apply field rules to

Highlight the database, then click **Select**.

```
{ewc rhgbtn32.dll, BlueSkyHelpButton, g<MENUSM.BMP|MENUSM.BMP< JumpId(Dsstutor.hlp>"main"i½  
DSTTRS_Satellite_Table_of_Contents);CloseWindow("satelite")<<1} {ewc rhgbtn32.dll, BlueSkyHelpButton, g<MAINSM.BMP|  
MAINSM.BMP<JumpKeyword("ds.hlp"i½"contents")<<1} {ewc rhgbtn32.dll, BlueSkyHelpButton, g<EXITSM.BMP|  
EXITSM.BMP<Exit())<<1} {ewc rhgbtn32.dll, BlueSkyHelpButton, g<ANNOUP01.BMP|ANNODN01.BMP<Annotate())<<1}  
{ewc rhgbtn32.dll, BlueSkyHelpButton, g<PREVSM.BMP|  
PREVSM.BMP<JumpId(dsstutor.hlpi½DSTTRS_Field_Rules_Express_Jump)<<1} {ewc rhgbtn32.dll, BlueSkyHelpButton,  
g<NEXTSM.BMP|NEXTSM.BMP<Next())<<1}
```



## Field Rules Dialog Box

Using Field Rules, you choose from among a selection of pre-defined rules to control how and when a field is synchronized in the satellite installation, and have the additional option of creating an expression to control exactly when that rule is applied. Rules can be established for every field that has been set up for synchronization.

### Note

Field rules only apply when synchronizing from the remote site to the satellite site.

{ewc rhgbt n32.dll I, BlueS kyHel pButt on, g<ME NUU P.BM P  MEN USM. BMP < JumpI d(DS STUT OR.H LP>" main" i½ DSTT RS_S atellit e_Tab le_of_ Conte nts);C lose Wind ow("s atelite ")<<1}	{ewc rhgbt32. dll, BlueSkyH elpButton, g<MAINU P.BMP  MAINDN. BMP<Jum pKeyword ("ds.hlp"i½ ½"content s")<<1}	{ew c rhg btn3 2.dll , Blu eSk yHe lpB utto n, g<E XIT UP. BM P  EXI TD N.B MP <Exi t())< <1}	{ewc rhgbt n32.d ll, BlueS kyHel pButt on, g<AN UPL G01. BMP  AND NLG0 1.BM P<An notat e())<< 1}	{ewc rhgbt 32.dll, BlueS kyHel pButto n, g<PR EVUP. BMP  PREV DN.B MP<P rev())< <1}	{ew c rhg btn 32. dll, Blu eS ky Hel pB utto n, g< NE XT UP. BM P  NE XT DN .B MP <N ext( )<< 1}
<a href="#">Contents</a>	<a href="#">TeleMagic Help</a>	<a href="#">Exit</a>	<a href="#">Annot ate</a>	<a href="#">Back</a>	<a href="#">Ne xt</a>

## Level Radio Buttons

Choose the Level radio button containing the field in the selected database for which you wish to establish field rules.

```
{ewc rhgbtn32.dll, BlueSkyHelpButton, g<MENUSM.BMP|MENUSM.BMP< JumpId(Dsstutor.hlp>"main"i;½  
DSTTRS_Satellite_Table_of_Contents);CloseWindow("satellite")<<1} {ewc rhgbtn32.dll, BlueSkyHelpButton, g<MAINSM.BMP|  
MAINSM.BMP<JumpKeyword("ds.hlp"i;½"contents")<<1} {ewc rhgbtn32.dll, BlueSkyHelpButton, g<EXITSM.BMP|  
EXITSM.BMP<Exit()<<1} {ewc rhgbtn32.dll, BlueSkyHelpButton, g<ANNOUP01.BMP|ANNODN01.BMP<Annotate()<<1}  
{ewc rhgbtn32.dll, BlueSkyHelpButton, g<PREVSM.BMP|PREVSM.BMP<Prev()<<1} {ewc rhgbtn32.dll, BlueSkyHelpButton,  
g<NEXTSM.BMP|NEXTSM.BMP<Next()<<1}
```

## Change

Click this button to edit the highlighted field.

```
{ewc rhgbtn32.dll, BlueSkyHelpButton, g<MENUSM.BMP|MENUSM.BMP< JumpId(Dsstutor.hlp>"main"i½  
DSTTRS_Satellite_Table_of_Contents);CloseWindow("satelite")<<1} {ewc rhgbtn32.dll, BlueSkyHelpButton, g<MAINSM.BMP|  
MAINSM.BMP<JumpKeyword("ds.hlp"i½"contents")<<1} {ewc rhgbtn32.dll, BlueSkyHelpButton, g<EXITSM.BMP|  
EXITSM.BMP<Exit()<<1} {ewc rhgbtn32.dll, BlueSkyHelpButton, g<ANNOUP01.BMP|ANNODN01.BMP<Annotate()<<1}  
{ewc rhgbtn32.dll, BlueSkyHelpButton, g<PREVSM.BMP|PREVSM.BMP<Prev()<<1} {ewc rhgbtn32.dll, BlueSkyHelpButton,  
g<NEXTSM.BMP|NEXTSM.BMP<Next()<<1}
```

## Replace [field] Using This Rule

Make a selection from this drop down list to specify under what circumstance the field will be updated from the remote sites.

```
{ewc rhgbtn32.dll, BlueSkyHelpButton, g<MENUSM.BMP|MENUSM.BMP< JumpId(Dsstutor.hlp>"main"i;½  
DSTTRS_Satellite_Table_of_Contents);CloseWindow("satelite")<<1} {ewc rhgbtn32.dll, BlueSkyHelpButton, g<MAINSM.BMP|  
MAINSM.BMP<JumpKeyword("ds.hlp"i;½"contents")<<1} {ewc rhgbtn32.dll, BlueSkyHelpButton, g<EXITSM.BMP|  
EXITSM.BMP<Exit()<<1} {ewc rhgbtn32.dll, BlueSkyHelpButton, g<ANNOUP01.BMP|ANNODN01.BMP<Annotate()<<1}  
{ewc rhgbtn32.dll, BlueSkyHelpButton, g<PREVSM.BMP|PREVSM.BMP<Prev()<<1} {ewc rhgbtn32.dll, BlueSkyHelpButton,  
g<NEXTSM.BMP|NEXTSM.BMP<Next()<<1}
```

### Place Original Data Into Memo Field for This Level

Mark this check box to have data overwritten during synchronization for this field placed into a memo field selected using the Choose Memo Fields dialog box.

```
{ewc rhgbtn32.dll, BlueSkyHelpButton, g<MENUSM.BMP|MENUSM.BMP< JumpId(Dsstutor.hlp>"main"i;½  
DSTTRS_Satellite_Table_of_Contents);CloseWindow("satelite")<<1} {ewc rhgbtn32.dll, BlueSkyHelpButton, g<MAINSM.BMP|  
MAINSM.BMP<JumpKeyword("ds.hlp"i;½"contents")<<1} {ewc rhgbtn32.dll, BlueSkyHelpButton, g<EXITSM.BMP|  
EXITSM.BMP<Exit()<<1} {ewc rhgbtn32.dll, BlueSkyHelpButton, g<ANNOUP01.BMP|ANNODN01.BMP<Annotate()<<1}  
{ewc rhgbtn32.dll, BlueSkyHelpButton, g<PREVSM.BMP|PREVSM.BMP<Prev()<<1} {ewc rhgbtn32.dll, BlueSkyHelpButton,  
g<NEXTSM.BMP|NEXTSM.BMP<Next()<<1}
```

### Synchronize this Memo Field as a Character Field

Mark this check box to specify that a memo field should be synchronized as a character field.

When this option is selected for a memo field, that field will be treated as a character field—any changes to the field will overwrite the old data on synchronization and the notepad stamp will not be used. This field rule will be applied to both the server and remotes. All other field rules will continue to be applied only at the server.

```
{ewc rhgbtn32.dll, BlueSkyHelpButton, g<MENUSM.BMP|MENUSM.BMP< JumpId(Dsstutor.hlp>"main"i½  
DSTTRS_Satellite_Table_of_Contents);CloseWindow("satelite")<<1} {ewc rhgbtn32.dll, BlueSkyHelpButton, g<MAINSM.BMP|  
MAINSM.BMP<JumpKeyword("ds.hlp"i½"contents")<<1} {ewc rhgbtn32.dll, BlueSkyHelpButton, g<EXITSM.BMP|  
EXITSM.BMP<Exit()<<1} {ewc rhgbtn32.dll, BlueSkyHelpButton, g<ANNOUNP01.BMP|ANNODN01.BMP<Annotate()<<1}  
{ewc rhgbtn32.dll, BlueSkyHelpButton, g<PREVSM.BMP|PREVSM.BMP<Prev()<<1} {ewc rhgbtn32.dll, BlueSkyHelpButton,  
g<NEXTSM.BMP|NEXTSM.BMP<Next()<<1}
```

## Edit Expression

Click this button to bring up the Expression Builder dialog box allowing you to create an advanced expression to further qualify this field rule. The expression must be true before the field rule is applied. If it is not, the field will not be replaced in central.

```
{ewc rhgbtn32.dll, BlueSkyHelpButton, g<MENUSM.BMP|MENUSM.BMP< JumpId(Dsstutor.hlp>"main"½  
DSTTRS_Satellite_Table_of_Contents);CloseWindow("satelite")<<1} {ewc rhgbtn32.dll, BlueSkyHelpButton, g<MAINSM.BMP|  
MAINSM.BMP<JumpKeyword("ds.hlp"½"contents")<<1} {ewc rhgbtn32.dll, BlueSkyHelpButton, g<EXITSM.BMP|  
EXITSM.BMP<Exit()<<1} {ewc rhgbtn32.dll, BlueSkyHelpButton, g<ANNOUP01.BMP|ANNODN01.BMP<Annotate()<<1}  
{ewc rhgbtn32.dll, BlueSkyHelpButton, g<PREVSM.BMP|PREVSM.BMP<Prev()<<1} {ewc rhgbtn32.dll, BlueSkyHelpButton,  
g<NEXTSM.BMP|NEXTSM.BMP<Next()<<1}
```

## Memo Fields

Click this button to bring up the Choose Memo Fields dialog box.

```
{ewc rhgbtn32.dll, BlueSkyHelpButton, g<MENUSM.BMP|MENUSM.BMP< JumpId(Dsstutor.hlp>"main"i;½  
DSTTRS_Satellite_Table_of_Contents);CloseWindow("satellite")<<1} {ewc rhgbtn32.dll, BlueSkyHelpButton, g<MAINSM.BMP|  
MAINSM.BMP<JumpKeyword("ds.hlp"i;½"contents")<<1} {ewc rhgbtn32.dll, BlueSkyHelpButton, g<EXITSM.BMP|  
EXITSM.BMP<Exit()<<1} {ewc rhgbtn32.dll, BlueSkyHelpButton, g<ANNOUNP01.BMP|ANNODN01.BMP<Annotate()<<1}  
{ewc rhgbtn32.dll, BlueSkyHelpButton, g<PREVSM.BMP|PREVSM.BMP<Prev()<<1} {ewc rhgbtn32.dll, BlueSkyHelpButton,  
g<NEXTSM.BMP|NEXTSM.BMP<Next()<<1}
```



## Save Field Rules

Click **Save**.

```
{ewc rhgbtn32.dll, BlueSkyHelpButton, g<MENUSM.BMP|MENUSM.BMP< JumpId(Dsstutor.hlp>"main"i;½  
DSTTRS_Satellite_Table_of_Contents);CloseWindow("satellite")<<1} {ewc rhgbtn32.dll, BlueSkyHelpButton, g<MAINSM.BMP|  
MAINSM.BMP<JumpKeyword("ds.hlp"i;½"contents")<<1} {ewc rhgbtn32.dll, BlueSkyHelpButton, g<EXITSM.BMP|  
EXITSM.BMP<Exit()<<1} {ewc rhgbtn32.dll, BlueSkyHelpButton, g<ANNOUNP01.BMP|ANNODN01.BMP<Annotate()<<1}  
{ewc rhgbtn32.dll, BlueSkyHelpButton, g<PREVSM.BMP|PREVSM.BMP<Prev()<<1} {ewc rhgbtn32.dll, BlueSkyHelpButton,  
g<NEXTSM.BMP|NEXTSM.BMP<Next()<<1}
```

## Field Rules Established

Click **Close**.

```
{ewc rhgbtn32.dll, BlueSkyHelpButton, g<MENUSM.BMP|MENUSM.BMP< JumpId(Dsstutor.hlp>"main"i;½  
DSTTRS_Satellite_Table_of_Contents);CloseWindow("satellite")<<1} {ewc rhgbtn32.dll, BlueSkyHelpButton, g<MAINSM.BMP|  
MAINSM.BMP<JumpKeyword("ds.hlp"i;½"contents")<<1} {ewc rhgbtn32.dll, BlueSkyHelpButton, g<EXITSM.BMP|  
EXITSM.BMP<Exit()<<1} {ewc rhgbtn32.dll, BlueSkyHelpButton, g<ANNOUNP01.BMP|ANNODN01.BMP<Annotate()<<1}  
{ewc rhgbtn32.dll, BlueSkyHelpButton, g<PREVSM.BMP|PREVSM.BMP<Prev()<<1} {ewc rhgbtn32.dll, BlueSkyHelpButton,  
g<NEXTSM.BMP|NEXTSM.BMP<Next()<<1}
```

## Field Rules for another database?

Follow this link to configure [Field Rules for another database?](#) or click Next to continue.

```
{ewc rhgbtn32.dll, BlueSkyHelpButton, g<MENUSM.BMP|MENUSM.BMP< JumpId(Dsstutor.hlp>"main"i½  
DSTTRS_Satellite_Table_of_Contents);CloseWindow("satellite")<<1} {ewc rhgbtn32.dll, BlueSkyHelpButton, g<MAINSM.BMP|  
MAINSM.BMP<JumpKeyword("ds.hlp"i½"contents")<<1} {ewc rhgbtn32.dll, BlueSkyHelpButton, g<EXITSM.BMP|  
EXITSM.BMP<Exit()<<1} {ewc rhgbtn32.dll, BlueSkyHelpButton, g<ANNOUP01.BMP|ANNODN01.BMP<Annotate()<<1}  
{ewc rhgbtn32.dll, BlueSkyHelpButton, g<PREVSM.BMP|PREVSM.BMP<Prev()<<1} {ewc rhgbtn32.dll, BlueSkyHelpButton,  
g<REPEATSM.BMP|REPEATSM.BMP<JumpId(Dsstutor.hlpi½ DSTTRS_Select_the_database_for_field_rules)<<1} {ewc  
rhgbtn32.dll, BlueSkyHelpButton, g<NEXTSM.BMP|NEXTSM.BMP<Next()<<1}
```

## Field Rules Complete

Click **Close**.

```
{ewc rhgbtn32.dll, BlueSkyHelpButton, g<MENUSM.BMP|MENUSM.BMP< JumpId(Dsstutor.hlp>"main"i½  
DSTTRS_Satellite_Table_of_Contents);CloseWindow("satelite")<<1} {ewc rhgbtn32.dll, BlueSkyHelpButton, g<MAINSM.BMP|  
MAINSM.BMP<JumpKeyword("ds.hlp"i½"contents")<<1} {ewc rhgbtn32.dll, BlueSkyHelpButton, g<EXITSM.BMP|  
EXITSM.BMP<Exit()<<1} {ewc rhgbtn32.dll, BlueSkyHelpButton, g<ANNOUP01.BMP|ANNODN01.BMP<Annotate()<<1} {ewc  
rhgbtn32.dll, BlueSkyHelpButton, g<PREVSM.BMP|PREVSM.BMP<Prev()<<1} {ewc rhgbtn32.dll, BlueSkyHelpButton,  
g<NEXTSM.BMP|NEXTSM.BMP<JumpId(DSSTUTOR.HLPi½ DSTTRS_Procedure_Complete);SaveMark(lastpath)<<1}
```

## Server ID

Follow this link if you want to [Add a New Server](#) . Otherwise, select the server you wish to edit from the drop-down list.

```
{ewc rhgbtn32.dll, BlueSkyHelpButton, g<MENUSM.BMP|MENUSM.BMP< JumpId(Dsstutor.hlp>"main"i½  
DSTTRS_Satellite_Table_of_Contents);CloseWindow("satelite")<<1} {ewc rhgbtn32.dll, BlueSkyHelpButton, g<MAINSM.BMP|  
MAINSM.BMP<JumpKeyword("ds.hlp"i½"contents")<<1} {ewc rhgbtn32.dll, BlueSkyHelpButton, g<EXITSM.BMP|  
EXITSM.BMP<Exit())<<1} {ewc rhgbtn32.dll, BlueSkyHelpButton, g<ANNOUP01.BMP|ANNODN01.BMP<Annotate())<<1}  
{ewc rhgbtn32.dll, BlueSkyHelpButton, g<PREVSM.BMP|  
PREVSM.BMP<JumpId(Dsstutor.hlpi½DSTTRS_Server_Maintenance_Express_Jump);IfThen(IsMark("server  
id")i½DeleteMark("server id"))<<1} {ewc rhgbtn32.dll, BlueSkyHelpButton, g<OPTUPSM.BMP|  
OPTDNSM.BMP<JumpId(Dsstutor.hlpi½DSTTRS_Add_New_Server);SaveMark("server id")<<1} {ewc rhgbtn32.dll,  
BlueSkyHelpButton, g<NEXTSM.BMP|NEXTSM.BMP<Next())<<1}
```

## Edit Server Properties

Click **Edit**.

```
{ewc rhgbtn32.dll, BlueSkyHelpButton, g<MENUSM.BMP|MENUSM.BMP< JumpId(Dsstutor.hlp>"main"i½  
DSTTRS_Satellite_Table_of_Contents);CloseWindow("satellite")<<1} {ewc rhgbtn32.dll, BlueSkyHelpButton, g<MAINSM.BMP|  
MAINSM.BMP<JumpKeyword("ds.hlp"i½"contents")<<1} {ewc rhgbtn32.dll, BlueSkyHelpButton, g<EXITSM.BMP|  
EXITSM.BMP<Exit()<<1} {ewc rhgbtn32.dll, BlueSkyHelpButton, g<ANNOUP01.BMP|ANNODN01.BMP<Annotate()<<1}  
{ewc rhgbtn32.dll, BlueSkyHelpButton, g<PREVSM.BMP|PREVSM.BMP<IfThenElse(IsMark("server  
id")i½JumpId(Dsstutor.hlpi½DSTTRS_New_Server_Added)i½Prev())<<1} {ewc rhgbtn32.dll, BlueSkyHelpButton,  
g<NEXTSM.BMP|NEXTSM.BMP<Next()<<1}
```

## Frequency

Use these radio buttons to specify what you would like this server to do when it goes into Process mode:

[Process one time](#)

[Process Continuously](#)

[Process one time, then exit](#)

```
{ewc rhgbtn32.dll, BlueSkyHelpButton, g<MENUSM.BMP|MENUSM.BMP< JumpId(Dsstutor.hlp>"main"i½  
DSTTRS_Satellite_Table_of_Contents);CloseWindow("satellite")<<1} {ewc rhgbtn32.dll, BlueSkyHelpButton, g<MAINSM.BMP|  
MAINSM.BMP<JumpKeyword("ds.hlp"i½"contents")<<1} {ewc rhgbtn32.dll, BlueSkyHelpButton, g<EXITSM.BMP|  
EXITSM.BMP<Exit()<<1} {ewc rhgbtn32.dll, BlueSkyHelpButton, g<ANNOUP01.BMP|ANNODN01.BMP<Annotate()<<1}  
{ewc rhgbtn32.dll, BlueSkyHelpButton, g<PREVSM.BMP|PREVSM.BMP<Prev()<<1} {ewc rhgbtn32.dll, BlueSkyHelpButton,  
g<NEXTSM.BMP|NEXTSM.BMP<Next()<<1}
```

This server processes

These options allow you to select what the server processes:

[Inbox](#)

[Outbox](#)

[Both Boxes](#)

```
{ewc rhgbtn32.dll, BlueSkyHelpButton, g<MENUSM.BMP|MENUSM.BMP< JumpId(Dsstutor.hlp>"main"i¿½  
DSTTRS_Satellite_Table_of_Contents);CloseWindow("satellite")<<1} {ewc rhgbtn32.dll, BlueSkyHelpButton, g<MAINSM.BMP|  
MAINSM.BMP<JumpKeyword("ds.hlp"i¿½"contents")<<1} {ewc rhgbtn32.dll, BlueSkyHelpButton, g<EXITSM.BMP|  
EXITSM.BMP<Exit()<<1} {ewc rhgbtn32.dll, BlueSkyHelpButton, g<ANNOUP01.BMP|ANNODN01.BMP<Annotate()<<1}  
{ewc rhgbtn32.dll, BlueSkyHelpButton, g<PREVSM.BMP|PREVSM.BMP<Prev()<<1} {ewc rhgbtn32.dll, BlueSkyHelpButton,  
g<NEXTSM.BMP|NEXTSM.BMP<Next()<<1}
```



### Update existing outbox packets every

Updating the outbox packets allows you to add new transactions to existing packets without overwriting the data already there. Use these spinner arrows to set how often you would like the outbox packets updated.

#### Note

This option will be dimmed if you have Inbox selected under This server processes.

```
{ewc rhgbtn32.dll, BlueSkyHelpButton, g<MENUSM.BMP|MENUSM.BMP< JumpId(Dsstutor.hlp>"main"i½  
DSTTRS_Satellite_Table_of_Contents);CloseWindow("satellite")<<1} {ewc rhgbtn32.dll, BlueSkyHelpButton, g<MAINSM.BMP|  
MAINSM.BMP<JumpKeyword("ds.hlp"i½"contents")<<1} {ewc rhgbtn32.dll, BlueSkyHelpButton, g<EXITSM.BMP|  
EXITSM.BMP<Exit()<<1} {ewc rhgbtn32.dll, BlueSkyHelpButton, g<ANNOUP01.BMP|ANNODN01.BMP<Annotate()<<1}  
{ewc rhgbtn32.dll, BlueSkyHelpButton, g<PREVSM.BMP|PREVSM.BMP<Prev()<<1} {ewc rhgbtn32.dll, BlueSkyHelpButton,  
g<NEXTSM.BMP|NEXTSM.BMP<Next()<<1}
```

## Server Time Zone

Use this drop down list to specify the time zone in use by the server. Data Synchronization Server will take into account the difference in times when determining which is the most recent change to a record.

```
{ewc rhgbtn32.dll, BlueSkyHelpButton, g<MENUSM.BMP|MENUSM.BMP< JumpId(Dsstutor.hlp>"main"i½  
DSTTRS_Satellite_Table_of_Contents);CloseWindow("satellite")<<1} {ewc rhgbtn32.dll, BlueSkyHelpButton, g<MAINSM.BMP|  
MAINSM.BMP<JumpKeyword("ds.hlp"i½"contents")<<1} {ewc rhgbtn32.dll, BlueSkyHelpButton, g<EXITSM.BMP|  
EXITSM.BMP<Exit()<<1} {ewc rhgbtn32.dll, BlueSkyHelpButton, g<ANNOUP01.BMP|ANNODN01.BMP<Annotate()<<1}  
{ewc rhgbtn32.dll, BlueSkyHelpButton, g<PREVSM.BMP|PREVSM.BMP<Prev()<<1} {ewc rhgbtn32.dll, BlueSkyHelpButton,  
g<NEXTSM.BMP|NEXTSM.BMP<Next()<<1}
```

## Server time zone uses daylight savings time

Mark this check box if the time zone selected for the server uses daylight savings time.

```
{ewc rhgbtn32.dll, BlueSkyHelpButton, g<MENUSM.BMP|MENUSM.BMP< JumpId(Dsstutor.hlp>"main"i½  
DSTTRS_Satellite_Table_of_Contents);CloseWindow("satellite")<<1} {ewc rhgbtn32.dll, BlueSkyHelpButton, g<MAINSM.BMP|  
MAINSM.BMP<JumpKeyword("ds.hlp"i½"contents")<<1} {ewc rhgbtn32.dll, BlueSkyHelpButton, g<EXITSM.BMP|  
EXITSM.BMP<Exit()<<1} {ewc rhgbtn32.dll, BlueSkyHelpButton, g<ANNOUP01.BMP|ANNODN01.BMP<Annotate()<<1}  
{ewc rhgbtn32.dll, BlueSkyHelpButton, g<PREVSM.BMP|PREVSM.BMP<Prev()<<1} {ewc rhgbtn32.dll, BlueSkyHelpButton,  
g<NEXTSM.BMP|NEXTSM.BMP<Next()<<1}
```

## Process Inbox from/to

If you have set a server to process inboxes and want to limit the time that the server is available for processing the inbox, enter the time span during which it should process the inbox in these fields. Use a 12-hour format, followed by a for am and p for pm. If you select to process during a time not specified in these fields, the inbox will be skipped. Mark the **Always process Inbox** check box if you do not wish to limit the inbox processing time.

```
{ewc rhgbtn32.dll, BlueSkyHelpButton, g<MENUSM.BMP|MENUSM.BMP< JumpId(Dsstutor.hlp>"main"i½  
DSTTRS_Satellite_Table_of_Contents);CloseWindow("satelite")<<1} {ewc rhgbtn32.dll, BlueSkyHelpButton, g<MAINSM.BMP|  
MAINSM.BMP<JumpKeyword("ds.hlp"i½"contents")<<1} {ewc rhgbtn32.dll, BlueSkyHelpButton, g<EXITSM.BMP|  
EXITSM.BMP<Exit()<<1} {ewc rhgbtn32.dll, BlueSkyHelpButton, g<ANNOUP01.BMP|ANNODN01.BMP<Annotate()<<1}  
{ewc rhgbtn32.dll, BlueSkyHelpButton, g<PREVSM.BMP|PREVSM.BMP<Prev()<<1} {ewc rhgbtn32.dll, BlueSkyHelpButton,  
g<NEXTSM.BMP|NEXTSM.BMP<Next()<<1}
```

## Process Outbox from/to

If you have set a server to process outboxes and want to limit the time that the server is available for processing the outbox, enter the time span during which it should process the outbox in these fields. Use a 12-hour format, followed by a for a.m. and p for p.m. If you select to process during a time not specified in these fields, the outbox will be skipped. Mark the **Always process Outbox** check box if you do not wish to limit the processing time.

```
{ewc rhgbtn32.dll, BlueSkyHelpButton, g<MENUSM.BMP|MENUSM.BMP< JumpId(Dsstutor.hlp>"main"i½  
DSTTRS_Satellite_Table_of_Contents);CloseWindow("satellite")<<1} {ewc rhgbtn32.dll, BlueSkyHelpButton, g<MAINSM.BMP|  
MAINSM.BMP<JumpKeyword("ds.hlp"i½"contents")<<1} {ewc rhgbtn32.dll, BlueSkyHelpButton, g<EXITSM.BMP|  
EXITSM.BMP<Exit()<<1} {ewc rhgbtn32.dll, BlueSkyHelpButton, g<ANNOUP01.BMP|ANNODN01.BMP<Annotate()<<1}  
{ewc rhgbtn32.dll, BlueSkyHelpButton, g<PREVSM.BMP|PREVSM.BMP<Prev()<<1} {ewc rhgbtn32.dll, BlueSkyHelpButton,  
g<NEXTSM.BMP|NEXTSM.BMP<Next()<<1}
```

## Save Server Properties

Click **Save**.

```
{ewc rhgbtn32.dll, BlueSkyHelpButton, g<MENUSM.BMP|MENUSM.BMP< JumpId(Dsstutor.hlp>"main"i½  
DSTTRS_Satellite_Table_of_Contents);CloseWindow("satelite")<<1} {ewc rhgbtn32.dll, BlueSkyHelpButton, g<MAINSM.BMP|  
MAINSM.BMP<JumpKeyword("ds.hlp"i½"contents")<<1} {ewc rhgbtn32.dll, BlueSkyHelpButton, g<EXITSM.BMP|  
EXITSM.BMP<Exit()<<1} {ewc rhgbtn32.dll, BlueSkyHelpButton, g<ANNOUP01.BMP|ANNODN01.BMP<Annotate()<<1}  
{ewc rhgbtn32.dll, BlueSkyHelpButton, g<PREVSM.BMP|PREVSM.BMP<Prev()<<1} {ewc rhgbtn32.dll, BlueSkyHelpButton,  
g<NEXTSM.BMP|NEXTSM.BMP<Next()<<1}
```

## Maintenance on another Server?

Follow this link if you want [maintenance on another server](#). Click Next to proceed to the next section.

```
{ewc rhgbtn32.dll, BlueSkyHelpButton, g<MENUSM.BMP|MENUSM.BMP< JumpId(Dsstutor.hlp>"main"i½  
DSTTRS_Satellite_Table_of_Contents);CloseWindow("satelite")<<1} {ewc rhgbtn32.dll, BlueSkyHelpButton, g<MAINSM.BMP|  
MAINSM.BMP<JumpKeyword("ds.hlp"i½"contents")<<1} {ewc rhgbtn32.dll, BlueSkyHelpButton, g<EXITSM.BMP|  
EXITSM.BMP<Exit()<<1} {ewc rhgbtn32.dll, BlueSkyHelpButton, g<ANNOUP01.BMP|ANNODN01.BMP<Annotate()<<1}  
{ewc rhgbtn32.dll, BlueSkyHelpButton, g<PREVSM.BMP|PREVSM.BMP<Prev()<<1} {ewc rhgbtn32.dll, BlueSkyHelpButton,  
g<REPEATSM.BMP|REPEATSM.BMP<JumpId(Dsstutor.hlpi½ DSTTRS_Server_ID)<<1} {ewc rhgbtn32.dll,  
BlueSkyHelpButton, g<NEXTSM.BMP|NEXTSM.BMP<Next()<<1}
```

## Server Maintenance Complete

Click **Close** to save your settings and exit this dialog box.

```
{ewc rhgbtn32.dll, BlueSkyHelpButton, g<MENUSM.BMP|MENUSM.BMP< JumpId(Dsstutor.hlp>"main"i½  
DSTTRS_Satellite_Table_of_Contents);CloseWindow("satellite")<<1} {ewc rhgbtn32.dll, BlueSkyHelpButton, g<MAINSM.BMP|  
MAINSM.BMP<JumpKeyword("ds.hlp"i½"contents")<<1} {ewc rhgbtn32.dll, BlueSkyHelpButton, g<EXITSM.BMP|  
EXITSM.BMP<Exit()<<1} {ewc rhgbtn32.dll, BlueSkyHelpButton, g<ANNOUP01.BMP|ANNODN01.BMP<Annotate()<<1}  
{ewc rhgbtn32.dll, BlueSkyHelpButton, g<PREVSM.BMP|PREVSM.BMP<Prev()<<1} {ewc rhgbtn32.dll, BlueSkyHelpButton,  
g<NEXTSM.BMP|NEXTSM.BMP<JumpId(DSSTUTOR.HLPi½ DSTTRS_Procedure_Complete);SaveMark(lastpath)<<1}
```



## Communications

### Click **Communications**.

```
{ewc rhgbtn32.dll, BlueSkyHelpButton, g<MENUSM.BMP|MENUSM.BMP< JumpId(Dsstutor.hlp>"main"i½  
DSTTRS_Satellite_Table_of_Contents);CloseWindow("satellite")<<1} {ewc rhgbtn32.dll, BlueSkyHelpButton, g<MAINSM.BMP|  
MAINSM.BMP<JumpKeyword("ds.hlp"i½"contents")<<1} {ewc rhgbtn32.dll, BlueSkyHelpButton, g<EXITSM.BMP|  
EXITSM.BMP<Exit()<<1} {ewc rhgbtn32.dll, BlueSkyHelpButton, g<ANNOUP01.BMP|ANNODN01.BMP<Annotate()<<1} {ewc  
rhgbtn32.dll, BlueSkyHelpButton, g<PREVSM.BMP|PREVSM.BMP<Prev()<<1} {ewc rhgbtn32.dll, BlueSkyHelpButton,  
g<NEXTSM.BMP|NEXTSM.BMP<Next()<<1}
```

## Communications Maintenance

Use this dialog box to set up DSS Dial Up Server at the satellite site.

### Note

Setup for the Dial Up Server is workstation specific. You must be at the workstation that will be used for file transfer when performing these steps. If you will be using multiple workstations for file transfer, you must repeat these steps for each workstation.

{ewc rhgbt n32.dll I, BlueS kyHel pButt on, g<ME NUU P.BM P  MEN USM. BMP < JumpI d(DS STUT OR.H LP>" main" İ½ DSTT RS_S atellit e_Tab le_of_ Conte nts);C lose Wind ow("s atelite ")<<1} Conte nts	{ewc rhgbt32. dll, BlueSkyH elpButton, g<MAINU P.BMP  MAINDN. BMP<Jum pKeyword ("ds.hlp"İ½ ½"content s")<<1} TeleMagic Help	{ew c rhg btn3 2.dll , Blu eSk yHe lpB utto n, g<E XIT UP. BM P  EXI TD N.B MP <Exi t())< <1} Exit	{ewc rhgbt n32.d ll, BlueS kyHel pButt on, g<AN UPL G01. BMP  AND NLG0 1.BM P<An notat e())<< 1} Annot ate	{ewc rhgbt 32.dll, BlueS kyHel pButto n, g<PR EVUP. BMP  PREV DN.B MP<P rev())< <1} Back	{ew c rhg btn 32. dll, Blu eS ky Hel pB utto n, g< NE XT UP. BM P  NE XT DN .B MP <N ext( )<< 1} Ne xt
---	---	--	--	---	---

### Select Dial Up Connection

Click this button to scan your computer for established Dial Up connections. DSS will then populate the drop-down list with any connections it finds. Use the drop-down list to select the Dial Up connection you would like to use with the Dial Up Server on this workstation.

```
{ewc rhgbtn32.dll, BlueSkyHelpButton, g<MENUSM.BMP|MENUSM.BMP< JumpId(Dsstutor.hlp>"main"i¿½  
DSTTRS_Satellite_Table_of_Contents);CloseWindow("satelite")<<1} {ewc rhgbtn32.dll, BlueSkyHelpButton, g<MAINSM.BMP|  
MAINSM.BMP<JumpKeyword("ds.hlp"i¿½"contents")<<1} {ewc rhgbtn32.dll, BlueSkyHelpButton, g<EXITSM.BMP|  
EXITSM.BMP<Exit()<<1} {ewc rhgbtn32.dll, BlueSkyHelpButton, g<ANNOUNP01.BMP|ANNODN01.BMP<Annotate()<<1} {ewc  
rhgbtn32.dll, BlueSkyHelpButton, g<PREVSM.BMP|PREVSM.BMP<Prev()<<1} {ewc rhgbtn32.dll, BlueSkyHelpButton,  
g<NEXTSM.BMP|NEXTSM.BMP<Next()<<1}
```

## Dial Up Password

Enter the password to be used with the Dial Up Connection selected above. Leave this field blank if you would like to be prompted for the password when DSS accesses the Internet.

```
{ewc rhgbtn32.dll, BlueSkyHelpButton, g<MENUSM.BMP|MENUSM.BMP< JumpId(Dsstutor.hlp>"main"i;½  
DSTTRS_Satellite_Table_of_Contents);CloseWindow("satellite")<<1} {ewc rhgbtn32.dll, BlueSkyHelpButton, g<MAINSM.BMP|  
MAINSM.BMP<JumpKeyword("ds.hlp"i;½"contents")<<1} {ewc rhgbtn32.dll, BlueSkyHelpButton, g<EXITSM.BMP|  
EXITSM.BMP<Exit()<<1} {ewc rhgbtn32.dll, BlueSkyHelpButton, g<ANNOUP01.BMP|ANNODN01.BMP<Annotate()<<1} {ewc  
rhgbtn32.dll, BlueSkyHelpButton, g<PREVSM.BMP|PREVSM.BMP<Prev()<<1} {ewc rhgbtn32.dll, BlueSkyHelpButton,  
g<NEXTSM.BMP|NEXTSM.BMP<Next()<<1}
```

## Verify Dial Up Password

If you entered a password in the Dial Up Password (Blank to Prompt) field, type it again in the Verify Dial Up Password field. If the two passwords do not match, you will be notified when you click Save and be returned to the Dial Up Password field to correct the error.

```
{ewc rhgbtn32.dll, BlueSkyHelpButton, g<MENUSM.BMP|MENUSM.BMP< JumpId(Dsstutor.hlp>"main"i¿½  
DSTTRS_Satellite_Table_of_Contents);CloseWindow("satelite")<<1} {ewc rhgbtn32.dll, BlueSkyHelpButton, g<MAINSM.BMP|  
MAINSM.BMP<JumpKeyword("ds.hlp"i¿½"contents")<<1} {ewc rhgbtn32.dll, BlueSkyHelpButton, g<EXITSM.BMP|  
EXITSM.BMP<Exit()<<1} {ewc rhgbtn32.dll, BlueSkyHelpButton, g<ANNOUP01.BMP|ANNODN01.BMP<Annotate()<<1} {ewc  
rhgbtn32.dll, BlueSkyHelpButton, g<PREVSM.BMP|PREVSM.BMP<Prev()<<1} {ewc rhgbtn32.dll, BlueSkyHelpButton,  
g<NEXTSM.BMP|NEXTSM.BMP<Next()<<1}
```

## Number of Retries

In the Number of Retries field, enter the number of times the Dial Up Server should attempt to connect to the Internet if it cannot get through on the first try.

```
{ewc rhgbtn32.dll, BlueSkyHelpButton, g<MENUSM.BMP|MENUSM.BMP< JumpId(Dsstutor.hlp>"main"i;½  
DSTTRS_Satellite_Table_of_Contents);CloseWindow("satellite")<<1} {ewc rhgbtn32.dll, BlueSkyHelpButton, g<MAINSM.BMP|  
MAINSM.BMP<JumpKeyword("ds.hlp"i;½"contents")<<1} {ewc rhgbtn32.dll, BlueSkyHelpButton, g<EXITSM.BMP|  
EXITSM.BMP<Exit()<<1} {ewc rhgbtn32.dll, BlueSkyHelpButton, g<ANNOUNP01.BMP|ANNODN01.BMP<Annotate()<<1} {ewc  
rhgbtn32.dll, BlueSkyHelpButton, g<PREVSM.BMP|PREVSM.BMP<Prev()<<1} {ewc rhgbtn32.dll, BlueSkyHelpButton,  
g<NEXTSM.BMP|NEXTSM.BMP<Next()<<1}
```

## Terminate Dial Up Connection When Idle

Select Terminate Dial Up Connection When Idle if you would like the Dial Up Server to disconnect from the Internet when it is not processing, or unmark this check box if you would like to remain on-line after processing.

```
{ewc rhgbtn32.dll, BlueSkyHelpButton, g<MENUSM.BMP|MENUSM.BMP< JumpId(Dsstutor.hlp>"main"½  
DSTTRS_Satellite_Table_of_Contents);CloseWindow("satellite")<<1} {ewc rhgbtn32.dll, BlueSkyHelpButton, g<MAINSM.BMP|  
MAINSM.BMP<JumpKeyword("ds.hlp"½"contents")<<1} {ewc rhgbtn32.dll, BlueSkyHelpButton, g<EXITSM.BMP|  
EXITSM.BMP<Exit()<<1} {ewc rhgbtn32.dll, BlueSkyHelpButton, g<ANNOUNP01.BMP|ANNODN01.BMP<Annotate()<<1} {ewc  
rhgbtn32.dll, BlueSkyHelpButton, g<PREVSM.BMP|PREVSM.BMP<Prev()<<1} {ewc rhgbtn32.dll, BlueSkyHelpButton,  
g<NEXTSM.BMP|NEXTSM.BMP<Next()<<1}
```

## Process Type Radio Buttons

Under Process Type, select the One Time Only radio button if you would like the Dial Up Server to automatically shut down after retrieving any incoming packets and posting any outgoing packets one time.

Select the Process Continuously radio button if you would like the Dial Up Server to continue to retrieve and post packets until it is manually shut down. If you have selected Process Continuously under Process Type, you can specify the days and times when you can process.

```
{ewc rhgbtn32.dll, BlueSkyHelpButton, g<MENUSM.BMP|MENUSM.BMP< JumpId(Dsstutor.hlp>"main"i½  
DSTTRS_Satellite_Table_of_Contents);CloseWindow("satelite")<<1} {ewc rhgbtn32.dll, BlueSkyHelpButton, g<MAINSM.BMP|  
MAINSM.BMP<JumpKeyword("ds.hlp"i½"contents")<<1} {ewc rhgbtn32.dll, BlueSkyHelpButton, g<EXITSM.BMP|  
EXITSM.BMP<Exit()<<1} {ewc rhgbtn32.dll, BlueSkyHelpButton, g<ANNOUP01.BMP|ANNODN01.BMP<Annotate()<<1} {ewc  
rhgbtn32.dll, BlueSkyHelpButton, g<PREVSM.BMP|PREVSM.BMP<Prev()<<1} {ewc rhgbtn32.dll, BlueSkyHelpButton,  
g<NEXTSM.BMP|NEXTSM.BMP<Next()<<1}
```



## Process Times

Enter the time range when you would like to process in the Process Times fields. The Dial Up Server will not dial out if the current system time is outside of the specified times. If you are already connected to the Internet, the Dial Up Server will not transfer or retrieve files outside of the specified times. Select **Always Process** if you do not wish to limit the processing times.

```
{ewc rhgbtn32.dll, BlueSkyHelpButton, g<MENUSM.BMP|MENUSM.BMP< JumpId(Dsstutor.hlp>"main"i½  
DSTTRS_Satellite_Table_of_Contents);CloseWindow("satelite")<<1} {ewc rhgbtn32.dll, BlueSkyHelpButton, g<MAINSM.BMP|  
MAINSM.BMP<JumpKeyword("ds.hlp"i½"contents")<<1} {ewc rhgbtn32.dll, BlueSkyHelpButton, g<EXITSM.BMP|  
EXITSM.BMP<Exit()<<1} {ewc rhgbtn32.dll, BlueSkyHelpButton, g<ANNOUP01.BMP|ANNODN01.BMP<Annotate()<<1} {ewc  
rhgbtn32.dll, BlueSkyHelpButton, g<PREVSM.BMP|PREVSM.BMP<Prev()<<1} {ewc rhgbtn32.dll, BlueSkyHelpButton,  
g<NEXTSM.BMP|NEXTSM.BMP<Next()<<1}
```

## Select Days

To select the days on which processing should occur, click the Select Days button.

```
{ewc rhgbtn32.dll, BlueSkyHelpButton, g<MENUSM.BMP|MENUSM.BMP< JumpId(Dsstutor.hlp>"main"i;½  
DSTTRS_Satellite_Table_of_Contents);CloseWindow("satellite")<<1} {ewc rhgbtn32.dll, BlueSkyHelpButton, g<MAINSM.BMP|  
MAINSM.BMP<JumpKeyword("ds.hlp"i;½"contents")<<1} {ewc rhgbtn32.dll, BlueSkyHelpButton, g<EXITSM.BMP|  
EXITSM.BMP<Exit()<<1} {ewc rhgbtn32.dll, BlueSkyHelpButton, g<ANNOUNP01.BMP|ANNODN01.BMP<Annotate()<<1} {ewc  
rhgbtn32.dll, BlueSkyHelpButton, g<PREVSM.BMP|PREVSM.BMP<Prev()<<1} {ewc rhgbtn32.dll, BlueSkyHelpButton,  
g<NEXTSM.BMP|NEXTSM.BMP<Next()<<1}
```

## Processing Pause Time

In the Processing Pause Time field, enter the number of minutes the Dial Up Server should wait after retrieving all incoming packets and posting all outgoing packets before it repeats the process.

```
{ewc rhgbtn32.dll, BlueSkyHelpButton, g<MENUSM.BMP|MENUSM.BMP< JumpId(Dsstutor.hlp>"main"i;½  
DSTTRS_Satellite_Table_of_Contents);CloseWindow("satellite")<<1} {ewc rhgbtn32.dll, BlueSkyHelpButton, g<MAINSM.BMP|  
MAINSM.BMP<JumpKeyword("ds.hlp"i;½"contents")<<1} {ewc rhgbtn32.dll, BlueSkyHelpButton, g<EXITSM.BMP|  
EXITSM.BMP<Exit()<<1} {ewc rhgbtn32.dll, BlueSkyHelpButton, g<ANNOUNP01.BMP|ANNODN01.BMP<Annotate()<<1} {ewc  
rhgbtn32.dll, BlueSkyHelpButton, g<PREVSM.BMP|PREVSM.BMP<Prev()<<1} {ewc rhgbtn32.dll, BlueSkyHelpButton,  
g<NEXTSM.BMP|NEXTSM.BMP<Next()<<1}
```

### After Files are Sent

Select the Backup Source Files radio button if you would like to retain a copy of the packets after they are transferred.

If you do not wish to retain copies of the packets that have been transferred, select Delete Source Files. This will move the packet to the appropriate place without retaining a copy in its original location.

```
{ewc rhgbtn32.dll, BlueSkyHelpButton, g<MENUSM.BMP|MENUSM.BMP< JumpId(Dsstutor.hlp>"main"i½  
DSTTRS_Satellite_Table_of_Contents);CloseWindow("satellite")<<1} {ewc rhgbtn32.dll, BlueSkyHelpButton, g<MAINSM.BMP|  
MAINSM.BMP<JumpKeyword("ds.hlp"i½"contents")<<1} {ewc rhgbtn32.dll, BlueSkyHelpButton, g<EXITSM.BMP|  
EXITSM.BMP<Exit()<<1} {ewc rhgbtn32.dll, BlueSkyHelpButton, g<ANNOUP01.BMP|ANNODN01.BMP<Annotate()<<1} {ewc  
rhgbtn32.dll, BlueSkyHelpButton, g<PREVSM.BMP|PREVSM.BMP<Prev()<<1} {ewc rhgbtn32.dll, BlueSkyHelpButton,  
g<NEXTSM.BMP|NEXTSM.BMP<Next()<<1}
```

## FTP Host URL

Enter the Internet address of your FTP site in the FTP Host URL field. This is the path that the Dial Up Server must use to locate the site.

```
{ewc rhgbtn32.dll, BlueSkyHelpButton, g<MENUSM.BMP|MENUSM.BMP< JumpId(Dsstutor.hlp>"main"i;½  
DSTTRS_Satellite_Table_of_Contents);CloseWindow("satellite")<<1} {ewc rhgbtn32.dll, BlueSkyHelpButton, g<MAINSM.BMP|  
MAINSM.BMP<JumpKeyword("ds.hlp"i;½"contents")<<1} {ewc rhgbtn32.dll, BlueSkyHelpButton, g<EXITSM.BMP|  
EXITSM.BMP<Exit()<<1} {ewc rhgbtn32.dll, BlueSkyHelpButton, g<ANNOUNP01.BMP|ANNODN01.BMP<Annotate()<<1} {ewc  
rhgbtn32.dll, BlueSkyHelpButton, g<PREVSM.BMP|PREVSM.BMP<Prev()<<1} {ewc rhgbtn32.dll, BlueSkyHelpButton,  
g<NEXTSM.BMP|NEXTSM.BMP<Next()<<1}
```

## FTP User ID

Enter the User ID that you use to log onto the FTP site in the FTP User ID field.

```
{ewc rhgbtn32.dll, BlueSkyHelpButton, g<MENUSM.BMP|MENUSM.BMP< JumpId(Dsstutor.hlp>"main"i;½  
DSTTRS_Satellite_Table_of_Contents);CloseWindow("satellite")<<1} {ewc rhgbtn32.dll, BlueSkyHelpButton, g<MAINSM.BMP|  
MAINSM.BMP<JumpKeyword("ds.hlp"i;½"contents")<<1} {ewc rhgbtn32.dll, BlueSkyHelpButton, g<EXITSM.BMP|  
EXITSM.BMP<Exit()<<1} {ewc rhgbtn32.dll, BlueSkyHelpButton, g<ANNOUNP01.BMP|ANNODN01.BMP<Annotate()<<1} {ewc  
rhgbtn32.dll, BlueSkyHelpButton, g<PREVSM.BMP|PREVSM.BMP<Prev()<<1} {ewc rhgbtn32.dll, BlueSkyHelpButton,  
g<NEXTSM.BMP|NEXTSM.BMP<Next()<<1}
```

## FTP Password

Enter the password that is used with the User ID entered in the FTP User ID field in the FTP Password field.

```
{ewc rhgbtn32.dll, BlueSkyHelpButton, g<MENUSM.BMP|MENUSM.BMP< JumpId(Dsstutor.hlp>"main"i;½  
DSTTRS_Satellite_Table_of_Contents);CloseWindow("satellite")<<1} {ewc rhgbtn32.dll, BlueSkyHelpButton, g<MAINSM.BMP|  
MAINSM.BMP<JumpKeyword("ds.hlp"i;½"contents")<<1} {ewc rhgbtn32.dll, BlueSkyHelpButton, g<EXITSM.BMP|  
EXITSM.BMP<Exit()<<1} {ewc rhgbtn32.dll, BlueSkyHelpButton, g<ANNOUP01.BMP|ANNODN01.BMP<Annotate()<<1} {ewc  
rhgbtn32.dll, BlueSkyHelpButton, g<PREVSM.BMP|PREVSM.BMP<Prev()<<1} {ewc rhgbtn32.dll, BlueSkyHelpButton,  
g<NEXTSM.BMP|NEXTSM.BMP<Next()<<1}
```

## Verify FTP Password

Type the password entered in the FTP Password field again in the Verify FTP Password field. If the two entries do not match, you will be notified when you click Save and be returned to the FTP Password field to correct the error.

```
{ewc rhgbtn32.dll, BlueSkyHelpButton, g<MENUSM.BMP|MENUSM.BMP< JumpId(Dsstutor.hlp>"main"½  
DSTTRS_Satellite_Table_of_Contents);CloseWindow("satellite")<<1} {ewc rhgbtn32.dll, BlueSkyHelpButton, g<MAINSM.BMP|  
MAINSM.BMP<JumpKeyword("ds.hlp"½"contents")<<1} {ewc rhgbtn32.dll, BlueSkyHelpButton, g<EXITSM.BMP|  
EXITSM.BMP<Exit()<<1} {ewc rhgbtn32.dll, BlueSkyHelpButton, g<ANNOUN01.BMP|ANNODN01.BMP<Annotate()<<1} {ewc  
rhgbtn32.dll, BlueSkyHelpButton, g<PREVSM.BMP|PREVSM.BMP<Prev()<<1} {ewc rhgbtn32.dll, BlueSkyHelpButton,  
g<NEXTSM.BMP|NEXTSM.BMP<Next()<<1}
```



## FTP Number of Retries

In the FTP Number of retries field, enter the number of times the Dial Up Server should attempt to access the FTP site if it is not successful on the first try.

```
{ewc rhgbtn32.dll, BlueSkyHelpButton, g<MENUSM.BMP|MENUSM.BMP< JumpId(Dsstutor.hlp>"main"i;½  
DSTTRS_Satellite_Table_of_Contents);CloseWindow("satellite")<<1} {ewc rhgbtn32.dll, BlueSkyHelpButton, g<MAINSM.BMP|  
MAINSM.BMP<JumpKeyword("ds.hlp"i;½"contents")<<1} {ewc rhgbtn32.dll, BlueSkyHelpButton, g<EXITSM.BMP|  
EXITSM.BMP<Exit()<<1} {ewc rhgbtn32.dll, BlueSkyHelpButton, g<ANNOUP01.BMP|ANNODN01.BMP<Annotate()<<1} {ewc  
rhgbtn32.dll, BlueSkyHelpButton, g<PREVSM.BMP|PREVSM.BMP<Prev()<<1} {ewc rhgbtn32.dll, BlueSkyHelpButton,  
g<NEXTSM.BMP|NEXTSM.BMP<Next()<<1}
```

## File Exchange with Central

Use the File Exchange with Central fields to define the directories on the FTP site where the satellite office should post and retrieve packets for synchronization with the central site.

Click **File Exchange with Central**.

```
{ewc rhgbtn32.dll, BlueSkyHelpButton, g<MENUSM.BMP|MENUSM.BMP< JumpId(Dsstutor.hlp>"main"i½  
DSTTRS_Satellite_Table_of_Contents);CloseWindow("satellite")<<1} {ewc rhgbtn32.dll, BlueSkyHelpButton, g<MAINSM.BMP|  
MAINSM.BMP<JumpKeyword("ds.hlp"i½"contents")<<1} {ewc rhgbtn32.dll, BlueSkyHelpButton, g<EXITSM.BMP|  
EXITSM.BMP<Exit()<<1} {ewc rhgbtn32.dll, BlueSkyHelpButton, g<ANNOUP01.BMP|ANNODN01.BMP<Annotate()<<1} {ewc  
rhgbtn32.dll, BlueSkyHelpButton, g<PREVSM.BMP|PREVSM.BMP<Prev()<<1} {ewc rhgbtn32.dll, BlueSkyHelpButton,  
g<NEXTSM.BMP|NEXTSM.BMP<Next()<<1}
```

## FTP Location to Store Files

In the FTP Location to store files field, enter the location on the FTP site where the Dial Up Server should post outgoing files that are in its outbox for the central site. (Enter the location that has been established at the central site for file retrieval.)

```
{ewc rhgbtn32.dll, BlueSkyHelpButton, g<MENUSM.BMP|MENUSM.BMP< JumpId(Dsstutor.hlp>"main"½  
DSTTRS_Satellite_Table_of_Contents);CloseWindow("satellite")<<1} {ewc rhgbtn32.dll, BlueSkyHelpButton, g<MAINSM.BMP|  
MAINSM.BMP<JumpKeyword("ds.hlp"½"contents")<<1} {ewc rhgbtn32.dll, BlueSkyHelpButton, g<EXITSM.BMP|  
EXITSM.BMP<Exit()<<1} {ewc rhgbtn32.dll, BlueSkyHelpButton, g<ANNOUN01.BMP|ANNODN01.BMP<Annotate()<<1} {ewc  
rhgbtn32.dll, BlueSkyHelpButton, g<PREVSM.BMP|PREVSM.BMP<Prev()<<1} {ewc rhgbtn32.dll, BlueSkyHelpButton,  
g<NEXTSM.BMP|NEXTSM.BMP<Next()<<1}
```

## FTP Location to Retrieve Files

In the FTP Location to retrieve files field, enter the location on the FTP site where the Dial Up Server should look for files that have been posted by the central site. Files in this directory will be transferred to the satellite's inbox. (Enter the location that has been established at the central site for posting files.)

```
{ewc rhgbtn32.dll, BlueSkyHelpButton, g<MENUSM.BMP|MENUSM.BMP< JumpId(Dsstutor.hlp>"main"i½  
DSTTRS_Satellite_Table_of_Contents);CloseWindow("satellite")<<1} {ewc rhgbtn32.dll, BlueSkyHelpButton, g<MAINSM.BMP|  
MAINSM.BMP<JumpKeyword("ds.hlp"i½"contents")<<1} {ewc rhgbtn32.dll, BlueSkyHelpButton, g<EXITSM.BMP|  
EXITSM.BMP<Exit()<<1} {ewc rhgbtn32.dll, BlueSkyHelpButton, g<ANNOUNP01.BMP|ANNODN01.BMP<Annotate()<<1} {ewc  
rhgbtn32.dll, BlueSkyHelpButton, g<PREVSM.BMP|PREVSM.BMP<Prev()<<1} {ewc rhgbtn32.dll, BlueSkyHelpButton,  
g<NEXTSM.BMP|NEXTSM.BMP<Next()<<1}
```

## FTP File Locations Identified

Click **Ok**.

```
{ewc rhgbtn32.dll, BlueSkyHelpButton, g<MENUSM.BMP|MENUSM.BMP< JumpId(Dsstutor.hlp>"main"i;½  
DSTTRS_Satellite_Table_of_Contents);CloseWindow("satelite")<<1} {ewc rhgbtn32.dll, BlueSkyHelpButton, g<MAINSM.BMP|  
MAINSM.BMP<JumpKeyword("ds.hlp"i;½"contents")<<1} {ewc rhgbtn32.dll, BlueSkyHelpButton, g<EXITSM.BMP|  
EXITSM.BMP<Exit()<<1} {ewc rhgbtn32.dll, BlueSkyHelpButton, g<ANNOUNP01.BMP|ANNODN01.BMP<Annotate()<<1} {ewc  
rhgbtn32.dll, BlueSkyHelpButton, g<PREVSM.BMP|PREVSM.BMP<Prev()<<1} {ewc rhgbtn32.dll, BlueSkyHelpButton,  
g<NEXTSM.BMP|NEXTSM.BMP<Next()<<1}
```

## File Exchange with Remotes

Use the File Exchange with Remotes fields to define the directories on the FTP site where the satellite office should post and retrieve packets for synchronization with its remote sites.

Click **File Exchange with Remotes**.

```
{ewc rhgbtn32.dll, BlueSkyHelpButton, g<MENUSM.BMP|MENUSM.BMP< JumpId(Dsstutor.hlp>"main"i½  
DSTTRS_Satellite_Table_of_Contents);CloseWindow("satellite")<<1} {ewc rhgbtn32.dll, BlueSkyHelpButton, g<MAINSM.BMP|  
MAINSM.BMP<JumpKeyword("ds.hlp"i½"contents")<<1} {ewc rhgbtn32.dll, BlueSkyHelpButton, g<EXITSM.BMP|  
EXITSM.BMP<Exit()<<1} {ewc rhgbtn32.dll, BlueSkyHelpButton, g<ANNOUP01.BMP|ANNODN01.BMP<Annotate()<<1} {ewc  
rhgbtn32.dll, BlueSkyHelpButton, g<PREVSM.BMP|PREVSM.BMP<Prev()<<1} {ewc rhgbtn32.dll, BlueSkyHelpButton,  
g<NEXTSM.BMP|NEXTSM.BMP<Next()<<1}
```

## FTP Location to Store Files

In the FTP Location to store files field, enter the location on the FTP site where the Dial Up Server should post outgoing files that are in its outbox for the central site. (Enter the location that has been established at the central site for file retrieval.)

```
{ewc rhgbtn32.dll, BlueSkyHelpButton, g<MENUSM.BMP|MENUSM.BMP< JumpId(Dsstutor.hlp>"main"½  
DSTTRS_Satellite_Table_of_Contents);CloseWindow("satellite")<<1} {ewc rhgbtn32.dll, BlueSkyHelpButton, g<MAINSM.BMP|  
MAINSM.BMP<JumpKeyword("ds.hlp"½"contents")<<1} {ewc rhgbtn32.dll, BlueSkyHelpButton, g<EXITSM.BMP|  
EXITSM.BMP<Exit()<<1} {ewc rhgbtn32.dll, BlueSkyHelpButton, g<ANNOUN01.BMP|ANNODN01.BMP<Annotate()<<1} {ewc  
rhgbtn32.dll, BlueSkyHelpButton, g<PREVSM.BMP|PREVSM.BMP<Prev()<<1} {ewc rhgbtn32.dll, BlueSkyHelpButton,  
g<NEXTSM.BMP|NEXTSM.BMP<Next()<<1}
```

## FTP Location to Retrieve Files

In the FTP Location to retrieve files field, enter the location on the FTP site where the Dial Up Server should look for files that have been posted by the central site. Files in this directory will be transferred to the satellite's inbox. (Enter the location that has been established at the central site for posting files.)

```
{ewc rhgbtn32.dll, BlueSkyHelpButton, g<MENUSM.BMP|MENUSM.BMP< JumpId(Dsstutor.hlp>"main"i½  
DSTTRS_Satellite_Table_of_Contents);CloseWindow("satellite")<<1} {ewc rhgbtn32.dll, BlueSkyHelpButton, g<MAINSM.BMP|  
MAINSM.BMP<JumpKeyword("ds.hlp"i½"contents")<<1} {ewc rhgbtn32.dll, BlueSkyHelpButton, g<EXITSM.BMP|  
EXITSM.BMP<Exit()<<1} {ewc rhgbtn32.dll, BlueSkyHelpButton, g<ANNOUNP01.BMP|ANNODN01.BMP<Annotate()<<1} {ewc  
rhgbtn32.dll, BlueSkyHelpButton, g<PREVSM.BMP|PREVSM.BMP<Prev()<<1} {ewc rhgbtn32.dll, BlueSkyHelpButton,  
g<NEXTSM.BMP|NEXTSM.BMP<Next()<<1}
```



## FTP File Locations Identified

Click **Ok**.

```
{ewc rhgbtn32.dll, BlueSkyHelpButton, g<MENUSM.BMP|MENUSM.BMP< JumpId(Dsstutor.hlp>"main"i;½  
DSTTRS_Satellite_Table_of_Contents);CloseWindow("satelite")<<1} {ewc rhgbtn32.dll, BlueSkyHelpButton, g<MAINSM.BMP|  
MAINSM.BMP<JumpKeyword("ds.hlp"i;½"contents")<<1} {ewc rhgbtn32.dll, BlueSkyHelpButton, g<EXITSM.BMP|  
EXITSM.BMP<Exit()<<1} {ewc rhgbtn32.dll, BlueSkyHelpButton, g<ANNOUNP01.BMP|ANNODN01.BMP<Annotate()<<1} {ewc  
rhgbtn32.dll, BlueSkyHelpButton, g<PREVSM.BMP|PREVSM.BMP<Prev()<<1} {ewc rhgbtn32.dll, BlueSkyHelpButton,  
g<NEXTSM.BMP|NEXTSM.BMP<Next()<<1}
```

## Communications Maintenance Complete

Click **Save**.

```
{ewc rhgbtn32.dll, BlueSkyHelpButton, g<MENUSM.BMP|MENUSM.BMP< JumpId(Dsstutor.hlp>"main"i½  
DSTTRS_Satellite_Table_of_Contents);CloseWindow("satellite")<<1} {ewc rhgbtn32.dll, BlueSkyHelpButton, g<MAINSM.BMP|  
MAINSM.BMP<JumpKeyword("ds.hlp"i½"contents")<<1} {ewc rhgbtn32.dll, BlueSkyHelpButton, g<EXITSM.BMP|  
EXITSM.BMP<Exit()<<1} {ewc rhgbtn32.dll, BlueSkyHelpButton, g<ANNOUP01.BMP|ANNODN01.BMP<Annotate()<<1} {ewc  
rhgbtn32.dll, BlueSkyHelpButton, g<PREVSM.BMP|PREVSM.BMP<Prev()<<1} {ewc rhgbtn32.dll, BlueSkyHelpButton,  
g<NEXTSM.BMP|NEXTSM.BMP<JumpId(DSSTUTOR.HLPi½ DSTTRS_Procedure_Complete);SaveMark(lastpath)<<1}
```

Choose the site to edit

Highlight the site to edit, then click **Edit**.

```
{ewc rhgbtn32.dll, BlueSkyHelpButton, g<MENUSM.BMP|MENUSM.BMP< JumpId(Dsstutor.hlp>"main"i½  
DSTTRS_Satellite_Table_of_Contents);CloseWindow("satelite")<<1} {ewc rhgbtn32.dll, BlueSkyHelpButton, g<MAINSM.BMP|  
MAINSM.BMP<JumpKeyword("ds.hlp"i½"contents")<<1} {ewc rhgbtn32.dll, BlueSkyHelpButton, g<EXITSM.BMP|  
EXITSM.BMP<Exit())<<1} {ewc rhgbtn32.dll, BlueSkyHelpButton, g<ANNOUP01.BMP|ANNODN01.BMP<Annotate())<<1}  
{ewc rhgbtn32.dll, BlueSkyHelpButton, g<PREVSM.BMP|  
PREVSM.BMP<JumpId(dsstutor.hlpi½DSTTRS_Basic_Site_Preferences_Express_Jump)<<1} {ewc rhgbtn32.dll,  
BlueSkyHelpButton, g<NEXTSM.BMP|NEXTSM.BMP<Next())<<1}
```

## Edit Site Preferences

### Click Site Preferences.

```
{ewc rhgbtn32.dll, BlueSkyHelpButton, g<MENUSM.BMP|MENUSM.BMP< JumpId(Dsstutor.hlp>"main"i½  
DSTTRS_Satellite_Table_of_Contents);CloseWindow("satelite")<<1} {ewc rhgbtn32.dll, BlueSkyHelpButton, g<MAINSM.BMP|  
MAINSM.BMP<JumpKeyword("ds.hlp"i½"contents")<<1} {ewc rhgbtn32.dll, BlueSkyHelpButton, g<EXITSM.BMP|  
EXITSM.BMP<Exit()<<1} {ewc rhgbtn32.dll, BlueSkyHelpButton, g<ANNOUP01.BMP|ANNODN01.BMP<Annotate()<<1}  
{ewc rhgbtn32.dll, BlueSkyHelpButton, g<PREVSM.BMP|PREVSM.BMP<Prev()<<1}{ewc rhgbtn32.dll, BlueSkyHelpButton,  
g<NEXTSM.BMP|NEXTSM.BMP<Next()<<1}
```

## Basic Site Preferences

Site Preferences allow you to create site specific settings to control the synchronization of such things as activities and e-mail, as well as allowing you to further configure the site for synchronization, if desired. This topic provides a brief description of each option available from this screen. Proceed to the next topic and click on the popup link corresponding to the selection which interests you.

```
{ewc rhgbtn32.dll, BlueSkyHelpButton, g<MENUSM.BMP|MENUSM.BMP< JumpId(Dsstutor.hlp>"main"i½  
DSTTRS_Satellite_Table_of_Contents);CloseWindow("satellite")<<1} {ewc rhgbtn32.dll, BlueSkyHelpButton, g<MAINSM.BMP|  
MAINSM.BMP<JumpKeyword("ds.hlp"i½"contents")<<1} {ewc rhgbtn32.dll, BlueSkyHelpButton, g<EXITSM.BMP|  
EXITSM.BMP<Exit()<<1} {ewc rhgbtn32.dll, BlueSkyHelpButton, g<ANNOUP01.BMP|ANNODN01.BMP<Annotate()<<1}  
{ewc rhgbtn32.dll, BlueSkyHelpButton, g<PREVSM.BMP|PREVSM.BMP<Prev()<<1} {ewc rhgbtn32.dll, BlueSkyHelpButton,  
g<NEXTSM.BMP|NEXTSM.BMP<Next()<<1}
```

## Basic Site Preferences

[This site is a Satellite Server](#)

[Set this site's date format to:](#)

[Synchronize Email](#)

[Synchronize linked activities](#)

[Synchronize unlinked activities](#)

[Update Satellite user list](#)

[Delete users at this site who don't exist on the DSS user list for this site](#)

[Validate contact record revisions at field level](#)

[Send TeleMagic Update](#)

[Files From](#)

[Apply these settings to all sites](#)

[Do not create packets for this site](#)

[Do not accept packets from this site](#)

[Use Global Transport Configuration](#)

[Transport Method](#)

[Transfer E-mail using the Automation Server](#)

Continue to the next topic when you are satisfied with the basic preferences.

```
{ewc rhgbtn32.dll, BlueSkyHelpButton, g<MENUSM.BMP|MENUSM.BMP< JumpId(Dsstutor.hlp>"main"i½  
DSTTRS_Satellite_Table_of_Contents);CloseWindow("satellite")<<1} {ewc rhgbtn32.dll, BlueSkyHelpButton, g<MAINSM.BMP|  
MAINSM.BMP<JumpKeyword("ds.hlp"i½"contents")<<1} {ewc rhgbtn32.dll, BlueSkyHelpButton, g<EXITSM.BMP|  
EXITSM.BMP<Exit()<<1} {ewc rhgbtn32.dll, BlueSkyHelpButton, g<ANNOUNP01.BMP|ANNODN01.BMP<Annotate()<<1}  
{ewc rhgbtn32.dll, BlueSkyHelpButton, g<PREVSM.BMP|PREVSM.BMP<Prev()<<1} {ewc rhgbtn32.dll, BlueSkyHelpButton,  
g<NEXTSM.BMP|NEXTSM.BMP<Next()<<1}
```

## Set Activity Filter Criteria

### Click **Activity Filter Criteria**.

```
{ewc rhgbtn32.dll, BlueSkyHelpButton, g<MENUSM.BMP|MENUSM.BMP< JumpId(Dsstutor.hlp>"main"i;½  
DSTTRS_Satellite_Table_of_Contents);CloseWindow("satelite")<<1} {ewc rhgbtn32.dll, BlueSkyHelpButton, g<MAINSM.BMP|  
MAINSM.BMP<JumpKeyword("ds.hlp"i;½"contents")<<1} {ewc rhgbtn32.dll, BlueSkyHelpButton, g<EXITSM.BMP|  
EXITSM.BMP<Exit()<<1} {ewc rhgbtn32.dll, BlueSkyHelpButton, g<ANNOUNP01.BMP|ANNODN01.BMP<Annotate()<<1}  
{ewc rhgbtn32.dll, BlueSkyHelpButton, g<PREVSM.BMP|PREVSM.BMP<Prev()<<1} {ewc rhgbtn32.dll, BlueSkyHelpButton,  
g<NEXTSM.BMP|NEXTSM.BMP<Next()<<1}
```

## Choose Activities

If you have selected to include unlinked or linked activities in a synchronization, you can further filter what activities should be included through the options in this dialog box. Click the popup link for each available selection for a brief explanation.

[Select activities based on new transactions](#)

[Select all activities, ignore transactions](#)

[Include activities assigned to users at site](#)

[Include activities assigned by users at site](#)

[Include activities which are completed](#)

[Synchronize activities which have been deleted](#)

```
{ewc rhgbtn32.dll, BlueSkyHelpButton, g<MENUSM.BMP|MENUSM.BMP< JumpId(Dsstutor.hlp>"main"i¿½  
DSTTRS_Satellite_Table_of_Contents);CloseWindow("satellite")<<1} {ewc rhgbtn32.dll, BlueSkyHelpButton, g<MAINSM.BMP|  
MAINSM.BMP<JumpKeyword("ds.hlp"i¿½"contents")<<1} {ewc rhgbtn32.dll, BlueSkyHelpButton, g<EXITSM.BMP|  
EXITSM.BMP<Exit()<<1} {ewc rhgbtn32.dll, BlueSkyHelpButton, g<ANNOUP01.BMP|ANNODN01.BMP<Annotate()<<1}  
{ewc rhgbtn32.dll, BlueSkyHelpButton, g<PREVSM.BMP|PREVSM.BMP<Prev()<<1} {ewc rhgbtn32.dll, BlueSkyHelpButton,  
g<NEXTSM.BMP|NEXTSM.BMP<Next()<<1}
```



## Activity Filter Preferences Complete

Click **OK**.

```
{ewc rhgbtn32.dll, BlueSkyHelpButton, g<MENUSM.BMP|MENUSM.BMP< JumpId(Dsstutor.hlp>"main"i½  
DSTTRS_Satellite_Table_of_Contents);CloseWindow("satelite")<<1} {ewc rhgbtn32.dll, BlueSkyHelpButton, g<MAINSM.BMP|  
MAINSM.BMP<JumpKeyword("ds.hlp"i½"contents")<<1} {ewc rhgbtn32.dll, BlueSkyHelpButton, g<EXITSM.BMP|  
EXITSM.BMP<Exit()<<1} {ewc rhgbtn32.dll, BlueSkyHelpButton, g<ANNOUP01.BMP|ANNODN01.BMP<Annotate()<<1}  
{ewc rhgbtn32.dll, BlueSkyHelpButton, g<PREVSM.BMP|PREVSM.BMP<Prev()<<1} {ewc rhgbtn32.dll, BlueSkyHelpButton,  
g<NEXTSM.BMP|NEXTSM.BMP<Next()<<1}
```

## Initialization

Click **Initialization**.

```
{ewc rhgbtn32.dll, BlueSkyHelpButton, g<MENUSM.BMP|MENUSM.BMP< JumpId(Dsstutor.hlp>"main"i¿½  
DSTTRS_Satellite_Table_of_Contents);CloseWindow("satelite")<<1} {ewc rhgbtn32.dll, BlueSkyHelpButton, g<MAINSM.BMP|  
MAINSM.BMP<JumpKeyword("ds.hlp"i¿½"contents")<<1} {ewc rhgbtn32.dll, BlueSkyHelpButton, g<EXITSM.BMP|  
EXITSM.BMP<Exit()<<1} {ewc rhgbtn32.dll, BlueSkyHelpButton, g<ANNOUP01.BMP|ANNODN01.BMP<Annotate()<<1}  
{ewc rhgbtn32.dll, BlueSkyHelpButton, g<PREVSM.BMP|PREVSM.BMP<Prev()<<1} {ewc rhgbtn32.dll, BlueSkyHelpButton,  
g<NEXTSM.BMP|NEXTSM.BMP<Next()<<1}
```

## Initialization Settings

Site Initialization allows you to use synchronization to initialize your remote installation by preparing the databases and certain areas of security. You can also include options in an initialization that are not included in a standard synchronization.

Choose from the Initialization Settings radio buttons to specify when to perform a complete initialization when synchronizing.

### Initialization Settings Radio Buttons

#### Apply these settings to all sites

```
{ewc rhgbtn32.dll, BlueSkyHelpButton, g<MENUSM.BMP|MENUSM.BMP< JumpId(Dsstutor.hlp>"main"i;½  
DSTTRS_Satellite_Table_of_Contents);CloseWindow("satelite")<<1} {ewc rhgbtn32.dll, BlueSkyHelpButton, g<MAINSM.BMP|  
MAINSM.BMP<JumpKeyword("ds.hlp"i;½"contents")<<1} {ewc rhgbtn32.dll, BlueSkyHelpButton, g<EXITSM.BMP|  
EXITSM.BMP<Exit()<<1} {ewc rhgbtn32.dll, BlueSkyHelpButton, g<ANNOUP01.BMP|ANNODN01.BMP<Annotate()<<1}  
{ewc rhgbtn32.dll, BlueSkyHelpButton, g<PREVSM.BMP|PREVSM.BMP<Prev()<<1} {ewc rhgbtn32.dll, BlueSkyHelpButton,  
g<NEXTSM.BMP|NEXTSM.BMP<Next()<<1}
```

## Initialization Options

### Click Initialization Opts.

```
{ewc rhgbtn32.dll, BlueSkyHelpButton, g<MENUSM.BMP|MENUSM.BMP< JumpId(Dsstutor.hlp>"main"i½  
DSTTRS_Satellite_Table_of_Contents);CloseWindow("satelite")<<1} {ewc rhgbtn32.dll, BlueSkyHelpButton, g<MAINSM.BMP|  
MAINSM.BMP<JumpKeyword("ds.hlp"i½"contents")<<1} {ewc rhgbtn32.dll, BlueSkyHelpButton, g<EXITSM.BMP|  
EXITSM.BMP<Exit()<<1} {ewc rhgbtn32.dll, BlueSkyHelpButton, g<ANNOUP01.BMP|ANNODN01.BMP<Annotate()<<1}  
{ewc rhgbtn32.dll, BlueSkyHelpButton, g<PREVSM.BMP|PREVSM.BMP<Prev()<<1} {ewc rhgbtn32.dll, BlueSkyHelpButton,  
g<NEXTSM.BMP|NEXTSM.BMP<Next()<<1}
```

## Setting Initialization Options

This page is concerned with **Initialization Options**.

[Rename synchronized databases which already exist](#)

[Complete database file transfer \(No Contact Records\)](#)

[Transfer contact and activity records](#)

[Delete existing contact records from existing databases](#)

[Delete existing activity records](#)

[Override existing users preferences with defaults](#)

[Transfer Scripts](#)

[Add Supervisor User \(SUP\)](#)

[Send TeleMagic Upgrade](#)

[Site Time Zone](#)

[Use Daylight Savings Time](#)

[Remote Security Settings](#)

[Apply these Settings \(options\) to all Sites](#)

```
{ewc rhgbtn32.dll, BlueSkyHelpButton, g<MENUSM.BMP|MENUSM.BMP< JumpId(Dsstutor.hlp>"main"i½  
DSTTRS_Satellite_Table_of_Contents);CloseWindow("satellite")<<1} {ewc rhgbtn32.dll, BlueSkyHelpButton, g<MAINSM.BMP|  
MAINSM.BMP<JumpKeyword("ds.hlp"i½"contents")<<1} {ewc rhgbtn32.dll, BlueSkyHelpButton, g<EXITSM.BMP|  
EXITSM.BMP<Exit()<<1} {ewc rhgbtn32.dll, BlueSkyHelpButton, g<ANNOUP01.BMP|ANNODN01.BMP<Annotate()<<1}  
{ewc rhgbtn32.dll, BlueSkyHelpButton, g<PREVSM.BMP|PREVSM.BMP<Prev()<<1} {ewc rhgbtn32.dll, BlueSkyHelpButton,  
g<NEXTSM.BMP|NEXTSM.BMP<Next()<<1}
```

## Attach File Set

### Click **File Set**.

```
{ewc rhgbtn32.dll, BlueSkyHelpButton, g<MENUSM.BMP|MENUSM.BMP< JumpId(Dsstutor.hlp>"main"i¿½  
DSTTRS_Satellite_Table_of_Contents);CloseWindow("satelite")<<1} {ewc rhgbtn32.dll, BlueSkyHelpButton, g<MAINSM.BMP|  
MAINSM.BMP<JumpKeyword("ds.hlp"i¿½"contents")<<1} {ewc rhgbtn32.dll, BlueSkyHelpButton, g<EXITSM.BMP|  
EXITSM.BMP<Exit()<<1} {ewc rhgbtn32.dll, BlueSkyHelpButton, g<ANNOUP01.BMP|ANNODN01.BMP<Annotate()<<1}  
{ewc rhgbtn32.dll, BlueSkyHelpButton, g<PREVSM.BMP|PREVSM.BMP<Prev()<<1} {ewc rhgbtn32.dll, BlueSkyHelpButton,  
g<NEXTSM.BMP|NEXTSM.BMP<Next()<<1}
```

## Select File Set

File sets allow you to send groups of files to your remote sites. (They are created using the Edit Global File Set option off the Options dialog box. See the online help for more details.) You can use this dialog box to select a file set to send to this site. Select the file set to be attached from the drop down list.

```
{ewc rhgbtn32.dll, BlueSkyHelpButton, g<MENUSM.BMP|MENUSM.BMP< JumpId(Dsstutor.hlp>"main"i½  
DSTTRS_Satellite_Table_of_Contents);CloseWindow("satellite")<<1} {ewc rhgbtn32.dll, BlueSkyHelpButton, g<MAINSM.BMP|  
MAINSM.BMP<JumpKeyword("ds.hlp"i½"contents")<<1} {ewc rhgbtn32.dll, BlueSkyHelpButton, g<EXITSM.BMP|  
EXITSM.BMP<Exit()<<1} {ewc rhgbtn32.dll, BlueSkyHelpButton, g<ANNOUP01.BMP|ANNODN01.BMP<Annotate()<<1}  
{ewc rhgbtn32.dll, BlueSkyHelpButton, g<PREVSM.BMP|PREVSM.BMP<Prev()<<1} {ewc rhgbtn32.dll, BlueSkyHelpButton,  
g<NEXTSM.BMP|NEXTSM.BMP<Next()<<1}
```

## Set Transaction Date

### Click **Transaction Date**.

```
{ewc rhgbtn32.dll, BlueSkyHelpButton, g<MENUSM.BMP|MENUSM.BMP< JumpId(Dsstutor.hlp>"main"i½  
DSTTRS_Satellite_Table_of_Contents);CloseWindow("satelite")<<1} {ewc rhgbtn32.dll, BlueSkyHelpButton, g<MAINSM.BMP|  
MAINSM.BMP<JumpKeyword("ds.hlp"i½"contents")<<1} {ewc rhgbtn32.dll, BlueSkyHelpButton, g<EXITSM.BMP|  
EXITSM.BMP<Exit()<<1} {ewc rhgbtn32.dll, BlueSkyHelpButton, g<ANNOUP01.BMP|ANNODN01.BMP<Annotate()<<1}  
{ewc rhgbtn32.dll, BlueSkyHelpButton, g<PREVSM.BMP|PREVSM.BMP<Prev()<<1} {ewc rhgbtn32.dll, BlueSkyHelpButton,  
g<NEXTSM.BMP|NEXTSM.BMP<Next()<<1}
```



## Transaction Cutoff Date

Data Synchronization keeps all changes to your satellite installation in transaction files. Each time a server processes a site, it looks for the date and time that a packet was last created for that site. Transactions entered after that date/time in the current packet will be included in the synchronization. You can use a transaction cutoff date to specify an earlier date and time, if necessary.

Enter the earliest date and time for transactions to be included in the packet in these fields. Leave these fields blank to only include transactions following the most recent packet.

{ewc rhgbtn32.dll, BlueSkyHelpButton, g<PREVUP.BMP  PREVDN.BMP  MP<Prev()< <1}	{ewc rhgbtn32.dll, BlueSkyHelpButton, g<MAINUP.BMP  MAINDN.BMP  pKeyword ("ds.hlp"i½ ½"content s")<<1}	{ew c rhgbtn32.dll, BlueSkyHelpButton, g<ANUP.LG01.BMP  ANDNLG01.BMP  P<Annotate()<<1 }	{ewc rhgbtn32.dll, BlueSkyHelpButton, g<NEXTUP.BMP  NEXTDN.BMP  MP<Next()< <1}		
Conte nts	TeleMagic Help	Exit	Annotate	Back	Next

## Site Preferences Set

Click **OK**.

```
{ewc rhgbtn32.dll, BlueSkyHelpButton, g<MENUSM.BMP|MENUSM.BMP< JumpId(Dsstutor.hlp>"main"i½  
DSTTRS_Satellite_Table_of_Contents);CloseWindow("satelite")<<1} {ewc rhgbtn32.dll, BlueSkyHelpButton, g<MAINSM.BMP|  
MAINSM.BMP<JumpKeyword("ds.hlp"i½"contents")<<1} {ewc rhgbtn32.dll, BlueSkyHelpButton, g<EXITSM.BMP|  
EXITSM.BMP<Exit()<<1} {ewc rhgbtn32.dll, BlueSkyHelpButton, g<ANNOUP01.BMP|ANNODN01.BMP<Annotate()<<1}  
{ewc rhgbtn32.dll, BlueSkyHelpButton, g<PREVSM.BMP|PREVSM.BMP<Prev()<<1} {ewc rhgbtn32.dll, BlueSkyHelpButton,  
g<NEXTSM.BMP|NEXTSM.BMP<Next()<<1}
```

## Save Site Preferences

Click **Save**.

```
{ewc rhgbtn32.dll, BlueSkyHelpButton, g<MENUSM.BMP|MENUSM.BMP< JumpId(Dsstutor.hlp>"main"i½  
DSTTRS_Satellite_Table_of_Contents);CloseWindow("satelite")<<1} {ewc rhgbtn32.dll, BlueSkyHelpButton, g<MAINSM.BMP|  
MAINSM.BMP<JumpKeyword("ds.hlp"i½"contents")<<1} {ewc rhgbtn32.dll, BlueSkyHelpButton, g<EXITSM.BMP|  
EXITSM.BMP<Exit()<<1} {ewc rhgbtn32.dll, BlueSkyHelpButton, g<ANNOUP01.BMP|ANNODN01.BMP<Annotate()<<1}  
{ewc rhgbtn32.dll, BlueSkyHelpButton, g<PREVSM.BMP|PREVSM.BMP<Prev()<<1} {ewc rhgbtn32.dll, BlueSkyHelpButton,  
g<NEXTSM.BMP|NEXTSM.BMP<JumpId(dsstutor.hlpi½DSTTRS_Procedure_complete)<<1}
```

## Processing in Progress

Outbox packets are now being created for each site. When Data Synchronization Server reports that processing is complete, click Next to continue.

```
{ewc rhgbtn32.dll, BlueSkyHelpButton, g<MENUSM.BMP|MENUSM.BMP< JumpId(Dsstutor.hlp>"main"i½  
DSTTRS_Satellite_Table_of_Contents);CloseWindow("satelite")<<1} {ewc rhgbtn32.dll, BlueSkyHelpButton, g<MAINSM.BMP|  
MAINSM.BMP<JumpKeyword("ds.hlp"i½"contents")<<1} {ewc rhgbtn32.dll, BlueSkyHelpButton, g<EXITSM.BMP|  
EXITSM.BMP<Exit()<<1} {ewc rhgbtn32.dll, BlueSkyHelpButton, g<ANNOUP01.BMP|ANNODN01.BMP<Annotate()<<1}  
{ewc rhgbtn32.dll, BlueSkyHelpButton, g<PREVSM.BMP|  
PREVSM.BMP<JumpId(dsstutor.hlpi½DSTTRS_Begin_Processing)<<1} {ewc rhgbtn32.dll, BlueSkyHelpButton,  
g<NEXTSM.BMP|NEXTSM.BMP<Next()<<1}
```

## Processing Complete

There should now be a packet in your outbox for each site. You may now send each packet to the proper site, taking care to note the Site ID of the packet. Each packet will appear as TMINI<site ID>.TMZ (for an initialization packet) or TMSRV<site ID>.TMZ (for standard synchronization); <site ID> will appear as a three-character site ID (and may include a combination of letters and/or numbers).

{ewc	{ewc	{ew	{ewc
rhgbt	rhgbtn32.	c	rhgbtn32
n32.dll	dll,	rhgb	.dll,
I,	BlueSkyH	tn32	BlueSky
BlueS	elpButton,	.dll,	HelpButt
kyHel	g<MAINU	Blue	on,
pButt	P.BMP	Sky	g<ANUP
on,	MAINDN.	Hel	LG01.B
g<ME	BMP<Jum	pBu	MP
NUU	pKeyword	tton,	ANDNL
P.BM	("ds.hlp"i¿	g<E	G01.BM
P	½"content	XIT	P<Annot
MEN	s")<<1}	UP.	ate())<<1
USM.		BM	}
BMP<		P	
JumpI		EXI	
d(Dss		TD	
tutor.		N.B	
hlp>"		MP	
main"		<Exi	
i¿½		t())<	
DSTT		<1}	
RS_S			
atellit			
e_Tab			
le_of_			
Conte			
nts);C			
lose			
Wind			
ow("s			
atelite			
")<<1}			
Conte	TeleMagic	Exit	Annotate
nts	Help		

**End of Special Procedures  
Terminator Follows**

## Procedure Complete

The procedure is now complete. To modify your DSS system further, return to the table of contents for a complete list of available procedures.

<pre>{ewc rhgbt n32.dll, l, BlueSkyHel pButton, on, g&lt;ME NUU P.BMP  P  MEN USM. BMP &lt;Jum pld(d sstuto r.hlp&gt; "main "i;½ DSTT RS_S atellit e_Tab le_of_ Conte nts);C lose Wind ow("s atelite ");IfTh en(Is Mark( "expr ess")i ;½De leteM ark("e xpres s"));D elete Mark( lastpa th)&lt;&lt; 1} Conte nts</pre>	<pre>{ewc rhgbtn32. dll, BlueSkyH elpButton, g&lt;MAINU P.BMP  MAINDN. BMP&lt;Jum pKeyword ("ds.hlp"i; ½"content s")&lt;&lt;1}</pre>	<pre>{ew c rhg btn3 2.dll , Blu eSk yHe lpB utto n, g&lt;E XIT UP. BM P  EXI TD N.B MP &lt;Exi t();D elet eMa rk(la stpa th)&lt; &lt;1}</pre>	<pre>{ewc rhgbtn32 .dll, BlueSky HelpButt on, g&lt;PREV UP.BMP  PREVD N.BMP&lt; GotoMar k(lastpat h);Delet eMark(la stpath)&lt; &lt;1}</pre>
<a href="#">Back</a>	<a href="#">Exit</a>	<a href="#">TeleMagic Help</a>	<a href="#">Contents</a>





## Remote Site Table of Contents

[Complete Remote Site Setup](#)

**Go directly to...**

[File Paths](#)

[Scripting](#)

[Time Zone Settings](#)

**Replace this when the topic can be redone**

Communications Maintenance

## Data Synchronization Remote Site Setup

In order to synchronize, you will need to establish at least one Satellite or Remote site. This procedure will step you through setup of a Remote site.

{ewc rhgbt n32.dl l, BlueS kyHel pButt on, g<ME NUU P.BM P  MEN USM. BMP <Jum pld(D sstuto r.hlp> "main "i½ DSST RMT_ Remo te_Ta ble_of _Cont ents); Close Wind ow("R emot e")<< 1}	{ewc rhgbtn32. dll, BlueSkyH elpButton, g<MAINU P.BMP  MAINSM. BMP<Jum pKeyword ("ds.hlp"i½ ½"content s")<<1}	{ew c rhg btn3 2.dll , Blu eSk yHe lpB utto n, g<E XIT UP. BM P  EXI TD N.B MP <Exi t(< <1}	{ewc rhgbtn32 .dll, BlueSky HelpButt on, g<ANUP LG01.B MP  ANDNL G01.BM P<Annot ate()<<1 }	{ewc rhgbtn32.d ll, BlueSkyHe lpButton, g<NEXTU P.BMP  NEXTDN. BMP<Next ()<<1}
Conte nts	TeleMagic Help	Exit	Annotate	Next

## Begin Remote Setup

From the **Setup** menu, select **File Paths**.

```
{ewc rhgbtn32.dll, BlueSkyHelpButton, g<MENUSM.BMP|MENUSM.BMP<
JumpId(Dsstutor.hlp>"main"i½DSSTRMT_Remote_Table_of_Contents);CloseWindow("Remote")<<1} {ewc rhgbtn32.dll,
BlueSkyHelpButton, g<MAINSM.BMP|MAINSM.BMP<JumpKeyword("ds.hlp"i½"contents")<<1} {ewc rhgbtn32.dll,
BlueSkyHelpButton, g<EXITSM.BMP|EXITSM.BMP<Exit()<<1} {ewc rhgbtn32.dll, BlueSkyHelpButton, g<ANNOUP01.BMP|
ANNODN01.BMP<Annotate()<<1} {ewc rhgbtn32.dll, BlueSkyHelpButton, g<PREVSM.BMP|PREVSM.BMP<Prev()<<1} {ewc
rhgbtn32.dll, BlueSkyHelpButton, g<NEXTSM.BMP|NEXTSM.BMP<Next()<<1}
```

## Path to Inbox

Type in the directory path to for the Inbox, or click **Inbox** and browse for a directory. If you enter a directory name which does not exist, you will receive a message confirming creation of the new directory.

```
{ewc rhgbtn32.dll, BlueSkyHelpButton, g<MENUSM.BMP|MENUSM.BMP<
JumpId(Dsstutor.hlp>"main"i½DSSTRMT_Remote_Table_of_Contents);CloseWindow("Remote");IfThen(IsMark("express")i½
DeleteMark("express"))<<1} {ewc rhgbtn32.dll, BlueSkyHelpButton, g<MAINSM.BMP|
MAINSM.BMP<JumpKeyword("ds.hlp"i½"contents")<<1} {ewc rhgbtn32.dll, BlueSkyHelpButton, g<EXITSM.BMP|
EXITSM.BMP<Exit()<<1} {ewc rhgbtn32.dll, BlueSkyHelpButton, g<ANNOUP01.BMP|ANNODN01.BMP<Annotate()<<1}
{ewc rhgbtn32.dll, BlueSkyHelpButton, g<PREVSM.BMP|
PREVSM.BMP<IfThenElse(IsMark("express")i½JumpId(dsstutor.hlpi½DSSTRMT_File_Paths_Express_Jump);DeleteMark("e
xpress")i½Prev())<<1} {ewc rhgbtn32.dll, BlueSkyHelpButton, g<NEXTSM.BMP|NEXTSM.BMP<Next()<<1}
```

## Path to Outbox

Type in the directory path to for the Outbox, or click **Outbox** and browse for a directory. If you enter a directory name which does not exist, you will receive a message confirming creation of the new directory.

```
{ewc rhgbtn32.dll, BlueSkyHelpButton, g<MENUSM.BMP|MENUSM.BMP<
JumpId(Dsstutor.hlp>"main"i½DSSTRMT_Remote_Table_of_Contents);CloseWindow("Remote");IfThen(IsMark("express")i½
DeleteMark("express"))<<1} {ewc rhgbtn32.dll, BlueSkyHelpButton, g<MAINSM.BMP|
MAINSM.BMP<JumpKeyword("ds.hlp"i½"contents")<<1} {ewc rhgbtn32.dll, BlueSkyHelpButton, g<EXITSM.BMP|
EXITSM.BMP<Exit()<<1} {ewc rhgbtn32.dll, BlueSkyHelpButton, g<ANNOUP01.BMP|ANNODN01.BMP<Annotate()<<1}
{ewc rhgbtn32.dll, BlueSkyHelpButton, g<PREVSM.BMP|PREVSM.BMP<Prev()<<1} {ewc rhgbtn32.dll, BlueSkyHelpButton,
g<NEXTSM.BMP|NEXTSM.BMP<Next()<<1}
```

## File Paths Set

Click **OK**.

```
{ewc rhgbtn32.dll, BlueSkyHelpButton, g<MENUSM.BMP|MENUSM.BMP<
JumpId(Dsstutor.hlp>"main"i½DSSTRMT_Remote_Table_of_Contents);CloseWindow("Remote");IfThen(IsMark("express")i½
DeleteMark("express"))<<1} {ewc rhgbtn32.dll, BlueSkyHelpButton, g<MAINSM.BMP|
MAINSM.BMP<JumpKeyword("ds.hlp"i½"contents")<<1} {ewc rhgbtn32.dll, BlueSkyHelpButton, g<EXITSM.BMP|
EXITSM.BMP<Exit()<<1} {ewc rhgbtn32.dll, BlueSkyHelpButton, g<ANNOUP01.BMP|ANNODN01.BMP<Annotate()<<1}
{ewc rhgbtn32.dll, BlueSkyHelpButton, g<PREVSM.BMP|PREVSM.BMP<Prev()<<1} {ewc rhgbtn32.dll, BlueSkyHelpButton,
g<NEXTSM.BMP|
NEXTSM.BMP<IfThenElse(IsMark("express")i½JumpId(dsstutor.hlp>remotei½DSSTRMT_Procedure_complete);SaveMark("I
astpath")i½Next())<<1}
```

## Remote Site Time Zone

From the **Setup** menu, select **Time Zone**.

```
{ewc rhgbtn32.dll, BlueSkyHelpButton, g<MENUSM.BMP|MENUSM.BMP<
JumpId(Dsstutor.hlp>"main"i½DSSTRMT_Remote_Table_of_Contents);CloseWindow("Remote");IfThen(IsMark("express")i½
DeleteMark("express"))<<1} {ewc rhgbtn32.dll, BlueSkyHelpButton, g<MAINSM.BMP|
MAINSM.BMP<JumpKeyword("ds.hlp"i½"contents")<<1} {ewc rhgbtn32.dll, BlueSkyHelpButton, g<EXITSM.BMP|
EXITSM.BMP<Exit()<<1} {ewc rhgbtn32.dll, BlueSkyHelpButton, g<ANNOUP01.BMP|ANNODN01.BMP<Annotate()<<1}
{ewc rhgbtn32.dll, BlueSkyHelpButton, g<PREVSM.BMP|PREVSM.BMP<Prev()<<1} {ewc rhgbtn32.dll, BlueSkyHelpButton,
g<NEXTSM.BMP|NEXTSM.BMP<Next()<<1}
```



## Time Zone Dialog Box

Use this drop down list to specify the time zone in use by the remote. Data Synchronization will take into account the difference in times when determining which is the most recent change to a record.

```
{ewc rhgbtn32.dll, BlueSkyHelpButton, g<MENUSM.BMP|MENUSM.BMP<
JumpId(Dsstutor.hlp>"main"i½DSSTRMT_Remote_Table_of_Contents);CloseWindow("Remote");IfThen(IsMark("express"))i½
DeleteMark("express"))<<1} {ewc rhgbtn32.dll, BlueSkyHelpButton, g<MAINSM.BMP|
MAINSM.BMP<JumpKeyword("ds.hlp"i½"contents")<<1} {ewc rhgbtn32.dll, BlueSkyHelpButton, g<EXITSM.BMP|
EXITSM.BMP<Exit()<<1} {ewc rhgbtn32.dll, BlueSkyHelpButton, g<ANNOUP01.BMP|ANNODN01.BMP<Annotate()<<1}
{ewc rhgbtn32.dll, BlueSkyHelpButton, g<PREVSM.BMP|
PREVSM.BMP<IfThenElse(IsMark("express"))i½GotoMark("express");DeleteMark("express"))i½Prev()<<1} {ewc rhgbtn32.dll,
BlueSkyHelpButton, g<NEXTSM.BMP|NEXTSM.BMP<Next()<<1}
```

## Daylight Savings Time

Mark this check box if the time zone selected for the remote site uses daylight savings time.

```
{ewc rhgbtn32.dll, BlueSkyHelpButton, g<MENUSM.BMP|MENUSM.BMP<
JumpId(Dsstutor.hlp>"main"i½DSSTRMT_Remote_Table_of_Contents);CloseWindow("Remote");IfThen(IsMark("express")i½
DeleteMark("express"))<<1} {ewc rhgbtn32.dll, BlueSkyHelpButton, g<MAINSM.BMP|
MAINSM.BMP<JumpKeyword("ds.hlp"i½"contents")<<1} {ewc rhgbtn32.dll, BlueSkyHelpButton, g<EXITSM.BMP|
EXITSM.BMP<Exit()<<1} {ewc rhgbtn32.dll, BlueSkyHelpButton, g<ANNOUP01.BMP|ANNODN01.BMP<Annotate()<<1}
{ewc rhgbtn32.dll, BlueSkyHelpButton, g<PREVSM.BMP|PREVSM.BMP<Prev()<<1} {ewc rhgbtn32.dll, BlueSkyHelpButton,
g<NEXTSM.BMP|NEXTSM.BMP<Next()<<1}
```

## Remote Time Zone Set

Click **OK**.

```
{ewc rhgbtn32.dll, BlueSkyHelpButton, g<MENUSM.BMP|MENUSM.BMP<
JumpId(Dsstutor.hlp>"main"i½DSSTRMT_Remote_Table_of_Contents);CloseWindow("Remote");IfThen(IsMark("express"))i½
DeleteMark("express"))<<1} {ewc rhgbtn32.dll, BlueSkyHelpButton, g<MAINSM.BMP|
MAINSM.BMP<JumpKeyword("ds.hlp"i½"contents")<<1} {ewc rhgbtn32.dll, BlueSkyHelpButton, g<EXITSM.BMP|
EXITSM.BMP<Exit()<<1} {ewc rhgbtn32.dll, BlueSkyHelpButton, g<ANNOUP01.BMP|ANNODN01.BMP<Annotate()<<1}
{ewc rhgbtn32.dll, BlueSkyHelpButton, g<PREVSM.BMP|PREVSM.BMP<Prev()<<1} {ewc rhgbtn32.dll, BlueSkyHelpButton,
g<NEXTSM.BMP|
NEXTSM.BMP<IfThenElse(IsMark("express"))i½JumpId(dsstutor.hlp>remotei½DSSTRMT_Procedure_complete);SaveMark("I
astpath")i½Next())<<1}
```

## Remote Site Scripting

From the **Setup** menu, select **Script Setup**.

```
{ewc rhgbtn32.dll, BlueSkyHelpButton, g<MENUSM.BMP|MENUSM.BMP<
JumpId(Dsstutor.hlp>"main"i½DSSTRMT_Remote_Table_of_Contents);CloseWindow("Remote");IfThen(IsMark("express")i½
DeleteMark("express"))<<1} {ewc rhgbtn32.dll, BlueSkyHelpButton, g<MAINSM.BMP|
MAINSM.BMP<JumpKeyword("ds.hlp"i½"contents")<<1} {ewc rhgbtn32.dll, BlueSkyHelpButton, g<EXITSM.BMP|
EXITSM.BMP<Exit()<<1} {ewc rhgbtn32.dll, BlueSkyHelpButton, g<ANNOUP01.BMP|ANNODN01.BMP<Annotate()<<1}
{ewc rhgbtn32.dll, BlueSkyHelpButton, g<PREVSM.BMP|PREVSM.BMP<Prev()<<1} {ewc rhgbtn32.dll, BlueSkyHelpButton,
g<NEXTSM.BMP|NEXTSM.BMP<Next()<<1}
```

## Add or Change a Remote Script

Click **Add Script** to add a script. Highlight a script and click **Change** to change an existing script.

```
{ewc rhgbtn32.dll, BlueSkyHelpButton, g<MENUSM.BMP|MENUSM.BMP<
JumpId(Dsstutor.hlp>"main"i½DSSTRMT_Remote_Table_of_Contents);CloseWindow("Remote");IfThen(IsMark("express"))i½
DeleteMark("express"))<<1} {ewc rhgbtn32.dll, BlueSkyHelpButton, g<MAINSM.BMP|
MAINSM.BMP<JumpKeyword("ds.hlp"i½"contents")<<1} {ewc rhgbtn32.dll, BlueSkyHelpButton, g<EXITSM.BMP|
EXITSM.BMP<Exit()<<1} {ewc rhgbtn32.dll, BlueSkyHelpButton, g<ANNOUP01.BMP|ANNODN01.BMP<Annotate()<<1}
{ewc rhgbtn32.dll, BlueSkyHelpButton, g<PREVSM.BMP|
PREVSM.BMP<IfThenElse(IsMark("express"))i½GotoMark("express");DeleteMark("express"))i½Prev()<<1} {ewc rhgbtn32.dll,
BlueSkyHelpButton, g<NEXTSM.BMP|NEXTSM.BMP<Next()<<1}
```

## Script Name

Type the name for the script here.

```
{ewc rhgbtn32.dll, BlueSkyHelpButton, g<MENUSM.BMP|MENUSM.BMP<
JumpId(Dsstutor.hlp>"main"i½DSSTRMT_Remote_Table_of_Contents);CloseWindow("Remote");IfThen(IsMark("express")i½
DeleteMark("express"))<<1} {ewc rhgbtn32.dll, BlueSkyHelpButton, g<MAINSM.BMP|
MAINSM.BMP<JumpKeyword("ds.hlp"i½"contents")<<1} {ewc rhgbtn32.dll, BlueSkyHelpButton, g<EXITSM.BMP|
EXITSM.BMP<Exit()<<1} {ewc rhgbtn32.dll, BlueSkyHelpButton, g<ANNOUP01.BMP|ANNODN01.BMP<Annotate()<<1}
{ewc rhgbtn32.dll, BlueSkyHelpButton, g<PREVSM.BMP|PREVSM.BMP<Prev()<<1} {ewc rhgbtn32.dll, BlueSkyHelpButton,
g<NEXTSM.BMP|NEXTSM.BMP<Next()<<1}
```

## Add the New Script

Click **Add**.

```
{ewc rhgbtn32.dll, BlueSkyHelpButton, g<MENUSM.BMP|MENUSM.BMP<
JumpId(Dsstutor.hlp>"main"i½DSSTRMT_Remote_Table_of_Contents);CloseWindow("Remote");IfThen(IsMark("express")i½
DeleteMark("express"))<<1} {ewc rhgbtn32.dll, BlueSkyHelpButton, g<MAINSM.BMP|
MAINSM.BMP<JumpKeyword("ds.hlp"i½"contents")<<1} {ewc rhgbtn32.dll, BlueSkyHelpButton, g<EXITSM.BMP|
EXITSM.BMP<Exit()<<1} {ewc rhgbtn32.dll, BlueSkyHelpButton, g<ANNOUP01.BMP|ANNODN01.BMP<Annotate()<<1}
{ewc rhgbtn32.dll, BlueSkyHelpButton, g<PREVSM.BMP|PREVSM.BMP<Prev()<<1} {ewc rhgbtn32.dll, BlueSkyHelpButton,
g<NEXTSM.BMP|NEXTSM.BMP<Next()<<1}
```

## Script Step Dialog

[Describe this step](#)

[Run this step at](#)

[and do the following](#)

[Program to Run](#)

[Save Script/Save](#)

When you have clicked **Save**, click Next to continue this tutorial.

```
{ewc rhgbtn32.dll, BlueSkyHelpButton, g<MENUSM.BMP|MENUSM.BMP<
JumpId(Dsstutor.hlp>"main"i¿½DSSTRMT_Remote_Table_of_Contents);CloseWindow("Remote");IfThen(IsMark("express")i¿½
DeleteMark("express"))<<1} {ewc rhgbtn32.dll, BlueSkyHelpButton, g<MAINSM.BMP|
MAINSM.BMP<JumpKeyword("ds.hlp"i¿½"contents")<<1} {ewc rhgbtn32.dll, BlueSkyHelpButton, g<EXITSM.BMP|
EXITSM.BMP<Exit())<<1} {ewc rhgbtn32.dll, BlueSkyHelpButton, g<ANNOUP01.BMP|ANNODN01.BMP<Annotate())<<1}
{ewc rhgbtn32.dll, BlueSkyHelpButton, g<PREVSM.BMP|PREVSM.BMP<Prev())<<1} {ewc rhgbtn32.dll, BlueSkyHelpButton,
g<NEXTSM.BMP|NEXTSM.BMP<Next())<<1}
```



Add or change another step?

Follow this link to [Add or change Another Step](#). Click Next to finish this script.

```
{ewc rhgbtn32.dll, BlueSkyHelpButton, g<MENUSM.BMP|MENUSM.BMP<
JumpId(Dsstutor.hlp>"main"i½DSSTRMT_Remote_Table_of_Contents);CloseWindow("Remote");IfThen(IsMark("express")i½
DeleteMark("express"))<<1} {ewc rhgbtn32.dll, BlueSkyHelpButton, g<MAINSM.BMP|
MAINSM.BMP<JumpKeyword("ds.hlp"i½"contents")<<1} {ewc rhgbtn32.dll, BlueSkyHelpButton, g<EXITSM.BMP|
EXITSM.BMP<Exit()<<1} {ewc rhgbtn32.dll, BlueSkyHelpButton, g<ANNOUP01.BMP|ANNODN01.BMP<Annotate()<<1}
{ewc rhgbtn32.dll, BlueSkyHelpButton, g<PREVSM.BMP|PREVSM.BMP<Prev()<<1} {ewc rhgbtn32.dll, BlueSkyHelpButton,
g<REPEATSM.BMP|REPEATSM.BMP<JumpId(dsstutor.hlpi½ DSSTRMT_Add_or_Change_Script_Step)<<1} {ewc
rhgbtn32.dll, BlueSkyHelpButton, g<NEXTSM.BMP|NEXTSM.BMP<Next()<<1}
```

## Script Finished

Click **Save Script**.

```
{ewc rhgbtn32.dll, BlueSkyHelpButton, g<MENUSM.BMP|MENUSM.BMP<
JumpId(Dsstutor.hlp>"main"i½DSSTRMT_Remote_Table_of_Contents);CloseWindow("Remote");IfThen(IsMark("express")i½
DeleteMark("express"))<<1} {ewc rhgbtn32.dll, BlueSkyHelpButton, g<MAINSM.BMP|
MAINSM.BMP<JumpKeyword("ds.hlp"i½"contents")<<1} {ewc rhgbtn32.dll, BlueSkyHelpButton, g<EXITSM.BMP|
EXITSM.BMP<Exit()<<1} {ewc rhgbtn32.dll, BlueSkyHelpButton, g<ANNOUP01.BMP|ANNODN01.BMP<Annotate()<<1}
{ewc rhgbtn32.dll, BlueSkyHelpButton, g<PREVSM.BMP|PREVSM.BMP<Prev()<<1} {ewc rhgbtn32.dll, BlueSkyHelpButton,
g<NEXTSM.BMP|NEXTSM.BMP<Next()<<1}
```

## Add or change another script?

Follow this link to [add or modify another script](#). Click Next to finish adding or modifying scripts.

```
{ewc rhgbtn32.dll, BlueSkyHelpButton, g<MENUSM.BMP|MENUSM.BMP<
JumpId(Dsstutor.hlp>"main"i½DSSTRMT_Remote_Table_of_Contents);CloseWindow("Remote");IfThen(IsMark("express"))i½
DeleteMark("express"))<<1} {ewc rhgbtn32.dll, BlueSkyHelpButton, g<MAINSM.BMP|
MAINSM.BMP<JumpKeyword("ds.hlp"i½"contents")<<1} {ewc rhgbtn32.dll, BlueSkyHelpButton, g<EXITSM.BMP|
EXITSM.BMP<Exit())<<1} {ewc rhgbtn32.dll, BlueSkyHelpButton, g<ANNOUP01.BMP|ANNODN01.BMP<Annotate())<<1}
{ewc rhgbtn32.dll, BlueSkyHelpButton, g<PREVSM.BMP|PREVSM.BMP<Prev())<<1} {ewc rhgbtn32.dll, BlueSkyHelpButton,
g<REPEATSM.BMP|REPEATSM.BMP<JumpId(dsstutor.hlpi½ DSSTRMT_Add_or_Change_a_Remote_Script)<<1} {ewc
rhgbtn32.dll, BlueSkyHelpButton, g<NEXTSM.BMP|NEXTSM.BMP<Next())<<1}
```

## Scripting Complete

### Click **Close**.

```
{ewc rhgbtn32.dll, BlueSkyHelpButton, g<MENUSM.BMP|MENUSM.BMP<
JumpId(Dsstutor.hlp>"main"i½DSSTRMT_Remote_Table_of_Contents);CloseWindow("Remote");IfThen(IsMark("express"))i½
DeleteMark("express"))<<1} {ewc rhgbtn32.dll, BlueSkyHelpButton, g<MAINSM.BMP|
MAINSM.BMP<JumpKeyword("ds.hlp"i½"contents")<<1} {ewc rhgbtn32.dll, BlueSkyHelpButton, g<EXITSM.BMP|
EXITSM.BMP<Exit()<<1} {ewc rhgbtn32.dll, BlueSkyHelpButton, g<ANNOUP01.BMP|ANNODN01.BMP<Annotate()<<1}
{ewc rhgbtn32.dll, BlueSkyHelpButton, g<PREVSM.BMP|PREVSM.BMP<Prev()<<1} {ewc rhgbtn32.dll, BlueSkyHelpButton,
g<NEXTSM.BMP|
NEXTSM.BMP<IfThenElse(IsMark("express"))i½JumpId(dsstutor.hlp>remotei½DSSTRMT_Procedure_complete);SaveMark("I
astpath")i½JumpId(dsstutor.hlpi½DSSTRMT_Other_Maintenance))<<1}
```

## Remote Site Maintenance

### Click **Maintenance**.

```
{ewc rhgbtn32.dll, BlueSkyHelpButton, g<MENUSM.BMP|MENUSM.BMP<
JumpId(Dsstutor.hlp>"main"i¿½DSSTRMT_Remote_Table_of_Contents);CloseWindow("Remote")<<1} {ewc rhgbtn32.dll,
BlueSkyHelpButton, g<MAINSM.BMP|MAINSM.BMP<JumpKeyword("ds.hlp"i¿½"contents")<<1} {ewc rhgbtn32.dll,
BlueSkyHelpButton, g<EXITSM.BMP|EXITSM.BMP<Exit()<<1} {ewc rhgbtn32.dll, BlueSkyHelpButton, g<ANNOUP01.BMP|
ANNODN01.BMP<Annotate()<<1} {ewc rhgbtn32.dll, BlueSkyHelpButton, g<PREVSM.BMP|PREVSM.BMP<Prev()<<1} {ewc
rhgbtn32.dll, BlueSkyHelpButton, g<NEXTSM.BMP|NEXTSM.BMP<Next()<<1}
```

## Remote Site Communications Maintenance

### Click **Communications**.

```
{ewc rhgbtn32.dll, BlueSkyHelpButton, g<MENUSM.BMP|MENUSM.BMP<
JumpId(Dsstutor.hlp>"main"i¿½DSSTRMT_Remote_Table_of_Contents);CloseWindow("Remote");IfThen(IsMark("express"))i¿½
DeleteMark("express"))<<1} {ewc rhgbtn32.dll, BlueSkyHelpButton, g<MAINSM.BMP|
MAINSM.BMP<JumpKeyword("ds.hlp"i¿½"contents")<<1} {ewc rhgbtn32.dll, BlueSkyHelpButton, g<EXITSM.BMP|
EXITSM.BMP<Exit())<<1} {ewc rhgbtn32.dll, BlueSkyHelpButton, g<ANNOUP01.BMP|ANNODN01.BMP<Annotate())<<1}
{ewc rhgbtn32.dll, BlueSkyHelpButton, g<PREVSM.BMP|
PREVSM.BMP<IfThenElse(IsMark("express"))i¿½½GotoMark("express");DeleteMark("express"))i¿½½Prev())<<1} {ewc rhgbtn32.dll,
BlueSkyHelpButton, g<NEXTSM.BMP|NEXTSM.BMP<Next())<<1}
```

## Remote Site Communications Maintenance Dialog Box

Use this dialog box to set up DSS Dial Up Server at the remote site.

### Note

Setup for the Dial Up Server is workstation specific. You must be at the workstation that will be used for file transfer when performing these steps. If you will be using multiple workstations for file transfer, you must repeat these steps for each workstation.

{ewc rhgbtn32.dll, BlueSkyHelpButton, g<MAINUP.P.BMP  MAINSM.BMP<JumpKeyword ("ds.hlp"i½ ½"content s")<<1} USM.BMP <JumpKeyword ("ds.hlp"i½ ½"content s")<<1} DSST RMT_ RemoteTable_of_Contents); CloseWindow("Remote")<<1}	{ewc rhgbtn32.dll, BlueSkyHelpButton, g<MAINUP.P.BMP  MAINSM.BMP<JumpKeyword ("ds.hlp"i½ ½"content s")<<1}	{ewc rhgbtn32.dll, BlueSkyHelpButton, g<MAINUP.P.BMP  MAINSM.BMP<JumpKeyword ("ds.hlp"i½ ½"content s")<<1}	{ewc rhgbtn32.dll, BlueSkyHelpButton, g<MAINUP.P.BMP  MAINSM.BMP<JumpKeyword ("ds.hlp"i½ ½"content s")<<1}	{ewc rhgbtn32.dll, BlueSkyHelpButton, g<MAINUP.P.BMP  MAINSM.BMP<JumpKeyword ("ds.hlp"i½ ½"content s")<<1}	{ewc rhgbtn32.dll, BlueSkyHelpButton, g<MAINUP.P.BMP  MAINSM.BMP<JumpKeyword ("ds.hlp"i½ ½"content s")<<1}
Contents	TeleMagic Help	Exit	Annotate	Previous	Next

## Select Dial Up Connection

Click this button to scan your computer for established Dial Up connections. DSS will then populate the drop-down list with any connections it finds. Use the drop-down list to select the Dial Up connection you would like to use with the Dial Up Server on this workstation.

```
{ewc rhgbtn32.dll, BlueSkyHelpButton, g<MENUSM.BMP|MENUSM.BMP<
JumpId(Dsstutor.hlp>"main"i½DSSTRMT_Remote_Table_of_Contents);CloseWindow("Remote");IfThen(IsMark("express"))i½
DeleteMark("express"))<<1} {ewc rhgbtn32.dll, BlueSkyHelpButton, g<MAINSM.BMP|
MAINSM.BMP<JumpKeyword("ds.hlp"i½"contents")<<1} {ewc rhgbtn32.dll, BlueSkyHelpButton, g<EXITSM.BMP|
EXITSM.BMP<Exit()<<1} {ewc rhgbtn32.dll, BlueSkyHelpButton, g<ANNOUP01.BMP|ANNODN01.BMP<Annotate()<<1}
{ewc rhgbtn32.dll, BlueSkyHelpButton, g<PREVSM.BMP|PREVSM.BMP<Prev()<<1} {ewc rhgbtn32.dll, BlueSkyHelpButton,
g<NEXTSM.BMP|NEXTSM.BMP<Next()<<1}
```



## Dial Up Password

Enter the password to be used with the Dial Up Connection selected above. Leave this field blank if you would like to be prompted for the password when DSS accesses the Internet.

```
{ewc rhgbtn32.dll, BlueSkyHelpButton, g<MENUSM.BMP|MENUSM.BMP<
JumpId(Dsstutor.hlp>"main"i½DSSTRMT_Remote_Table_of_Contents);CloseWindow("Remote");IfThen(IsMark("express")i½
DeleteMark("express"))<<1} {ewc rhgbtn32.dll, BlueSkyHelpButton, g<MAINSM.BMP|
MAINSM.BMP<JumpKeyword("ds.hlp"i½"contents")<<1} {ewc rhgbtn32.dll, BlueSkyHelpButton, g<EXITSM.BMP|
EXITSM.BMP<Exit()<<1} {ewc rhgbtn32.dll, BlueSkyHelpButton, g<ANNOUP01.BMP|ANNODN01.BMP<Annotate()<<1}
{ewc rhgbtn32.dll, BlueSkyHelpButton, g<PREVSM.BMP|PREVSM.BMP<Prev()<<1} {ewc rhgbtn32.dll, BlueSkyHelpButton,
g<NEXTSM.BMP|NEXTSM.BMP<Next()<<1}
```

## Verify Dial Up Password

If you entered a password in the Dial Up Password (Blank to Prompt) field, type it again in the Verify Dial Up Password field. If the two passwords do not match, you will be notified when you click **Save** and be returned to the Dial Up Password field to correct the error.

```
{ewc rhgbtn32.dll, BlueSkyHelpButton, g<MENUSM.BMP|MENUSM.BMP<
JumpId(Dsstutor.hlp>"main"i½DSSTRMT_Remote_Table_of_Contents);CloseWindow("Remote");IfThen(IsMark("express"))i½
DeleteMark("express"))<<1} {ewc rhgbtn32.dll, BlueSkyHelpButton, g<MAINSM.BMP|
MAINSM.BMP<JumpKeyword("ds.hlp"i½"contents")<<1} {ewc rhgbtn32.dll, BlueSkyHelpButton, g<EXITSM.BMP|
EXITSM.BMP<Exit()<<1} {ewc rhgbtn32.dll, BlueSkyHelpButton, g<ANNOUP01.BMP|ANNODN01.BMP<Annotate()<<1}
{ewc rhgbtn32.dll, BlueSkyHelpButton, g<PREVSM.BMP|PREVSM.BMP<Prev()<<1} {ewc rhgbtn32.dll, BlueSkyHelpButton,
g<NEXTSM.BMP|NEXTSM.BMP<Next()<<1}
```

## Number of Retries

In the Number of Retries field, enter the number of times the Dial Up Server should attempt to connect to the Internet if it cannot get through on the first try.

```
{ewc rhgbtn32.dll, BlueSkyHelpButton, g<MENUSM.BMP|MENUSM.BMP<
JumpId(Dsstutor.hlp>"main"i½DSSTRMT_Remote_Table_of_Contents);CloseWindow("Remote");IfThen(IsMark("express")i½
DeleteMark("express"))<<1} {ewc rhgbtn32.dll, BlueSkyHelpButton, g<MAINSM.BMP|
MAINSM.BMP<JumpKeyword("ds.hlp"i½"contents")<<1} {ewc rhgbtn32.dll, BlueSkyHelpButton, g<EXITSM.BMP|
EXITSM.BMP<Exit()<<1} {ewc rhgbtn32.dll, BlueSkyHelpButton, g<ANNOUP01.BMP|ANNODN01.BMP<Annotate()<<1}
{ewc rhgbtn32.dll, BlueSkyHelpButton, g<PREVSM.BMP|PREVSM.BMP<Prev()<<1} {ewc rhgbtn32.dll, BlueSkyHelpButton,
g<NEXTSM.BMP|NEXTSM.BMP<Next()<<1}
```

## Terminate Dial Up Connection When Idle

Select Terminate Dial Up Connection When Idle if you would like the Dial Up Server to disconnect from the Internet when it completes processing, or unmark this check box if you would like to remain on-line after processing.

```
{ewc rhgbtn32.dll, BlueSkyHelpButton, g<MENUSM.BMP|MENUSM.BMP<
JumpId(Dsstutor.hlp>"main"i½DSSTRMT_Remote_Table_of_Contents);CloseWindow("Remote");IfThen(IsMark("express")i½
DeleteMark("express"))<<1} {ewc rhgbtn32.dll, BlueSkyHelpButton, g<MAINSM.BMP|
MAINSM.BMP<JumpKeyword("ds.hlp"i½"contents")<<1} {ewc rhgbtn32.dll, BlueSkyHelpButton, g<EXITSM.BMP|
EXITSM.BMP<Exit()<<1} {ewc rhgbtn32.dll, BlueSkyHelpButton, g<ANNOUP01.BMP|ANNODN01.BMP<Annotate()<<1}
{ewc rhgbtn32.dll, BlueSkyHelpButton, g<PREVSM.BMP|PREVSM.BMP<Prev()<<1} {ewc rhgbtn32.dll, BlueSkyHelpButton,
g<NEXTSM.BMP|NEXTSM.BMP<Next()<<1}
```

## After Files are Sent

Select the Backup Source Files radio button if you would like to retain a copy of the packets after they are transferred. Otherwise, select Delete Source Files.

```
{ewc rhgbtn32.dll, BlueSkyHelpButton, g<MENUSM.BMP|MENUSM.BMP<
JumpId(Dsstutor.hlp>"main"i½DSSTRMT_Remote_Table_of_Contents);CloseWindow("Remote");IfThen(IsMark("express")i½
DeleteMark("express"))<<1} {ewc rhgbtn32.dll, BlueSkyHelpButton, g<MAINSM.BMP|
MAINSM.BMP<JumpKeyword("ds.hlp"i½"contents")<<1} {ewc rhgbtn32.dll, BlueSkyHelpButton, g<EXITSM.BMP|
EXITSM.BMP<Exit()<<1} {ewc rhgbtn32.dll, BlueSkyHelpButton, g<ANNOUP01.BMP|ANNODN01.BMP<Annotate()<<1}
{ewc rhgbtn32.dll, BlueSkyHelpButton, g<PREVSM.BMP|PREVSM.BMP<Prev()<<1} {ewc rhgbtn32.dll, BlueSkyHelpButton,
g<NEXTSM.BMP|NEXTSM.BMP<Next()<<1}
```

## FTP Host URL

Enter the Internet address of your FTP site in the FTP Host URL field. This is the path that the Dial Up Server must use to locate the site.

```
{ewc rhgbtn32.dll, BlueSkyHelpButton, g<MENUSM.BMP|MENUSM.BMP<
JumpId(Dsstutor.hlp>"main"i½DSSTRMT_Remote_Table_of_Contents);CloseWindow("Remote");IfThen(IsMark("express")i½
DeleteMark("express"))<<1} {ewc rhgbtn32.dll, BlueSkyHelpButton, g<MAINSM.BMP|
MAINSM.BMP<JumpKeyword("ds.hlp"i½"contents")<<1} {ewc rhgbtn32.dll, BlueSkyHelpButton, g<EXITSM.BMP|
EXITSM.BMP<Exit()<<1} {ewc rhgbtn32.dll, BlueSkyHelpButton, g<ANNOUP01.BMP|ANNODN01.BMP<Annotate()<<1}
{ewc rhgbtn32.dll, BlueSkyHelpButton, g<PREVSM.BMP|PREVSM.BMP<Prev()<<1} {ewc rhgbtn32.dll, BlueSkyHelpButton,
g<NEXTSM.BMP|NEXTSM.BMP<Next()<<1}
```

## FTP User ID

Enter the User ID that you use to log onto the FTP site in the FTP User ID field.

```
{ewc rhgbtn32.dll, BlueSkyHelpButton, g<MENUSM.BMP|MENUSM.BMP<
JumpId(Dsstutor.hlp>"main"i½DSSTRMT_Remote_Table_of_Contents);CloseWindow("Remote");IfThen(IsMark("express")i½
DeleteMark("express"))<<1} {ewc rhgbtn32.dll, BlueSkyHelpButton, g<MAINSM.BMP|
MAINSM.BMP<JumpKeyword("ds.hlp"i½"contents")<<1} {ewc rhgbtn32.dll, BlueSkyHelpButton, g<EXITSM.BMP|
EXITSM.BMP<Exit()<<1} {ewc rhgbtn32.dll, BlueSkyHelpButton, g<ANNOUP01.BMP|ANNODN01.BMP<Annotate()<<1}
{ewc rhgbtn32.dll, BlueSkyHelpButton, g<PREVSM.BMP|PREVSM.BMP<Prev()<<1} {ewc rhgbtn32.dll, BlueSkyHelpButton,
g<NEXTSM.BMP|NEXTSM.BMP<Next()<<1}
```

## FTP Password

Enter the password that is used with the User ID entered in the FTP User ID field in the FTP Password field.

```
{ewc rhgbtn32.dll, BlueSkyHelpButton, g<MENUSM.BMP|MENUSM.BMP<
JumpId(Dsstutor.hlp>"main"i½DSSTRMT_Remote_Table_of_Contents);CloseWindow("Remote");IfThen(IsMark("express")i½
DeleteMark("express"))<<1} {ewc rhgbtn32.dll, BlueSkyHelpButton, g<MAINSM.BMP|
MAINSM.BMP<JumpKeyword("ds.hlp"i½"contents")<<1} {ewc rhgbtn32.dll, BlueSkyHelpButton, g<EXITSM.BMP|
EXITSM.BMP<Exit()<<1} {ewc rhgbtn32.dll, BlueSkyHelpButton, g<ANNOUP01.BMP|ANNODN01.BMP<Annotate()<<1}
{ewc rhgbtn32.dll, BlueSkyHelpButton, g<PREVSM.BMP|PREVSM.BMP<Prev()<<1} {ewc rhgbtn32.dll, BlueSkyHelpButton,
g<NEXTSM.BMP|NEXTSM.BMP<Next()<<1}
```



## Verify FTP Password

Type the password entered in the FTP Password field again in the Verify FTP Password field. If the two entries do not match, you will be notified when you click Save and be returned to the FTP Password field to correct the error.

```
{ewc rhgbtn32.dll, BlueSkyHelpButton, g<MENUSM.BMP|MENUSM.BMP<
JumpId(Dsstutor.hlp>"main"i½DSSTRMT_Remote_Table_of_Contents);CloseWindow("Remote");IfThen(IsMark("express"))i½
DeleteMark("express"))<<1} {ewc rhgbtn32.dll, BlueSkyHelpButton, g<MAINSM.BMP|
MAINSM.BMP<JumpKeyword("ds.hlp"i½"contents")<<1} {ewc rhgbtn32.dll, BlueSkyHelpButton, g<EXITSM.BMP|
EXITSM.BMP<Exit())<<1} {ewc rhgbtn32.dll, BlueSkyHelpButton, g<ANNOUP01.BMP|ANNODN01.BMP<Annotate())<<1}
{ewc rhgbtn32.dll, BlueSkyHelpButton, g<PREVSM.BMP|PREVSM.BMP<Prev())<<1} {ewc rhgbtn32.dll, BlueSkyHelpButton,
g<NEXTSM.BMP|NEXTSM.BMP<Next())<<1}
```

## FTP Location to Store Files

In the FTP Location to store files field, enter the location on the FTP site where the Dial Up Server should post outgoing files that are in this site's outbox. (Enter the location that has been established at the site's server—either the central or a satellite server—for file retrieval.)

```
{ewc rhgbtn32.dll, BlueSkyHelpButton, g<MENUSM.BMP|MENUSM.BMP<
JumpId(Dsstutor.hlp>"main"i½DSSTRMT_Remote_Table_of_Contents);CloseWindow("Remote");IfThen(IsMark("express"))i½
DeleteMark("express"))<<1} {ewc rhgbtn32.dll, BlueSkyHelpButton, g<MAINSM.BMP|
MAINSM.BMP<JumpKeyword("ds.hlp"i½"contents")<<1} {ewc rhgbtn32.dll, BlueSkyHelpButton, g<EXITSM.BMP|
EXITSM.BMP<Exit()<<1} {ewc rhgbtn32.dll, BlueSkyHelpButton, g<ANNOUP01.BMP|ANNODN01.BMP<Annotate()<<1}
{ewc rhgbtn32.dll, BlueSkyHelpButton, g<PREVSM.BMP|PREVSM.BMP<Prev()<<1} {ewc rhgbtn32.dll, BlueSkyHelpButton,
g<NEXTSM.BMP|NEXTSM.BMP<Next()<<1}
```

## FTP Location to Retrieve Files

In the FTP Location to retrieve files field, enter the location on the FTP site where the Dial Up Server should look for files that have been posted for this site from its server. Files in this directory for this remote site will be transferred to the site's inbox. (Enter the location that has been established at the site's server for posting files.)

```
{ewc rhgbtn32.dll, BlueSkyHelpButton, g<MENUSM.BMP|MENUSM.BMP<
JumpId(Dsstutor.hlp>"main"i½DSSTRMT_Remote_Table_of_Contents);CloseWindow("Remote");IfThen(IsMark("express")i½
DeleteMark("express"))<<1} {ewc rhgbtn32.dll, BlueSkyHelpButton, g<MAINSM.BMP|
MAINSM.BMP<JumpKeyword("ds.hlp"i½"contents")<<1} {ewc rhgbtn32.dll, BlueSkyHelpButton, g<EXITSM.BMP|
EXITSM.BMP<Exit()<<1} {ewc rhgbtn32.dll, BlueSkyHelpButton, g<ANNOUP01.BMP|ANNODN01.BMP<Annotate()<<1}
{ewc rhgbtn32.dll, BlueSkyHelpButton, g<PREVSM.BMP|PREVSM.BMP<Prev()<<1} {ewc rhgbtn32.dll, BlueSkyHelpButton,
g<NEXTSM.BMP|NEXTSM.BMP<Next()<<1}
```

## Remote Site Communications Maintenance Complete

Click **Save**.

```
{ewc rhgbtn32.dll, BlueSkyHelpButton, g<MENUSM.BMP|MENUSM.BMP<
JumpId(Dsstutor.hlp>"main"i½DSSTRMT_Remote_Table_of_Contents);CloseWindow("Remote");IfThen(IsMark("express"))i½
DeleteMark("express"))<<1} {ewc rhgbtn32.dll, BlueSkyHelpButton, g<MAINSM.BMP|
MAINSM.BMP<JumpKeyword("ds.hlp"i½"contents")<<1} {ewc rhgbtn32.dll, BlueSkyHelpButton, g<EXITSM.BMP|
EXITSM.BMP<Exit()<<1} {ewc rhgbtn32.dll, BlueSkyHelpButton, g<ANNOUP01.BMP|ANNODN01.BMP<Annotate()<<1}
{ewc rhgbtn32.dll, BlueSkyHelpButton, g<PREVSM.BMP|PREVSM.BMP<Prev()<<1} {ewc rhgbtn32.dll, BlueSkyHelpButton,
g<NEXTSM.BMP|
NEXTSM.BMP<IfThenElse(IsMark("express"))i½JumpId(dsstutor.hlp>remotei½DSSTRMT_Procedure_complete);SaveMark("I
astpath")i½Next())<<1}
```

## Maintenance

The following options are accessed from the **Maintenance** menu.. Click on the pop-ups below for a brief explanation, or see the main help for more information.

### [Rebuild](#)

### [Log Maintenance](#)

```
{ewc rhgbtn32.dll, BlueSkyHelpButton, g<MENUSM.BMP|MENUSM.BMP<
JumpId(Dsstutor.hlp>"main"i½DSSTRMT_Remote_Table_of_Contents);CloseWindow("Remote");IfThen(IsMark("express"))i½
DeleteMark("express"))<<1} {ewc rhgbtn32.dll, BlueSkyHelpButton, g<MAINSM.BMP|
MAINSM.BMP<JumpKeyword("ds.hlp"i½"contents")<<1} {ewc rhgbtn32.dll, BlueSkyHelpButton, g<EXITSM.BMP|
EXITSM.BMP<Exit()<<1} {ewc rhgbtn32.dll, BlueSkyHelpButton, g<ANNOUP01.BMP|ANNODN01.BMP<Annotate()<<1}
{ewc rhgbtn32.dll, BlueSkyHelpButton, g<PREVSM.BMP|PREVSM.BMP<Prev()<<1} {ewc rhgbtn32.dll, BlueSkyHelpButton,
g<NEXTSM.BMP|
NEXTSM.BMP<IfThenElse(IsMark("express"))i½JumpId(dsstutor.hlp>remotei½DSSTRMT_Procedure_complete);SaveMark("I
astpath")i½Next())<<1}
```

## Remote Site Ready to Synchronize

This site is now ready to synchronize. You have two synchronization options after you exit this tutorial: you can check the checkboxes corresponding to the type of synchronization then click **Process**, or you may click **Run Script** and run any scripts you defined in Scripting.

```
{ewc rhgbtn32.dll, BlueSkyHelpButton, g<MENUUP.BMP|MENUUDN.BMP<
JumpId(Dsstutor.hlp>"main"i½DSSTRMT_Remote_Table_of_Contents);CloseWindow("Remote")<<1} {ewc rhgbtn32.dll,
BlueSkyHelpButton, g<MAINUP.BMP|MAINDN.BMP<JumpKeyword("ds.hlp"i½"contents")<<1} {ewc rhgbtn32.dll,
BlueSkyHelpButton, g<EXITUP.BMP|EXITDN.BMP<Exit()<<1}
```

**End of Main Procedure**  
**Express Jumps Follow**

## File Paths

From the **Setup** menu, select **File Paths**.

```
{ewc rhgbtn32.dll, BlueSkyHelpButton, g<MENUSM.BMP|MENUSM.BMP<
JumpId(Dsstutor.hlp>"main"i½DSSTRMT_Remote_Table_of_Contents);CloseWindow("Remote");IfThen(IsMark("express")i½
DeleteMark("express"))<<1} {ewc rhgbtn32.dll, BlueSkyHelpButton, g<MAINSM.BMP|
MAINSM.BMP<JumpKeyword("ds.hlp"i½"contents")<<1} {ewc rhgbtn32.dll, BlueSkyHelpButton, g<EXITSM.BMP|
EXITSM.BMP<Exit()<<1} {ewc rhgbtn32.dll, BlueSkyHelpButton, g<ANNOUP01.BMP|ANNODN01.BMP<Annotate()<<1}
{ewc rhgbtn32.dll, BlueSkyHelpButton, g<PREVSM.BMP|
PREVSM.BMP<JumpId(Dsstutor.hlp>"main"i½DSSTRMT_Remote_Table_of_Contents);CloseWindow("remote")<<1} {ewc
rhgbtn32.dll, BlueSkyHelpButton, g<NEXTSM.BMP|
NEXTSM.BMP<JumpId(dsstutor.hlpi½DSSTRMT_Path_to_Inbox);SaveMark("express")<<1}
```



## Scripting

From the **Setup** menu, select **Script Setup**.

```
{ewc rhgbtn32.dll, BlueSkyHelpButton, g<MENUSM.BMP|MENUSM.BMP<
JumpId(Dsstutor.hlp>"main"i¿½DSSTRMT_Remote_Table_of_Contents);CloseWindow("Remote");IfThen(IsMark("express")i¿½
DeleteMark("express"))<<1} {ewc rhgbtn32.dll, BlueSkyHelpButton, g<MAINSM.BMP|
MAINSM.BMP<JumpKeyword("ds.hlp"i¿½"contents")<<1} {ewc rhgbtn32.dll, BlueSkyHelpButton, g<EXITSM.BMP|
EXITSM.BMP<Exit()<<1} {ewc rhgbtn32.dll, BlueSkyHelpButton, g<ANNOUNP01.BMP|ANNODN01.BMP<Annotate()<<1}
{ewc rhgbtn32.dll, BlueSkyHelpButton, g<PREVSM.BMP|
PREVSM.BMP<JumpId(Dsstutor.hlp>"main"i¿½DSSTRMT_Remote_Table_of_Contents);CloseWindow("remote")<<1} {ewc
rhgbtn32.dll, BlueSkyHelpButton, g<NEXTSM.BMP|
NEXTSM.BMP<JumpId(dsstutor.hlpi¿½DSSTRMT_Add_or_Change_a_Remote_Script);SaveMark("express")<<1}
```

## Time Zone Settings

From the **Setup** menu, select **Time Zone**.

```
{ewc rhgbtn32.dll, BlueSkyHelpButton, g<MENUSM.BMP|MENUSM.BMP<
JumpId(Dsstutor.hlp>"main"i½DSSTRMT_Remote_Table_of_Contents);CloseWindow("Remote");IfThen(IsMark("express")i½
DeleteMark("express"))<<1} {ewc rhgbtn32.dll, BlueSkyHelpButton, g<MAINSM.BMP|
MAINSM.BMP<JumpKeyword("ds.hlp"i½"contents")<<1} {ewc rhgbtn32.dll, BlueSkyHelpButton, g<EXITSM.BMP|
EXITSM.BMP<Exit()<<1} {ewc rhgbtn32.dll, BlueSkyHelpButton, g<ANNOUNP01.BMP|ANNODN01.BMP<Annotate()<<1}
{ewc rhgbtn32.dll, BlueSkyHelpButton, g<PREVSM.BMP|
PREVSM.BMP<JumpId(Dsstutor.hlp>"main"i½DSSTRMT_Remote_Table_of_Contents);CloseWindow("remote")<<1} {ewc
rhgbtn32.dll, BlueSkyHelpButton, g<NEXTSM.BMP|
NEXTSM.BMP<JumpId(dsstutor.hlpi½DSSTRMT_Time_Zone_Dialog_Box);SaveMark("express")<<1}
```

## Communications Maintenance

### Click Maintenance.

```
{ewc rhgbtn32.dll, BlueSkyHelpButton, g<MENUSM.BMP|MENUSM.BMP<
JumpId(Dsstutor.hlp>"main"i½DSSTRMT_Remote_Table_of_Contents);CloseWindow("Remote");IfThen(IsMark("express")i½
DeleteMark("express"))<<1} {ewc rhgbtn32.dll, BlueSkyHelpButton, g<MAINSM.BMP|
MAINSM.BMP<JumpKeyword("ds.hlp"i½"contents")<<1} {ewc rhgbtn32.dll, BlueSkyHelpButton, g<EXITSM.BMP|
EXITSM.BMP<Exit()<<1} {ewc rhgbtn32.dll, BlueSkyHelpButton, g<ANNOUP01.BMP|ANNODN01.BMP<Annotate()<<1}
{ewc rhgbtn32.dll, BlueSkyHelpButton, g<PREVSM.BMP|
PREVSM.BMP<JumpId(Dsstutor.hlp>"main"i½DSSTRMT_Remote_Table_of_Contents);CloseWindow("remote")<<1} {ewc
rhgbtn32.dll, BlueSkyHelpButton, g<NEXTSM.BMP|
NEXTSM.BMP<JumpId(dsstutor.hlpi½DSSTRMT_Remote_Site_Communicatons_Maintenance);SaveMark("express")<<1}
```

**End of Express jumps  
Terminator Follows**

## Procedure Complete

The procedure is now complete. To modify your DSS system further, return to the table of contents for a complete list of available procedures.

<pre>{ewc rhgbt n32.dll l, BlueS kyHel pButt on, g&lt;ME NUU P.BM P  MEN USM. BMP&lt; JumpI d(dsst utor.hl p&gt;mai n ½ DSST RMT_ Remo te_Ta ble_of _Cont ents); Close Wind ow("r emot e");D elete Mark( "expr ess"); IfThe n(IsM ark("e xpres s")i½ ½Del eteM ark("e xpres s"))&lt;&lt; 1}</pre>	<pre>{ewc rhgbtn32. dll, BlueSkyH elpButton, g&lt;MAINU P.BMP  MAINDN. BMP&lt;Jum pKeyword ("ds.hlp"i½ ½"content s")&lt;&lt;1}</pre>	<pre>{ew c rhg btn3 2.dll , Blu eSk yHe lpB utto n, g&lt;E XIT UP. BM P  EXI TD N.B MP &lt;Exi t())&lt; &lt;1}</pre>	<pre>{ewc rhgbtn32 .dll, BlueSky HelpButt on, g&lt;ANUP LG01.B MP  ANDNL G01.BM P&lt;Annot ate())&lt;&lt;1 }</pre>	<pre>{ewc rhgbtn32 .dll, BlueSky HelpButt on, g&lt;PREV UP.BMP  PREVD N.BMP&lt; GotoMar k(lastpat h);Delet eMark(la stpath)&lt; &lt;1}</pre>
<a href="#">Conte nts</a>	<a href="#">TeleMagic Help</a>	<a href="#">Exit</a>	<a href="#">Annotate</a>	<a href="#">Back</a>



