

# TECHNOTE: System 7.5.3 Revision 2

by Brian Bechtel  
[devsupport@applelink.apple.com](mailto:devsupport@applelink.apple.com)  
Apple Developer Technical Support (DTS)

This Technote describes the various changes offered by System 7.5.3 Revision 2 and provides information for Apple developers regarding these changes. This Note also includes references to other sources of information that further discuss these changes.

## About System 7.5.3 Revision 2

---

System 7.5.3 Revision 2 is a small set of bug fixes meant to be applied to System 7.5.3. These fixes apply to any machine currently running System 7.5.3. (The update also brings PowerBook Enabler 1.2.x up to version 1.2.4 when installing these fixes. In that one case, System 7.5.3 Revision 2 applies to some PowerBook computers running System 7.5.2.)

## System Enabler Changes

---

Both the System 7.5 & 7.5.2 Update Enabler are modified by System 7.5.3 Revision 2. System 7.5.3 Revision 2 changes the enabler for your machine to fix the following problems:

- Type 8 errors on PowerBooks
- Cache flushing on PowerBooks
- Floppy driver on the PowerBook 5300
- Dynamic Recompiling Emulator
- Potential SCSI Problem

### Type 8 Errors

---

In certain cases, the state of the 68K status register (SR) was saved from a copy on the stack after the processor had switched stacks. As a result, the restoration of SR wasn't quite right. This has been fixed. Note that the fix only applies to PowerBook computers. Among other behaviors, this bug caused Type 8 errors for PowerBook users when coming out of Sleep if they had RamDoubler installed.

### Cache Flushing

---

A performance patch in the enabler was applied to the PowerBook 5300 series when it should have been applied to all PowerPC-based PowerBooks. This patch to `SetTrapAddress` flushes only a cache range instead of the whole cache. This fix should improve performance of the PowerBook Duo 2300c, any Duo with a PowerPC upgrade, and PowerPC upgrades for the PowerBook 540 and PowerBook 520 series.

### Floppy Driver on the 5300

---

If the user first inserts a PC floppy disk into the PowerBook 5300, the disk becomes unreadable on PCs. To fix this problem, the timings in the PowerBook

5300 floppy disk driver (i.e., how it reads and writes data) were modified and adjusted.

## Dynamic Recompiling Emulator

---

There was a problem in the Dynamic Recompiling Emulator which resulted in corruption of the emulated 68K SR register's C bit. The root cause of this bug was corruption of the PowerPC XER register, resulting in destruction of the emulated 68K SR register's C bit. This fix affects PCI Mac OS machines, as well as the 5300 and 2300 PowerBook series.

## A Potential SCSI Problem

---

Because of an ambiguity in the SCSI specification, there can be cases where the SCSI Manager incorrectly returns data errors. This situation occurs when certain IBM drives, with write caching disabled, finishes their last data phase transfer. The drive does not perform a `SAVE_DATA_POINTERS` before doing the SCSI disconnect. When the drive reconnects to send status, the SCSI Manager does an implied `RESTORE_POINTERS` which moves the data pointer to where it was at the beginning of the previous connection. The data pointer is not the same as the data pointer in the original transfer. The SCSI Manager thus returns a residual length error. Previous versions of the SCSI Manager worked around this problem by assuming that if the device went to status phase on the subsequent reselect that the previous connection was OK and that therefore there was no reason to perform the implied `RESTORE_POINTERS`.

With the internal fast bus on the PCI Power Macintoshes, the SCSI Manager did not "know" the device was in status phase after the reconnect because of a difference in the way the controller works. The SCSI Manager now correctly issues the `RESTORE_POINTERS` command. The transaction will be correctly reported as successful. This fix affects only PCI PowerMacs running Mac OS which use the 1 gigabyte IBM drive with write caching disabled. Apple ships these drives with write caching enabled. However, write caching may be disabled by some third-party SCSI utilities. This is a preventive measure rather than a common occurrence.

For more details on write caching, see Technote 1040 "Write Cache Flushing: Techniques for Properly Handling System Shutdown."

## Startup Tuner INIT Changes

---

### Drive Spin Up

---

When a Power Macintosh is powered on, it may not boot properly from the hard drive selected in the Startup Disk control panel. This problem only occurs with virtual memory turned off. Even if virtual memory is turned on again, the problem may still occur. This fix affects only PCI Power Macintosh computers.

### Other Changes

---

System 7.5.3 comes preinstalled on some machines. System 7.5 Update 2.0 contains additional bug fixes beyond those found in System 7.5.3 as installed on some early machines. For details on the differences between System 7.5.3 and System 7.5 Update 2.0, refer to the “Two Implementations” section of Technote 1017. System 7.5.3 Revision 2 installs most of the bug fixes listed in the “If System Software 7.5.3 is Present...” section of Technote 1017, if those bug fixes are not already installed. The updater will not install all of the bug fixes described in Technote 1017 because some of these resources are installed directly into the system file instead of into the enabler — including some networking resources, the latest IR Talk driver resource, and some international resources.

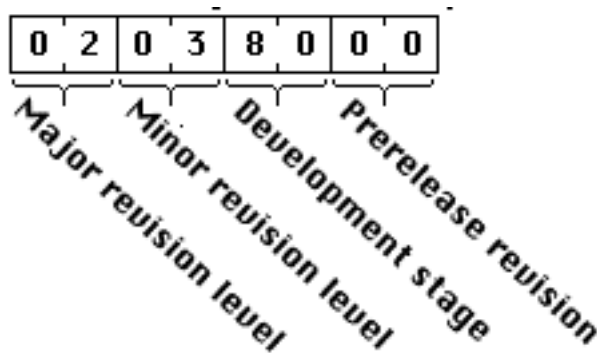
System 7.5.3 Revision 2 may require the creation of a “System 7.5.3 Enabler” on some machines which currently do not ship with such an enabler as part of System 7.5.3. If the “System 7.5.3 Enabler” is created, it will contain all of the bug fixes listed above, as well as most of the bug fixes listed in the “If System Software 7.5.3 is Present...” section of Technote 1017. If a machine already has a “System 7.5 Enabler” or “System 7.5.2 Enabler” installed, then that enabler is updated instead.

## Detecting System 7.5.3 Revision 2

---

To distinguish between the multiple versions of system software, the 'sysu' Gestalt selector has been provided. It returns the version number of the currently installed system update, formatted according to the same conventions as the version numbering used in 'vers' resources, as illustrated in Figure 1.

**Figure 1** The format of the Gestalt response for the 'sysu' selector.



The presence of the 'sysu' Gestalt selector allows application programs to determine if the current installed system software version was established using the system update. The 'sysu' Gestalt selector will only be defined if a system update package was used to establish the current system version: the 'sysu' selector is not defined on machines shipped with System 7.5.3 installed.

### Using the 'sysv' and 'sysu' Gestalt Selectors

---

Here is how you can use the 'sysv' and the 'sysu' Gestalt selectors to establish information about System 7.5.3:

```

long response, updateversion;
OSErr err;
Boolean seven_five_three;
Boolean is_an_update;

seven_five_three = false;
is_an_update = false;

err = Gestalt(gestaltSystemVersion, &response);
if (err == noErr) {
    seven_five_three = (response == 0x00000753);
    if (seven_five_three) {
        err = Gestalt('sysu', &updateversion);
        is_an_update = (err == noErr);
    }
}
/* at this point, seven_five_three will be true if system 7.5.3
is the current operating system, and is_an_update will be true
if the current system version was established by update. if
is_an_update is true, updateversion will contain the System
update's version number (0x02038000 for system 7.5.3 revision 2). */

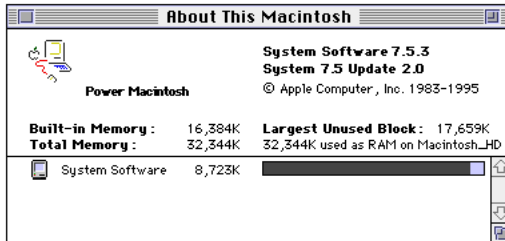
```

## Changes in the “About This Macintosh” Dialog Box

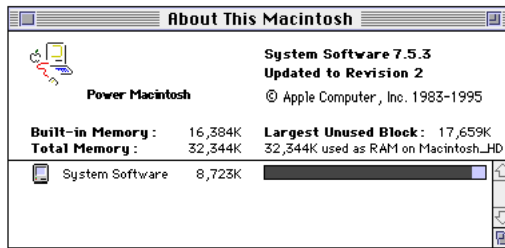
---

When System 7.5.3 Revision 2 is installed, the second line of the “About This Macintosh” dialog box becomes “Updated to Revision 2.” Due to some unresolved Finder issues, the copyright string displayed in the “About This Macintosh” dialog box does not change; the first release of this Technote claimed that it did.

**Figure 2** “About This Macintosh” dialog box with System 7.5 Update 2.0



**Figure 3** “About This Macintosh” dialog box with System 7.5.3 Revision 2



## Further References

- Technote 1017, “System 7.5 Update 2.0; Macintosh System 7.5.3.”
- Technote 1040, “Write Cache Flushing: Techniques for Properly Handling System Shutdown.”

## Acknowledgments

Thanks to Clinton Bauder, Douglas Clarke, Dave Evans, Bob Filice, Vinnie Moscaritolo, Time Stahlke, and Tim Swihart.

